

Wood-Mizer®

Parts Manual

LT40 Series AH

rev. E1.04

LT40 Series AH WIDE

rev. E1.04



Safety is our #1 concern! Read and understand all safety information and instructions before operating, setting up or maintaining this machine.

Form #921

Table of Contents

Section-Page

SECTION 1	GENERAL INFORMATION	1-1
1.1	How To Use the Parts List.....	1-1
1.2	Sample Assembly	1-1
SECTION 2	BLADE GUIDE ROLLERS & ARM	2-1
2.1	Blade Guide Assembly, Idle Side (Standard).....	2-1
2.2	Idle Side Blade Guide Assembly, Optional (LMS).....	2-3
2.3	Blade Guide Assembly, Drive Side.....	2-5
2.4	Blade Guide Mount Block (LT40 Wide)	2-7
2.5	Blade Guide Mount Block (LT40 Wide)	2-8
2.6	Blade Guide Arm & Rollers	2-9
2.7	Blade Guide Arm Drive Assembly.....	2-10
2.8	Drive Assembly, Blade Guide Arm (LT40 Wide)	2-12
2.9	Drive Roller, Blade Guide Arm	2-14
2.10	Idler Roller, Blade Guide Arm	2-15
SECTION 3	BLADE WHEELS & TENSIONER	3-1
3.1	Blade Drive Assembly, LT40 Series AH	3-1
3.2	Idle Blade Wheel Assembly	3-3
3.3	Blade Tensioner Guide Arms (LT40 Wide)	3-4
3.4	Hydraulic Blade Tensioner Assembly.....	3-5
SECTION 4	SAW HEAD	4-1
4.1	Middle Throat Screw	4-1
4.2	Water Lube Solenoid Valve (not available in EC version)	4-1
4.3	Board Return Assembly	4-2
4.4	Clutch Lever Assembly (Optional Equipment)	4-4
4.5	Brake Assembly.....	4-6
4.6	Water Lube Assembly	4-8
4.7	LT40AC Saw Head Decals	4-10
4.8	Blade Housing Covers	4-12
4.9	Drive Belt Covers	4-14
4.10	Sawdust Chute	4-15
4.11	Saw Head Rest Pin	4-16
4.12	Saw Head Rest Bracket. Plate Mount.	4-17
4.13	LT Sawmill Saw Head Rest Bracket	4-18
4.14	Saw Head Support Bracket (only portable sawmills with the new type of frame)	4-19
4.15	LT40 Wide Saw Head Support Bracket (only machines with the new type of frame)	

Table of Contents

Section-Page

4-20

4.16 Saw Head Rest Assembly, LT40M - 2.2 4-21
4.17 LT40 Wide Saw Head Parts 4-22
4.18 Motor Mount Clamp 4-24
4.19 Blade Guide Arm w/Drive 4-25

SECTION 5 CONTROL & BATTERY BOXES 5-1

5.1 Control Assembly, LT40 Series AC 5-1
5.2 Control Assembly, LT70 AH 5-3
5.3 Control Box Bracket..... 5-5
5.4 Drum Switches 5-6
5.5 Circuit Breakers..... 5-7

SECTION 6 UP/DOWN SYSTEM 6-1

6.1 Saw Head V-Brace Mount..... 6-1
6.2 Blade Height Scale 6-2
6.3 Up/Down Chain & Sprockets 6-4
6.4 Up/Down Motor Assembly, LT40 Series AH..... 6-6
6.5 Up/Down Drive Assembly 6-7
6.6 Safety Switches 6-8

SECTION 7 POWER FEED & TRACK ROLLERS 7-1

7.1 Upper Track Rollers And Wipers..... 7-1
7.2 Power Feed Assembly, LT40 Series AH..... 7-2
7.3 Feed Chain/Stop 7-4
7.4 Lower Track Rollers 7-6

Table of Contents

Section-Page

SECTION 8 BED FRAME ASSEMBLY

8-1

8.1	Bed Rail Assembly, Front (S/M Type Frame)	8-1
8.2	Bed Rail Assembly, Rear (S/M Type Frame)	8-2
8.3	Bed Rail Assembly, Front Middle (S/M Type Frame).....	8-3
8.4	Bed Rail Assembly, Rear Middle	8-4
8.5	Additional Angled Bed Rail (Long)	8-5
8.6	Additional Flat Bed Rail (Long)	8-6
8.7	Additional Flat Bed Rail (Short) Additional Angled Bed Rail (Short)	8-7
8.8	Bed Extension LT40 (0.9m) - Complete	8-9
8.9	Fine Adjust Outrigger Leg.....	8-11
8.10	Clamp Mount Assembly, Front (AH5/7)	8-12
8.11	Clamp Mount Assembly, Rear (AH5/7)	8-14
8.12	Leg, Stationary	8-16
8.13	Adjustable Legs	8-18
8.14	Front Adjustable Leg (at the hitch)	8-19
8.15	Angled Bed Rails, "M" Frame	8-20
8.16	Plate Set, M Type Frame Bed Rail 1-2 & 2-3 (Option)	8-22
8.17	Board Return Table, Angled Bed Rail Assembly	8-23
8.18	Board Return Table, Stationary "M" Frame Option	8-24
8.19	Long Table	8-26
8.20	Pivot Bed Rail Assembly.....	8-28
8.21	Bed Rail Assembly, Optional End.....	8-30
8.22	Log Side Support Assembly (Manual)	8-31
8.23	Remote Equipment for Installation on a Wall (Cutting Length of 6.5 m)	8-33
8.24	Remote Equipment for Installation on a Wall (Cutting Length of 6.5-10 m)	8-34
8.25	Guide Rail Support Post	8-35
8.26	Guide Rail Support Post	8-37
8.27	4-Post Remote Set	8-39
8.28	5-Post Remote Set	8-40
8.29	Tie Down Chain Assembly	8-41
8.30	Saw Head Transport Bracket	8-42
8.31	Saw Head Transport Bracket	8-43
8.32	LT Sawmill Saw Head Rest Bracket	8-44
8.33	Saw Head Rest Pin Assembly	8-45
8.34	Octagonal Profile Sawing Tool (Option)	8-46
8.35	Sawmills Transport Bracket Assembly (Option)	8-47
8.36	Bed Frame Decals	8-48
8.37	Stationary Legs for "M" Frame. 522944	8-49
8.38	Stationary Legs for "S" Frame. 526546	8-51
8.39	Stationary Leg (Part No. 501639)	8-53

Table of Contents

Section-Page

SECTION 9 HYDRAULIC SYSTEM 9-1

- 9.1 Hydraulic Hoses, LT40 Series AH 9-1
- 9.2 LT40 Hydraulic Control Boxes 9-3
- 9.3 Hydraulic Control Box, LT40/70 AH-7 (Option) 9-4
- 9.4 Hydraulic Control Box, AC 11-Section 9-6
- 9.5 Hydraulic Control Box, LT40/70 AC 14-Section 9-8
- 9.6 Hydraulic Hose Kit, AH "M" Frame Sawmills MBX12/24H1-6 9-11
- 9.7 Hydraulic Hose Hanger Kit, "M" Frame (AH1-3) MBX12/24H1-4 9-12
- 9.8 Hydraulic Hose Hanger Kit, "M" Frame (AH4-7) MBX12/24H5-6 9-13
- 9.9 Hydraulic Control Box, 16-Section LT20/40/70AC 9-14
- 9.10 Hydraulic Control Box, LT40/70 AC 10-Section 9-17
- 9.11 Hydraulic Control Box, LT40 Series AH3 9-19
- 9.12 Hydraulic Control Box, LT40 Series AH5/7 9-22
- 9.13 Hydraulic Box, AH3 6-Section, LT40/70 Mobile Sawmills (M-type Frame) 9-25
- 9.14 Hydraulic Box, AH5/AH7 10-Section, LT40/70 Mobile Sawmills (M-type Frame) 9-28
- 9.15 Hydraulic Box, AHP3 7-Section, LT40/70 Mobile Sawmills (M-type Frame) 9-31
- 9.16 Hydraulic Control Box, AHP5/LT40/LT70 10-Section 9-34
- 9.17 Hydraulic Control Box, AHP3/LT40/LT70 Stationary Sawmills 7-Section (M-type Frame) 9-37
- 9.18 Hydraulic Control Box, AHP5/LT40/LT70 Stationary Sawmills 10-Section (M-type Frame) 9-40
- 9.19 Hydraulic Control Box, AHP7/LT40/LT70 Stationary Sawmills 11-Section (M-type Frame) 9-43
- 9.20 Shock Absorber Assembly - Option for Sawmills Equipped with Hydraulics 9-46
- 9.21 Hydraulic Electric Box, AC 9-48
- 9.22 Hydraulic Power Supply Strip 9-49
- 9.23 Hydraulic Log Loader 9-51
- 9.24 Hydraulic Log Loader, Extended for "S", "M" and "M Super" Frames with 2.5 t. and 2.6 t.

Table of Contents

Section-Page

Trailer	9-53
9.25 Hydraulic Log Turner.....	9-55
9.26 Hydraulic Log Turner	9-57
9.27 Vertical Log Side Support W/O Cylinder	9-59
9.28 Hydraulic Log Side Supports	9-61
9.29 Main Hydraulic Log Clamp (2 Rods)	9-63
9.30 Hydraulic Log Clamp - Main	9-65
9.31 Hydraulic Pull-Down Clamp.....	9-67
9.32 Main Log Clamp (540970)	9-69
9.33 Two-Plane Log Clamp - M-type Frame +100 (544213)	9-71
9.34 Hydraulic Toe Board	9-73
9.35 Hydraulic Toe Board, Bottom Bed Rail (Option)	9-75
9.36 Driven Log Levelling Roller (mounted on lower bed rail)	9-76
9.37 Driven Log Levelling Roller, Lower Bed Rail (Option)	9-78
9.38 Left Hydraulic Toe Board (on Lower Bed Rail)	9-80
9.39 Driven Log Levelling Roller, Right w/2 Cylinders (Option)	9-81
9.40 Driven Log Levelling Roller, Left w/2 Cylinders	9-83
9.41 Front Box. 555426	9-85
9.42 Front Box. 555427	9-87
9.43 Front Box. 555432	9-89
9.44 Front Box. 555433	9-91
9.45 Front Box. 555435	9-93
9.46 Rear Box. 555444	9-95

SECTION 1 GENERAL INFORMATION

1.1 How To Use the Parts List

- Use the index above to locate the assembly that contains the part you need.
- Go to the appropriate section and locate the part in the illustration.
- Use the number pointing to the part to locate the correct part number and description in the table.
- Parts shown indented under another part are included with that part.
- Parts marked with a diamond (◆) are only available in the assembly listed above the part.

See the sample table below. Sample Part #A01111 includes part F02222-2 and subassembly A03333. Subassembly A03333 includes part S04444-4 and subassembly K05555. The diamond (◆) indicates that S04444-4 is not available except in subassembly A03333. Subassembly K05555 includes parts M06666 and F07777-77. The diamond (◆) indicates M06666 is not available except in subassembly K05555.

1.2 Sample Assembly				
REF.	DESCRIPTION (◆ Indicates Parts Available In Assemblies Only)	PART #	QTY	
	Sample Assembly, Complete (Includes All Indented Parts Below)	A01111	1	
1	Sample Part	F02222-22	1	
	Sample Subassembly (Includes All Indented Parts Below)	A03333	1	
2	Sample Part (◆ Indicates Part Is Only Available With A03333)	S04444-4	1	◆
	Sample Subassembly (Includes All Indented Parts Below)	K05555	1	
3	Sample Part (◆ Indicates Part Is Only Available With K05555)	M06666	2	◆
4	Sample Part	F07777-77	1	

To Order Parts:

- From Europe call our European Headquarters and Manufacturing Facility in Kolo, Poland at **+48-63-2626000**. From the continental U.S., call our toll-free Parts hotline at **1-800-525-8100**. Have your customer number, vehicle identification number, and part numbers ready when you call. From other international locations, contact the Wood-Mizer distributor in your area for parts.

Office Hours:

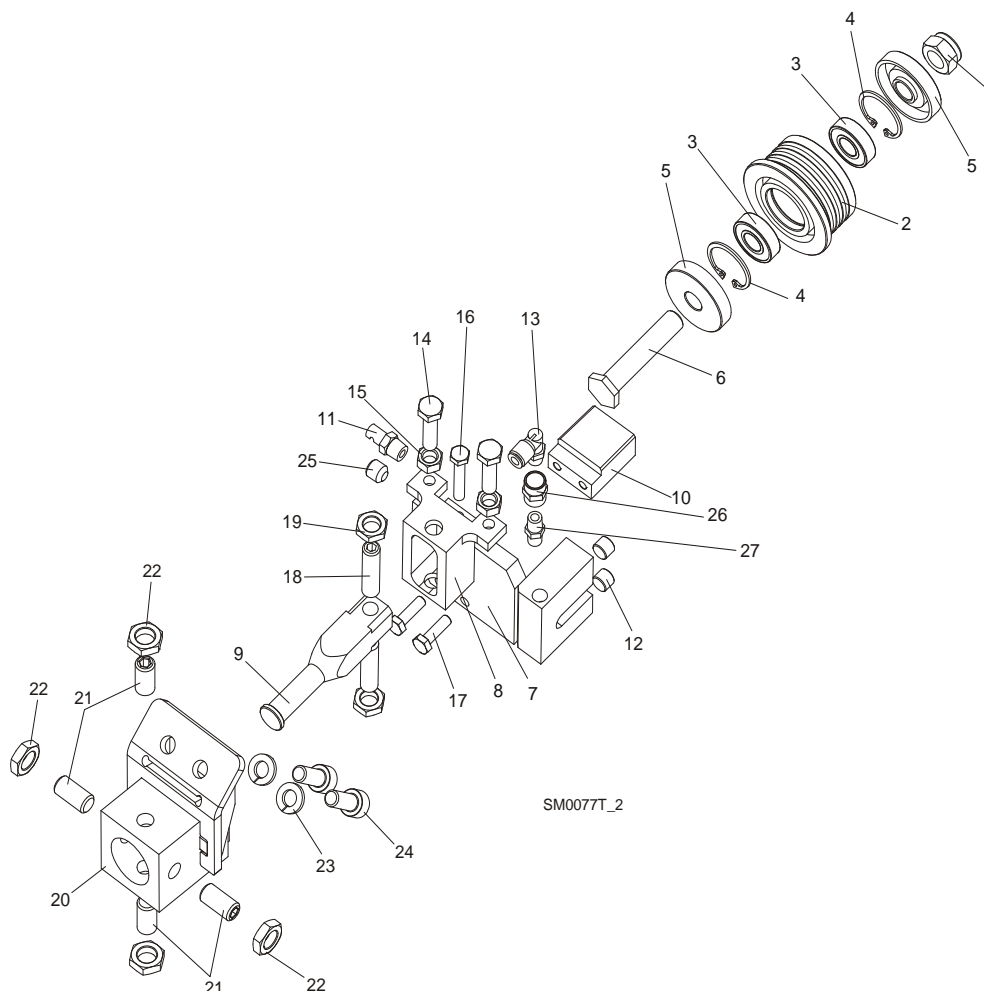
Country	Monday - Friday	Saturday	Sunday
Poland	7-15	Closed	Closed
US	8 a.m.- 5 p.m.	8 a.m.- 12 p.m.	Closed



CAUTION! It is strongly recommended that only original spare parts be used.

SECTION 2 BLADE GUIDE ROLLERS & ARM

2.1 Blade Guide Assembly, Idle Side (Standard)



REF.	DESCRIPTION (◆ Indicates Parts Available In Assemblies Only)	PART#	QTY
	BLADE GUIDE ASSEMBLY, IDLE SIDE	092523	1
	Roller, Blade Guide Narrow w/Bearings	088261	1
	Roller, Blade Guide W/Bearings Extended (for optional use with 1 1/2" blades)	092939	1
1	Nut, M12-8 Hex Nylon Zinc Lock	F81034-2	1
2	Roller, Blade Guide Narrow	087889	1
	Roller, Blade Guide Extended (for optional use with 1 1/2" blades)	087890	1
3	Bearing, 6001 2RSR NACHI	087893	2
4	Ring, W28 Inside Retaining	F81090-9	2
5	Washer, Spacer	087891	2 (1)
	Washer, Spacer (used with the Extended Roller only) ¹	087892-1	1
6	Bolt, Blade Guide Roller Zinc-Plated	087761-1	1
	Bolt, Blade Guide Roller Zinc Plated (used with the Extended Roller only)	092940-1	1
7	Block Weldment, Nozzle Zinc-Plated	087750-1	1

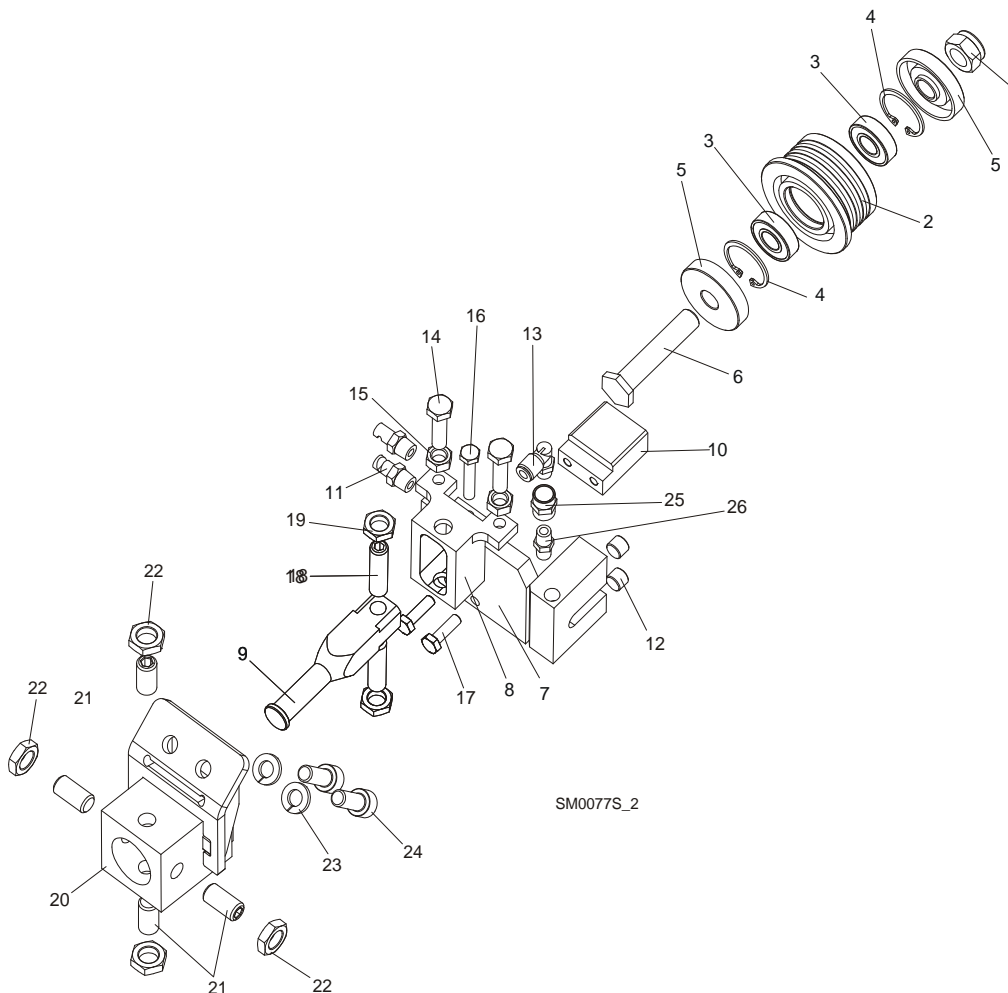
8	Block, Zinc-Plated Roller Guide Adjuster	087756-1	1	
9	Shaft, Zinc-Plated Blade Guide Mount (Narrow Roller)	088255-1	1	
	Shaft, Zinc-Plated Blade Guide Mount (Wide Roller)	501406-1	1	
10	Block, Blade Guide Zinc	096956-1	1	
11	Nozzle, Blade Water Lube Spray	016637	1	
12	Plug, M10x1 DIN 906 BN40 "BOSSARD"	F81015-3	2	
13	Fitting, 90° Elbow 1/8NPT-1/4 Tube Swivel	P09736	1	
14	Bolt, M8x30 DIN933 A2-70 Stainless Steel	F81002-27	2	
15	Nut, M8 DIN934 A2-70 Stainless Steel	F81032-7	2	
16	Bolt, M6x30 DIN933 A2-70 Stainless Steel	F81001-37	1	
17	Bolt, M6x20-8.8 Hex Head Full Thread Zinc	F81001-2	2	
18	Screw, M10x1x40 DIN913 Stainless Steel Set	F81015-2	2	
19	Nut, M10x1-04-ST-A2 ISO 8675 Thin	F81033-10	2	
20	BLOCK WELDMENT, PAINTED BLADE GUIDE MOUNT	514887-1	1	
21	SCREW, M10X1X25 DIN913 STAINLESS STEEL SET	F81015-4	4	
22	NUT, M10x1-04-ST-A2 ISO 8675 THIN	F81033-10	4	
23	WASHER, 8.2 SPLIT LOCK ZINC	F81054-4	2	
24	SCREW, M8 X 20-8.8 HEX SOCKET HEAD CAP ZINC	F81002-30	2	
25	FITTING, 1/8 NPT SOCKET PIPE PLUG	P30127	1	
26	FITTING, 1/8FPT COUPLING	P05748	1	
27	NIPPLE, 1/8 DRY SEAL	P02764	1	

¹ Used only from the flanged side of the roller.

2 Blade Guide Rollers & Arm

Idle Side Blade Guide Assembly, Optional (LMS)

2.2 Idle Side Blade Guide Assembly, Optional (LMS)



REF.	DESCRIPTION (◆ Indicates Parts Available In Assemblies Only)	PART#	QTY
	BLADE GUIDE ASSEMBLY, IDLE SIDE	087749	1
	Roller, Blade Guide Narrow w/Bearings	088261	1
	Roller, Blade Guide W/Bearings Extended (for optional use with 1 1/2" blades)	092939	1
1	Nut, M12-8 Hex Nylon Zinc Lock	F81034-2	1
2	Roller, Blade Guide Narrow	087889	1
	Roller, Blade Guide Extended (for optional use with 1 1/2" blades)	087890	1
3	Bearing, 6001 2RSR NACHI	087893	2
4	Ring, W28 Inside Retaining	F81090-9	2
5	Washer, Spacer	087891	2 (1)
	Washer, Spacer (used with the Extended Roller only) ¹	087892-1	1
6	Bolt, Blade Guide Roller Zinc-Plated	087761-1	1
	Bolt, Blade Guide Roller Zinc Plated (used with the Extended Roller only)	092940-1	1
7	Block Weldment, Nozzle Zinc-Plated	087750-1	1
8	Block, Zinc-Plated Roller Guide Adjuster	087756-1	1

Blade Guide Rollers & Arm

Idle Side Blade Guide Assembly, Optional (LMS)

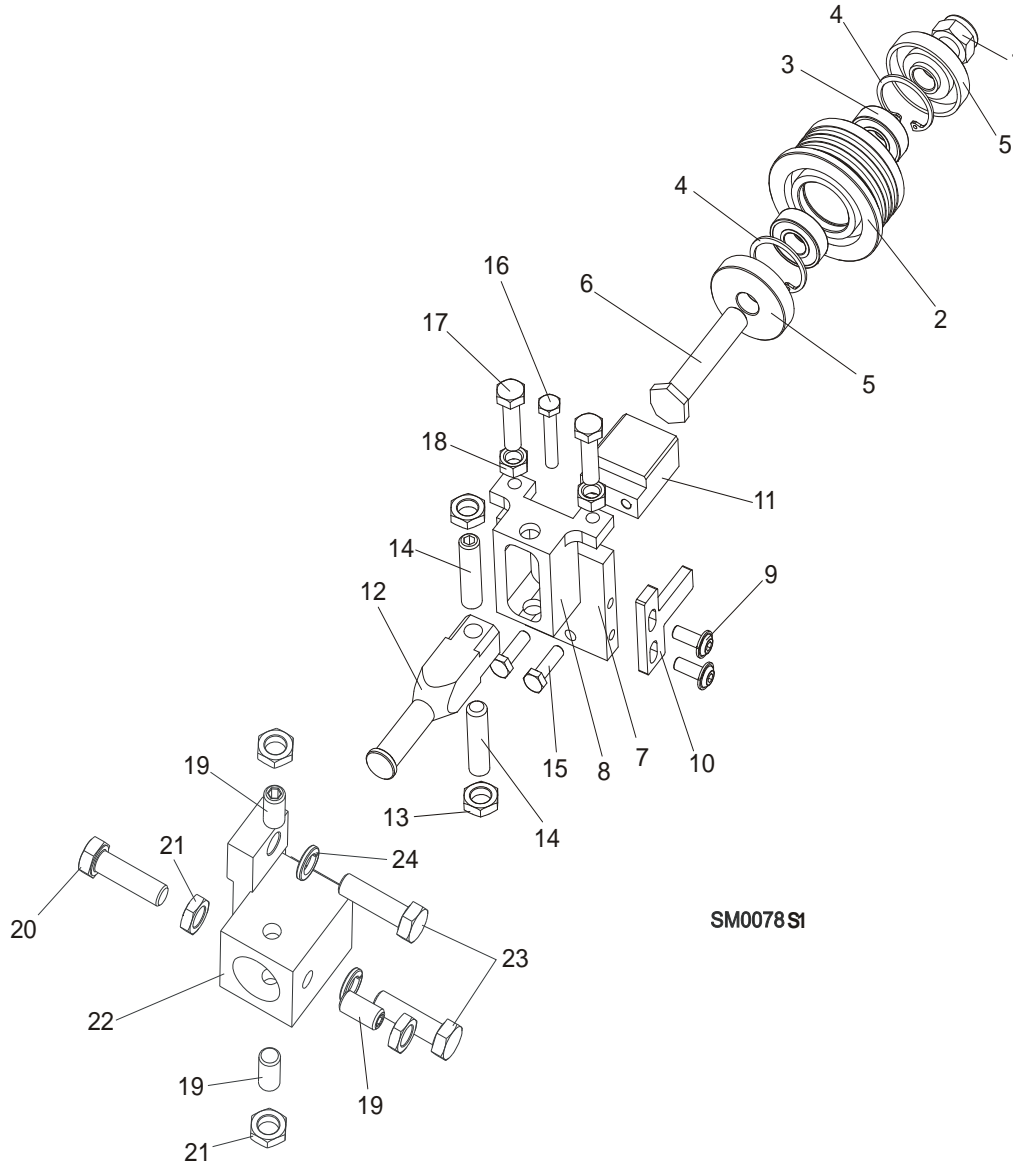
2

9	Shaft, Zinc-Plated Blade Guide Mount (Narrow Roller)	088255-1	1	
	Shaft, Zinc-Plated Blade Guide Mount (Wide Roller)	501406-1	1	
10	Block, Blade Guide Zinc	096956-1	1	
11	Nozzle, Blade Lube Spray	033479	2	
12	Plug, M10x1 DIN 906 BN40 "BOSSARD"	F81015-3	2	
13	Fitting, 90° Elbow 1/8NPT-1/4 Tube Swivel	P09736	1	
14	Bolt, M8x30 DIN933 A2-70 Stainless Steel	F81002-27	2	
15	Nut, M8 DIN934 A2-70 Stainless Steel	F81032-7	2	
16	Bolt, M6x30 DIN933 A2-70 Stainless Steel	F81001-37	1	
17	Bolt, M6x20-8.8 Hex Head Full Thread Zinc	F81001-2	2	
18	Screw, M10x1x40 DIN913 Stainless Steel Set	F81015-2	2	
19	Nut, M10x1-04-ST-A2 ISO 8675 Thin	F81033-10	2	
20	BLOCK WELDMENT, PAINTED BLADE GUIDE MOUNT	514887-1	1	
21	SCREW, M10X1X25 DIN913 STAINLESS STEEL SET	F81015-4	4	
22	NUT, M10x1-04-ST-A2 ISO 8675 THIN	F81033-10	4	
23	WASHER, 8.2 SPLIT LOCK ZINC	F81054-4	2	
24	SCREW, M8 X 20-8.8 HEX SOCKET HEAD CAP ZINC	F81002-30	2	
25	FITTING, 1/8FPT COUPLING	P05748	1	
26	NIPPLE, 1/8 DRY SEAL	P02764	1	

¹ Used only from the flanged side of the roller



2.3 Blade Guide Assembly, Drive Side



SM0078SI

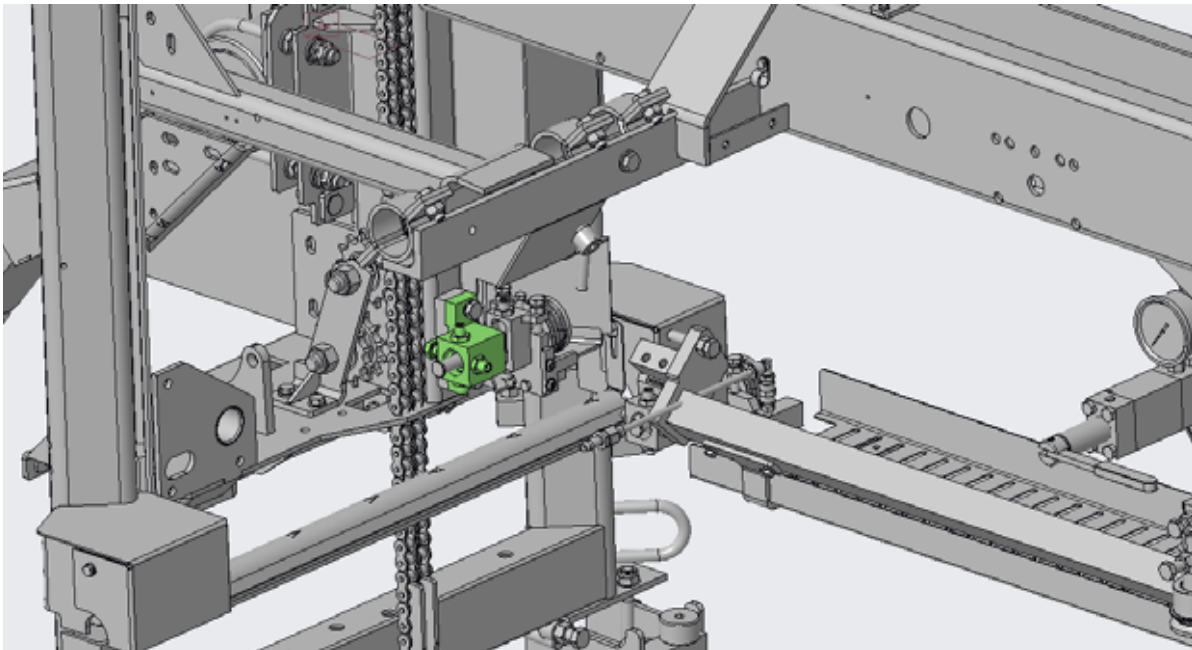
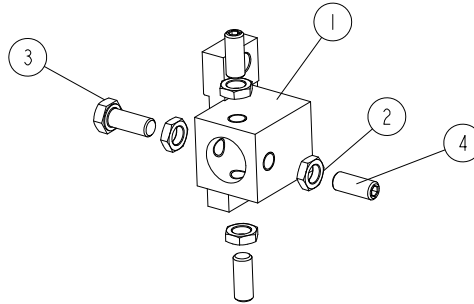
REF.	DESCRIPTION (◆ Indicates Parts Available In Assemblies Only)	PART#	QTY
	BLADE GUIDE ASSEMBLY, DRIVE SIDE	087748	1
	Roller, Blade Guide Narrow W/Bearings	088261	1
	Roller, Blade Guide W/Bearings Extended (for optional use with 1 1/2" blades)	092939	1
1	Nut, M12-8 Hex Nylon Zinc Lock	F81034-2	1
2	Roller, Blade Guide Narrow	087889	1
	Roller, Blade Guide Extended (for optional use with 1 1/2" blades)	087890	1
3	Bearing, 6001 2RSR NACHI	087893	2
4	Ring, W28 Inside Retaining	F81090-9	1
5	Washer, Spacer	087891	2 (1)

	Washer, Spacer (used with the Extended Roller only) ¹	087892-1	1	
6	Bolt, Blade Guide Roller Zinc-Plated	087761-1	1	
	Bolt, Blade Guide Roller Zinc Plated (used with the Extended Roller only)	092940-1	1	
7	Plate, Zinc-Plated Blade Guide Mounting	087753-1	1	
8	Block, Zinc-Plated Roller Guide Adjuster	087756-1	1	
9	Screw, M6x16 BN 11252 "BOSSARD"	F81001-24	2	
10	Wiper, Blade Zinc-Plated	087757-1	1	
11	Block, Blade Guide Zinc	096956-1	1	
12	Shaft, Zinc-Plated Blade Guide Mount (Narrow Roller)	088255-1	1	
	Shaft, Zinc-Plated Blade Guide Mount (Wide Roller)	501406-1	1	
13	Nut, M10x1-04-ST-A2 ISO 8675 Thin	F81033-10	2	
14	Screw, M10x1x40 DIN913 Stainless Steel Set	F81015-2	2	
15	Bolt, M6x20-8.8 Hex Head Full Thread Zinc	F81001-2	2	
16	Bolt, M6x30 DIN933 A2-70 Stainless Steel	F81001-37	1	
17	Bolt, M8x30 DIN933 A2-70 Stainless Steel	F81002-27	2	
18	Nut, M8 DIN934 A2-70 Stainless Steel	F81032-7	2	
19	Screw, M10X1X25 DIN913 Stainless Steel Set	F81015-4	3	
20	BOLT, M10X1X25 DIN 933 STAINLESS STEEL	F81003-28	1	
21	NUT, M10x1-04-ST-A2 ISO 8675 THIN	F81033-10	4	
22	BLOCK WELDMENT, BLADE GUIDE MOUNT	087744	1	
23	BOLT, M10X35-8.8 HEX HEAD FULL THREAD ZINC	F81003-17	2	
24	WASHER, 10.2 SPLIT LOCK ZINC	F81055-2	2	

¹ Used only from the flanged side of the roller

2.4 Blade Guide Mount Block (LT40 Wide)

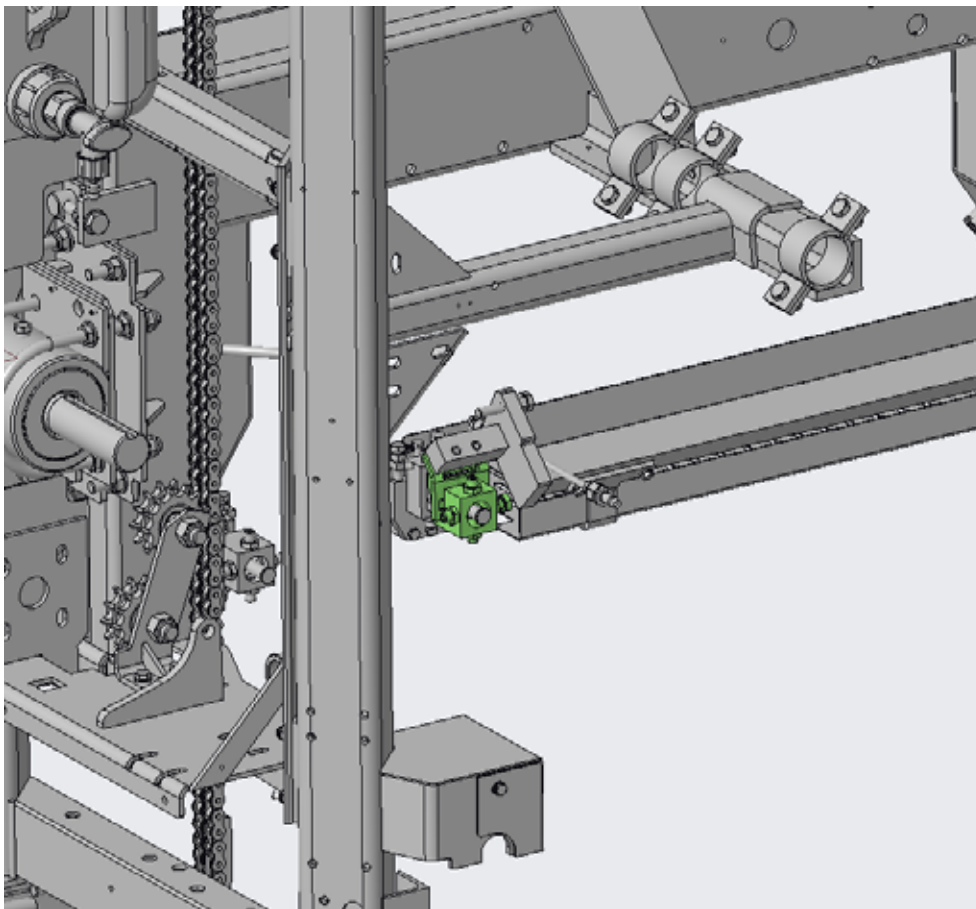
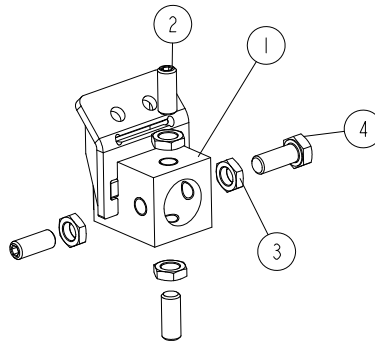
544238_001
 544238_MANUAL



REF.	DESCRIPTION (◆ Indicates Parts Available In Assemblies Only)	PART#	QTY
-	BLOCK, BLADE GUIDE MOUNT - COMPLETE	544238	1
1	BLOCK WELDMENT, BLADE GUIDE MOUNT	087744-1	1
2	NUT, M10X1-04-ST-A2E ISO8675 THIN	F81033-10	4
3	BOLT, M10X1X25 DIN 933 STAINLESS STEEL	F81003-28	1
4	SCREW, M10X1X25 DIN 913 STAINLESS STEEL SET	F81015-4	3

2.5 Blade Guide Mount Block (LT40 Wide)

544242_001
 544242_MANUAL

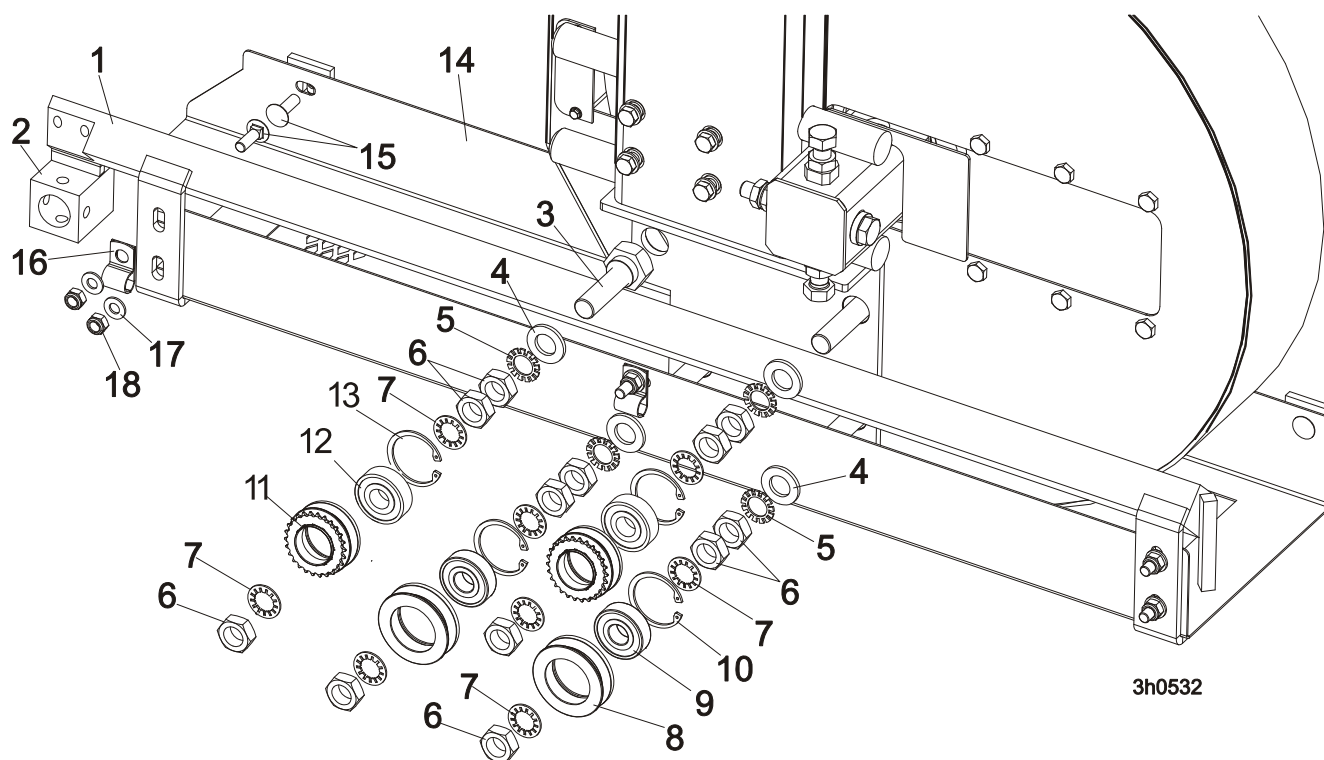


REF.	DESCRIPTION (* indicates parts available in assemblies only)	PART #	QTY
1	BLOCK WELDMENT, LEFT BLADE GUIDE MOUNT - COMPLETE	514887-1	1
2	SCREW, M10X1X25 DIN 913 STAINLESS STEEL SET	F81015-4	3
3	NUT, M10X1-04-ST-A2E ISO8675 THIN	F81033-10	4
4	BOLT, M10X1X25 DIN 933 STAINLESS STEEL	F81003-28	1

2 Blade Guide Rollers & Arm

Blade Guide Arm & Rollers

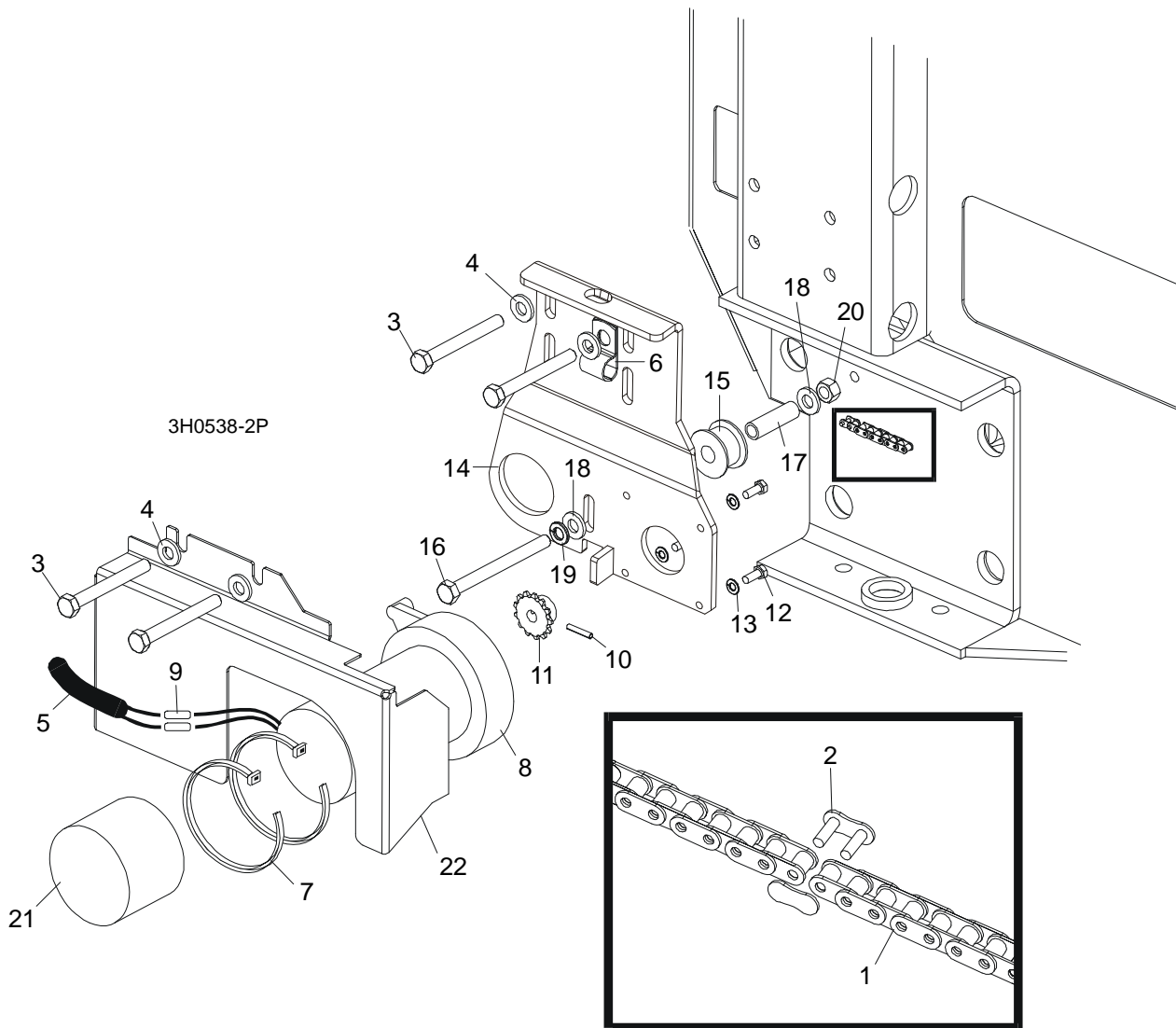
2.6 Blade Guide Arm & Rollers



REF.	DESCRIPTION (◆ Indicates Parts Available In Assemblies Only)	PART #	QTY	
1	BLADE GUIDE ARM WELDMENT	505934-1	1	
2	BLOCK WELDMENT, PAINTED BLADE GUIDE MOUNT	514887-1	1	
3	BOLT, BLADE GUIDE ARM ROLLER CAM	086508-1	4	
	BOLT, BLADE GUIDE ARM ROLLER CAM /HARDWOODS	505113-1 ¹	1	
4	WASHER, 17 FLAT ZINC	F81058-1	4	
5	WASHER, 5/8" EXTERNAL STAR	F05011-26	4	
6	NUT, 5/8-18 HEX JAM	F05010-11	12	
7	WASHER, 5/8" INTERNAL STAR	F05011-25	8	
	ROLLER ASSEMBLY, BLADE GUIDE ARM WITH BEARING	093855	2	
8	Roller, Blade Guide Arm V-Groove	093856-1	1	◆
9	Bearing, 6203-2RSP6-5/8 CX	095087	1	
10	Ring, W40 Inside Retaining	F81090-3	1	
	ROLLER ASSEMBLY, BLADE GUIDE ARM WITH BEARING AND SPROCKET	501496	2	
11	Roller, Blade Guide Arm w/Sprocket	501495-1	1	◆
12	Bearing, 6203-2RSP6-5/8 CX	095087	1	
13	Ring, W40 Inside Retaining	F81090-3	1	◆
14	GUIDE, BLADE	087042-1	1	
15	BOLT, M8x20-8.8 CARRIAGE HEAD ZINC	F81002-11	7	
16	CLAMP, 1/2EMT COATED	P07584	2	
17	WASHER, 8.4 FLAT ZINC	F81054-1	7	
18	NUT, M8-8-B HEX NYLON ZINC LOCK	F81032-2	7	

¹ Mount instead of one 086508-1 bolt in LT40 saw head for hardwoods.

2.7 Blade Guide Arm Drive Assembly



REF.	DESCRIPTION (◆ Indicates Parts Available in Assemblies Only)	PART #	QTY
1	CHAIN, #25 X 20 1/4"	P09984	1
2	LINK, #25 MASTER	P09983	1
3	BOLT, 5/16-18 X 2 3/4" HEX HEAD GRADE 5	F05006-28	4
4	WASHER, 8.4 FLAT	F81054-1	4
5	TUBE, 3/8" X 1/2" NEOPRENE	R01897	0.75 m
6	CLAMP, 1/2" COATED EMT	P07584	2
7	WRAP, 1/4" X 6" TIE	F05089-1	2
	DRIVE ASSEMBLY, BLADE GUIDE ARM	091005	1
	Motor Assembly, Blade Guide Arm Replacement	A10365	1
8	Motor, Blade Guide Arm 53:1 Gear	079214	1
	Gear Kit, Motor Replacement (Current Application)	061232	1
	Brush Kit, Gear Motor Replacement (Current Application)	061234	1
	Shaft Kit, Gear Motor Replacement (Current Application)	061233	1

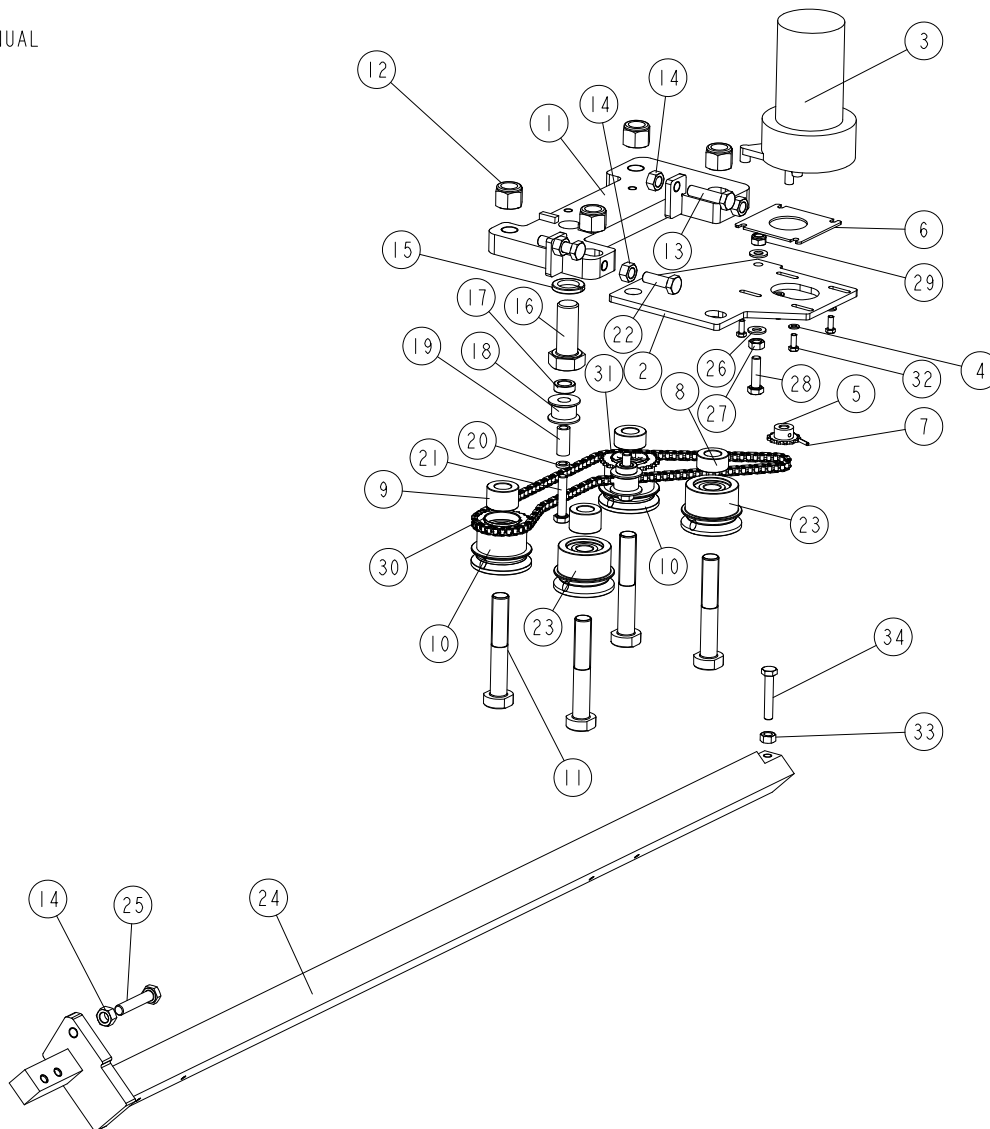
2 Blade Guide Rollers & Arm

Blade Guide Arm Drive Assembly

9	Connector, 14 Gauge Butt	F04875-1	2	
10	Pin, 1/8" X 3/4" Roll	F05012-6	1	
11	Sprocket, Gear Motor #25 14-Tooth	P09970	1	
12	Screw, #10-32 x 1/2" Hex Head	F05004-60	4	
13	Washer, 4.1 Split Lock	F81051-4	4	
	Instruction Sheet, Blade Guide Arm Motor	A10353-296	1	
14	Bracket, Blade Guide Arm Motor Mount	087994-1	1	
15	Roller, Blade Guide Arm Chain Idler	516193	1	
16	Bolt, 5/16-18 X 3 1/2" Hex Head Full Thread	F05006-3	1	
17	Bushing, 12/8-38 Zinc	516239-1	1	
18	Washer, 8.4 Flat Zinc	F81054-1	2	
19	Washer, 8.4 Split Lock	F05011-13	1	
20	Washer, 8.2 Split Lock Zinc	F81054-4	1	
21	Boot, Gear Motor Weather	023720	1	
22	COVER, BLADE GUIDE ARM MOTOR	093460-1	1	

2.8 Drive Assembly, Blade Guide Arm (LT40 Wide)

540129_001
 540129_MANUAL



REF.	DESCRIPTION (* indicates parts available in assemblies only)	PART #	QTY
-	Drive Assembly, Blade Guide Arm	540129	1
1	PLATE, ARM DRIVE MOUNT	540124-1	1
2	PLATE, ARM MOTOR MOUNT	519341-1	1
3	MOTOR, CURRENT APP. 1/30HP 12VDC GEAR	079214	1
4	WASHER, 5.3 FLAT ZINC	F81052-1	4
5	SPROCKET, 25B13X.3130	P09970	1
6	PLATE, SPACER	519937-1	1
7	PIN, 3X14 GEOMET ROLL	F81044-4	1
8	BUSHING, SPACER	520284-1	2
9	BUSHING, SPACER	520285-1	2
10	ROLLER, COMPLETE DRIVE See Section 2.9	520282	2
11	PIN, MOUNT	519660-1	4
12	NUT, 5/8-18 NYLON ZINC LOCK	F05010-71	4
13	BOLT, M10X40-8.8 HEX HEAD FULL THREAD ZINC	F81003-16	2

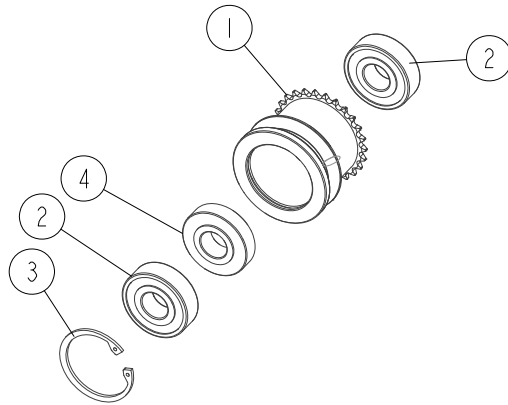
2

Blade Guide Rollers & Arm Drive Assembly, Blade Guide Arm (LT40 Wide)

REF.	DESCRIPTION (* indicates parts available in assemblies only)	PART #	QTY
14	NUT, M10 8 HEX ZINC	F81033-3	5
15	WASHER, 20.5 SPLIT LOCK ZINC	F81059-1	1
16	BOLT, M20X50-8.8-B HEX HEAD FULL THREAD ZINC	F81007-17	1
17	BUSHING, 12.5/20-7 ZINC-PLATED	101063-1	2
18	ROLLER, CHAIN TENSION	516193	2
19	BUSHING, SPACER	519345-1	2
20	WASHER, 8.2 SPLIT LOCK ZINC	F81054-4	2
21	BOLT, M8X40-8.8 HEX HEAD FULL THREAD ZINC	F81002-15	2
22	SCREW, DIN933-M10X30-8.8-A2E HEX CAP FULL THREAD	F81003-111	2
23	ROLLER, IDLER See Section 2.8	520839	2
24	ARM, BLADE GUIDE	540126-1	1
25	BOLT, M10X50-8.8 HEX HEAD FULL THREAD ZINC	F81003-4	1
26	WASHER, 8.4 FLAT ZINC	F81054-1	2
27	NUT, M8 DIN 934 A2-70 STAINLESS STEEL	F81032-7	1
28	BOLT, M8X30 8.8 HEX HEAD FULL THREAD ZINC	F81002-7	1
29	NUT, M8-8-B HEX NYLON ZINC LOCK	F81032-2	1
-	CHAIN, DRIVE	519358	1
30	LINK, 25 MASTER	P09983	1
31	CHAIN, NO.#25X125-LINK	521494	1
32	BOLT, #10-32X1/2 HEX HEAD	F05004-60	4
33	NUT, M8-8-B HEX ZINC	F81032-1	1
34	BOLT, M8X45-8.8 HEX HEAD FULL THREAD ZINC	F81002-14	1

2.9 Drive Roller, Blade Guide Arm

520282_001
 520282_MANUAL



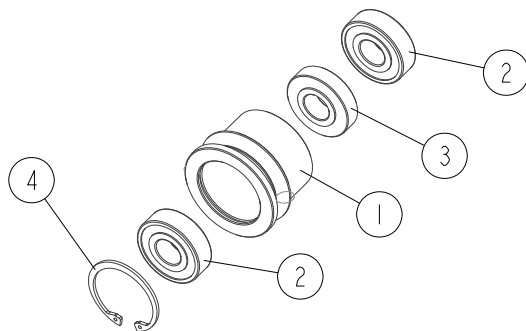
REF.	DESCRIPTION (* indicates parts available in assemblies only)	PART #	QTY	
-	ROLLER, COMPLETE DRIVE	520282	1	
1	ROLLER, W/SPROCKET	520281-1	1	
2	BEARING, 6203 2RSP6- 5/8 CX	095087	2	
3	RING, W40 INSIDE RETAINING	F81090-3	1	
4	BUSHING, SPACER	520283-1	1	

2 Blade Guide Rollers & Arm

Idler Roller, Blade Guide Arm

2.10 Idler Roller, Blade Guide Arm

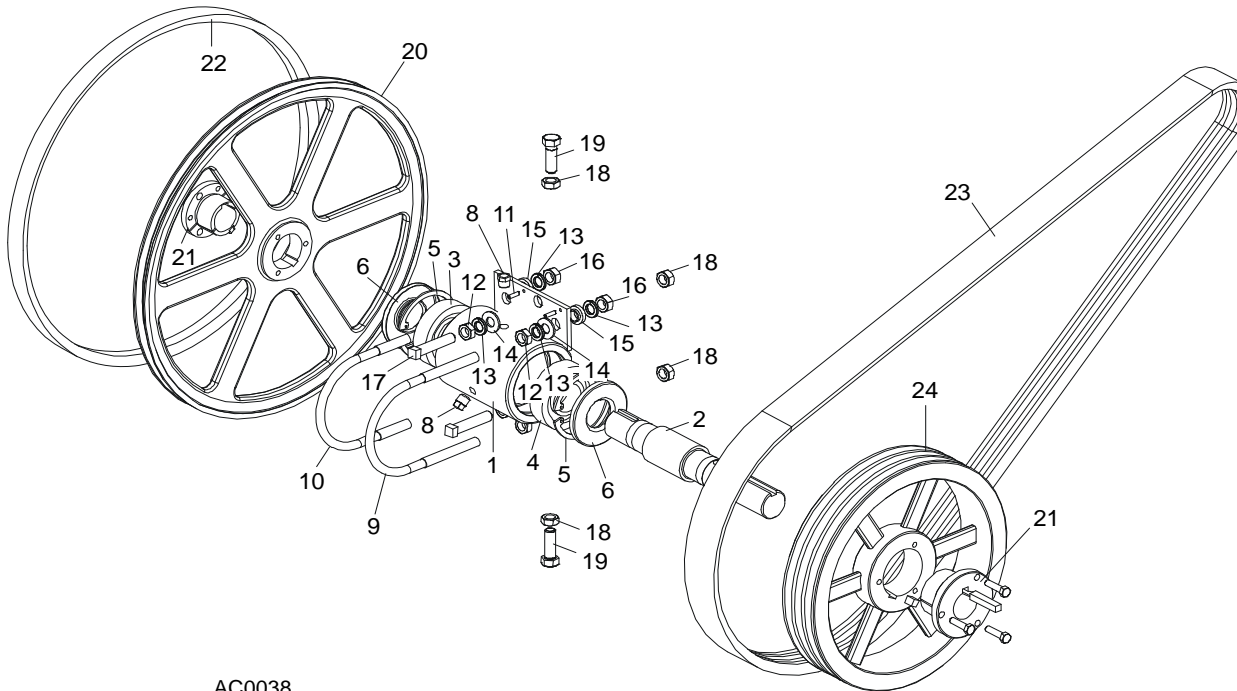
520839_001
520839_MANUAL



REF.	DESCRIPTION (* indicates parts available in assemblies only)	PART #	QTY	
-	ROLLER, IDLER	520839	1	
1	ROLLER, IDLER	520829-1	1	
2	BEARING, 6203 2RSP6- 5/8 CX	095087	2	
3	BUSHING, SPACER	520283-1	1	
4	RING, W40 INSIDE RETAINING	F81090-3	1	

SECTION 3 BLADE WHEELS & TENSIONER

3.1 Blade Drive Assembly, LT40 Series AH



AC0038

REF.	DESCRIPTION (◆ Indicates Parts Available In Assemblies Only)	PART #	QTY
	BEARING ASSEMBLY, BLADE WHEEL DRIVE	086291	1
1	Housing, Blade Wheel Drive Bearing	086293	1
2	Shaft, Blade Wheel Drive	086292	1
3	Bearing, Blade Wheel Drive NJ308	085939	1
4	Bearing, Blade Wheel Drive #6308	085940	1
5	Ring, 90mm Interior Retaining #117	F04254-17	2
6	Seal, Drive Bearing #CR15890	P10206	2
7	Plug, 1/4" NPT Square Head	P05498	1
8	Plug, 1/4" NPT Vented	P12868	1
9	Bolt, 1/2-13 Long U	S10207-1P	1
10	Bolt, 1/2-13 Short U	S10207-2P	1
11	Pin, 3/16" X 5/8" Roll	F05012-22	2
12	Nut, 1/2-20 Hex Jam	F05010-16	4
13	Washer, 12.2 Split Lock	F81056-2	8
14	Washer, 13 Flat Zinc	F81056-1	4
15	Spacer, .510" x .937" x .34"	S04253	4
16	Nut, 1/2-13 Hex	F05010-35	4
17	Screw, 1/2-20 x 2 1/2" Square Head Full Thread Set	F05008-110	2
18	Nut, M12-8 Hex Nylon Lock	F81034-2	4
19	Bolt, 1/2-20 x 1 1/2" Hex Head Grade 5	F05008-53	2
	Decal, Bearing End-Play	S12750	1

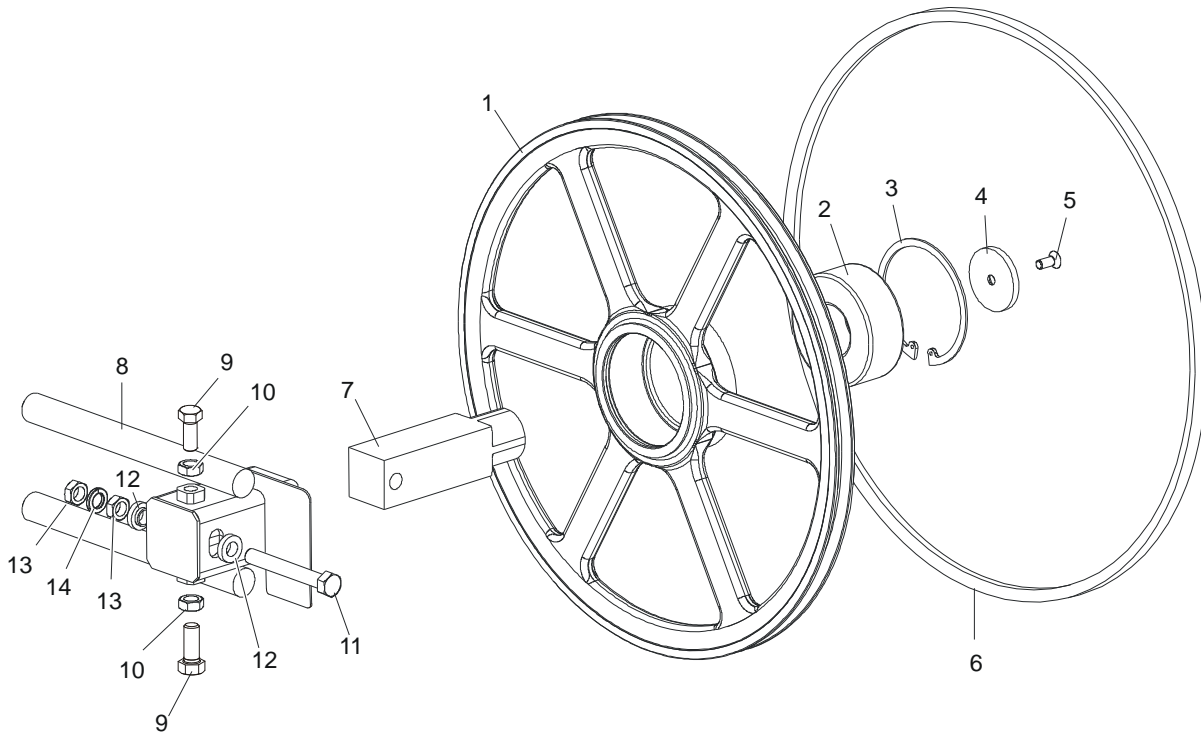
3

Blade Wheels & Tensioner

Blade Drive Assembly, LT40 Series AH

	Instruction Sheet, Bearing Retrofit	K10200-275	1	
	WHEEL KIT, DRIVE SIDE BLADE	014562	1	
20	Wheel, Drive Side Blade	016284	1	
21	Bushing, Modified 1 9/16" P1	087214	1	
	Instruction Sheet, Drive Side Blade Wheel Replacement	K12987-488	1	
22	BELT, BLADE WHEEL B57	P04185-2	1	
23	BELT, 3BX73 DRIVE (EA20, EA25)	091548	1	
24	PULLEY, 3B124 SK SPECIAL (EA20, EA25)	087203-1	1	

3.2 Idle Blade Wheel Assembly



SM0241C

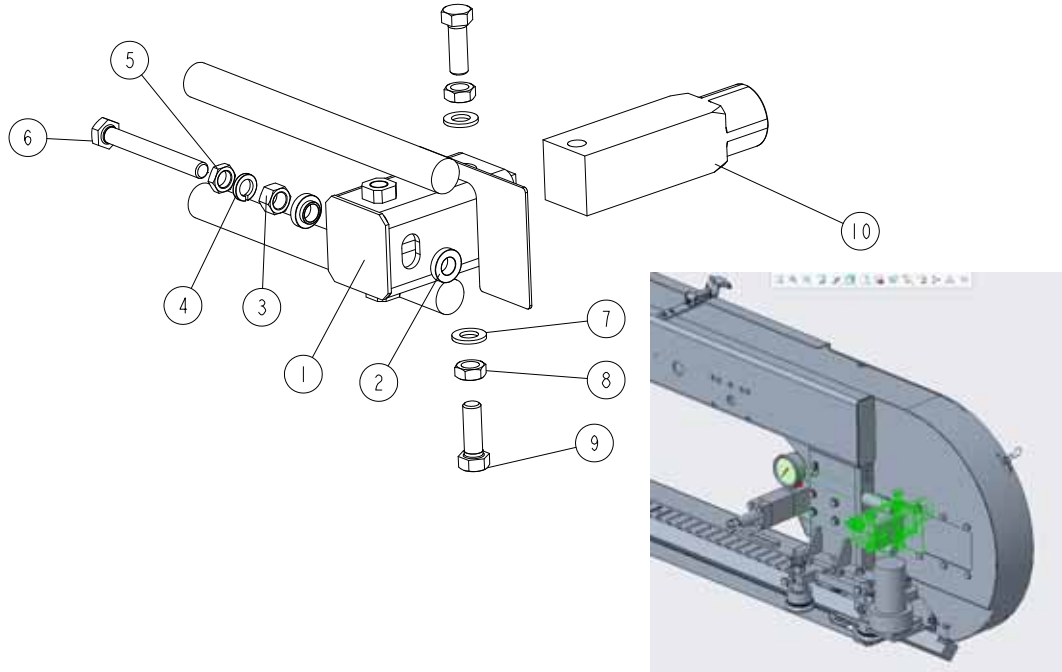
REF.	DESCRIPTION (◆ Indicates Parts Available In Assemblies Only)	PART #	QTY	
	WHEEL ASSEMBLY, IDLE SIDE BLADE	016120	1	
1	Wheel, Idle Side Blade	016013	1	◆
2	Bearing, Idle Side Blade Wheel 3309 B.2RSR TVH FAQ	086428	1	
3	Ring, 100mm Internal Retaining Beveled	F04254-28	1	
4	RETAINER, ZINC	095929-1	1	
5	SCREW, M10x25 -10.9- Fe/Zn5 DIN 7991	F81003-82	1	
6	BELT, B57 BLADE WHEEL	P04185-2	1	
7	SHAFT, IDLE BLADE WHEEL	095732	1	
8	HOUSING, IDLE BLADE WHEEL SHAFT	016103	1	
9	BOLT, 1/2-20 X 1 1/2" HEX HEAD GRADE 5	F05008-53	2	
10	NUT, 1/2-20 HEX JAM	F05010-16	2	
11	BOLT, M12x1.25x100-8.8 HEX HEAD FULL THREAD ZINC	F81004-41	1	
12	SPACER, 1/2" I.D. FLANGED	086769-1	2	
13	NUT, M12x1.25 8.8 THIN ZINC	F81034-5	2	
14	WASHER, Z12.2 SPLIT LOCK ZINC	F81056-2	1	

3

Blade Wheels & Tensioner Blade Tensioner Guide Arms (LT40 Wide)

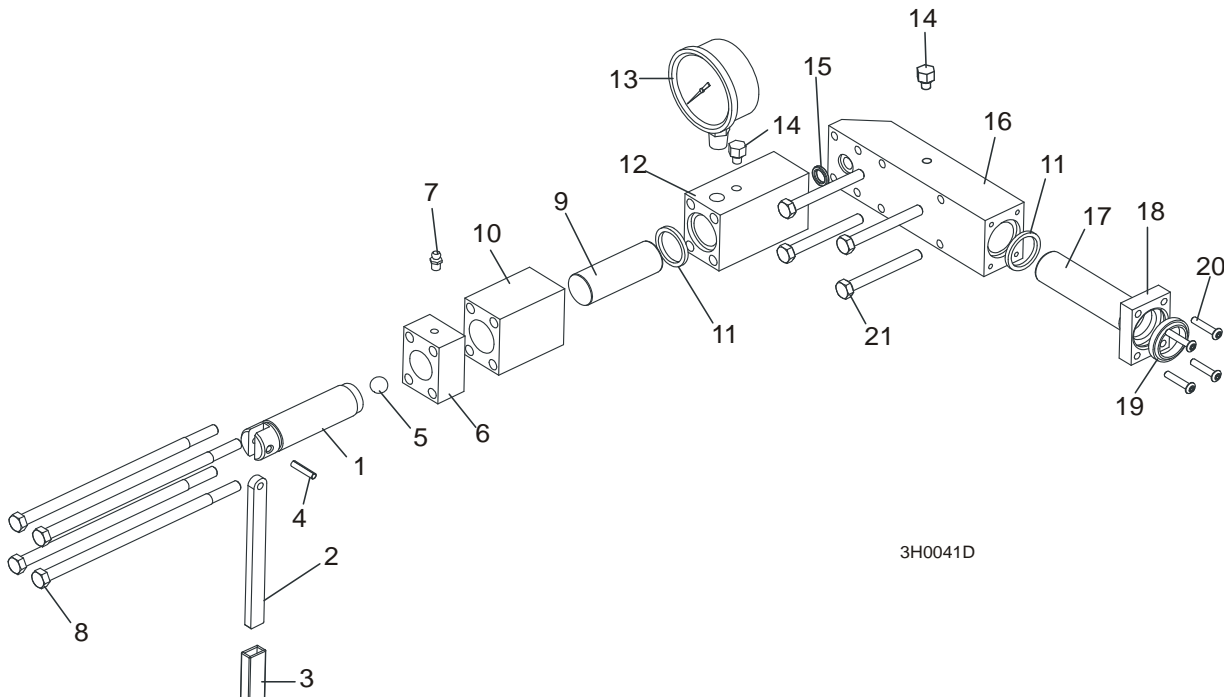
3.3 Blade Tensioner Guide Arms (LT40 Wide)

544239_001
544239_MANUAL



REF.	DESCRIPTION (* indicates parts available in assemblies only)	PART #	QTY
-	ARM ASSEMBLY, BLADE TENSIONER GUIDE	544239	1
1	ARM WELDMENT, BLADE TENSIONER GUIDE W/GUARD	087665-1	1
2	BUSHING, 12.8/23.8-8.6 16-3.3 ZINC-PLATED	086769-1	2
3	NUT, M12X1.25 - 8 - B HEX ZINC	F81034-8	1
4	WASHER, Z12.2 SPLIT LOCK ZINC	F81056-2	1
5	NUT, M12X1.25-8 THIN ZINC	F81034-5	1
6	BOLT, M12X1.25X100-8.8 HEX HEAD FULL THREAD ZINC	F81004-41	1
7	WASHER, 13 FLAT ZINC	F81056-1	2
8	NUT, 1/2-20 HEX JAM	F05010-16	2
9	BOLT, 1/2-20X1 1/2 HEX HEAD	F05008-53	2
10	SHAFT, IDLE SIDE BLADE WHEEL	095732	1

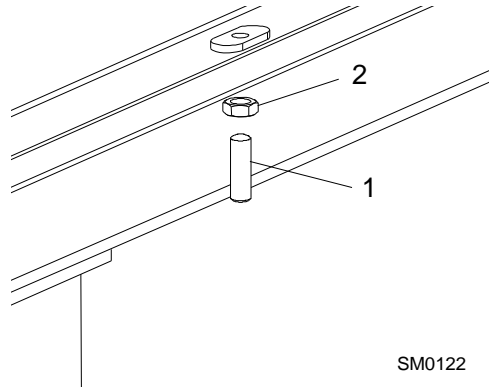
3.4 Hydraulic Blade Tensioner Assembly



REF.	DESCRIPTION (◆ Indicates Parts Available In Assemblies Only)	PART #	QTY	
	HYDRAULIC BLADE TENSIONER ASSEMBLY	532054	1	
	Handle Assembly, Hydraulic Blade Tensioner Screw	A12294	1	
1	Screw, Hydraulic Blade Tensioner	S10056	1	
2	Handle, Hydraulic Tensioner Screw	095930-1	1	
3	Sleeve, Plastic Handle	P08072	1	
4	Pin, 3/16" x 7/8" Roll	F05012-19	1	
5	Ball, 1/2" Steel	P02720	1	
6	Block, Threaded Tensioner End	S10062	1	
7	Fitting, 1/4-28 Grease	P05060	1	
	Instruction Sheet, Tensioner Screw	A12294-518	1	
8	Bolt, 5/16-18 X 7 1/2" Hex Head Grade 5	F05006-43	4	
9	Piston, Hydraulic Tensioner Front 2 3/4" Long	S10060	1	
10	Block, Piston Guide	S10061	1	
11	Seal, 1" Diameter	P10051	2	
12	Block, Hydraulic Tensioner Gauge Mounting	S10140	1	
13	Gauge, 3000 PSI	090552	1	
14	Plug, Hydraulic Tensioner Fill	P10065	1	
15	Ring, 5/8" X 3/32" Square "O"	P10377	1	
16	Block, Rear Tensioner Piston	S10142	1	
17	Piston, Hydraulic Tensioner Rear 3 5/8" Long	S10059	1	
18	Block, Rear Piston End	S10089	1	
19	Wiper, 1" Diameter	P10053	1	
20	Bolt, #10-24 X 1" Socket Button Head	F05004-43	4	
21	Bolt, 5/16-18 X 2 3/4" Hex Head Grade 5	F05006-28	4	
	Instruction Sheet, Hydraulic Tensioner Installation	A10136-272	1	

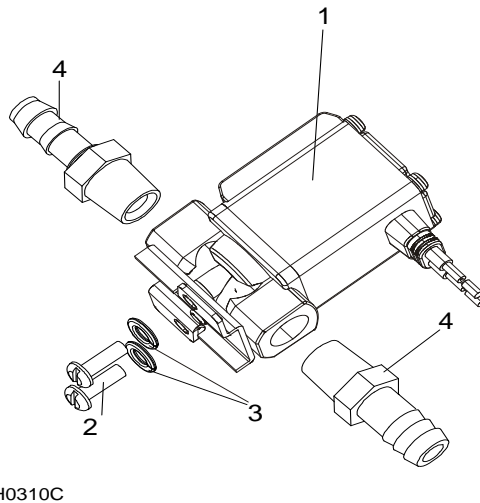
SECTION 4 SAW HEAD

4.1 Middle Throat Screw



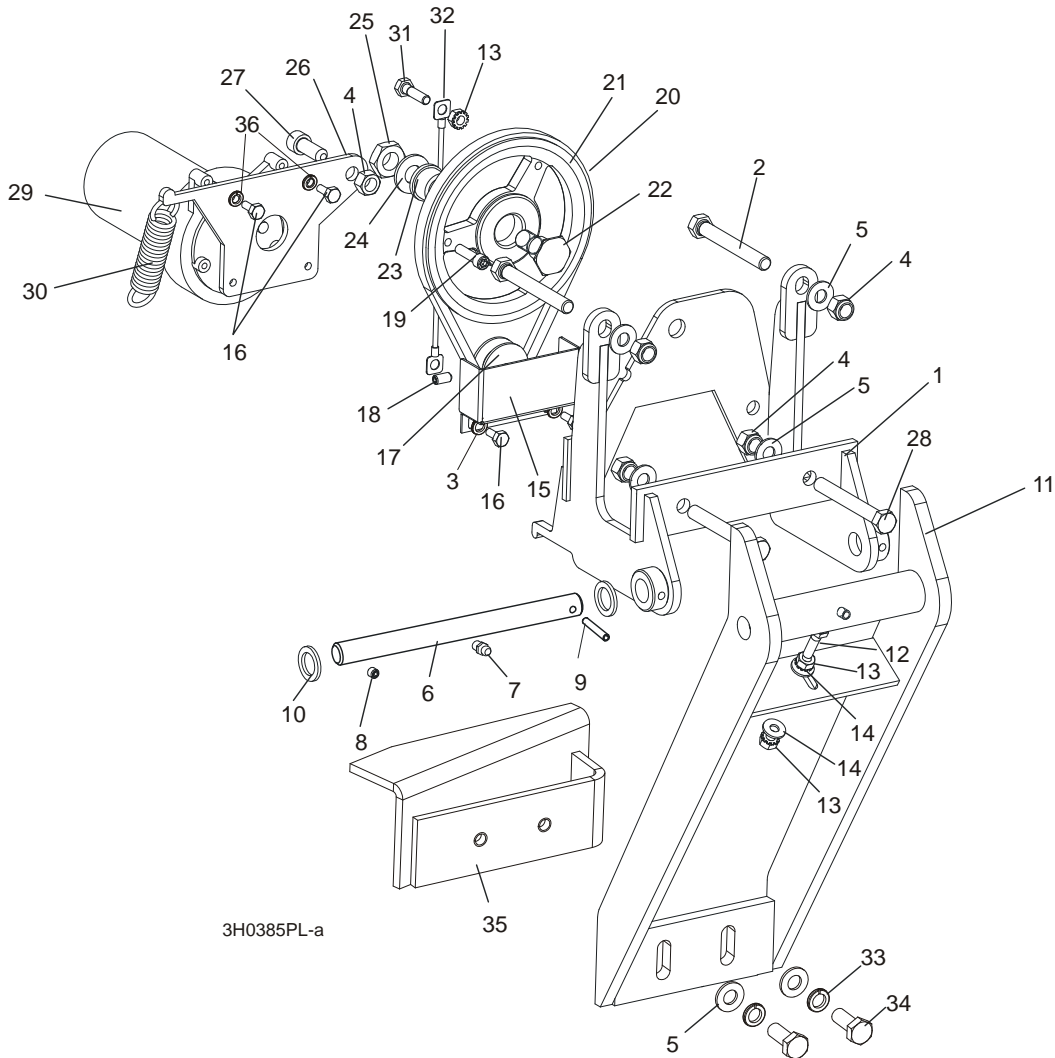
REF.	DESCRIPTION (◆ Indicates Parts Available In Assemblies Only)	PART #	QTY	
1	SCREW, 3/8-16 X 1 1/4" OVAL POINT SOCKET SET	F05007-18	1	
2	NUT, 3/8-16 HEX JAM	F05010-29	1	

4.2 Water Lube Solenoid Valve (not available in EC version)



REF.	DESCRIPTION (◆ Indicates Parts Available In Assemblies Only)	PART #	QTY	
1	VALVE, WATER LUBE SOLENOID	509113	1	
2	SCREW, M4X12 PHILIPS PH DIN 7985 MACHINE	F05004-74	2	
3	WASHER, 4MM SPLIT LOCK	F05011-57	2	
4	FITTING, 1/4" MALE NPT 3/8" HOSE BARB	P04682	2	

4.3 Board Return Assembly



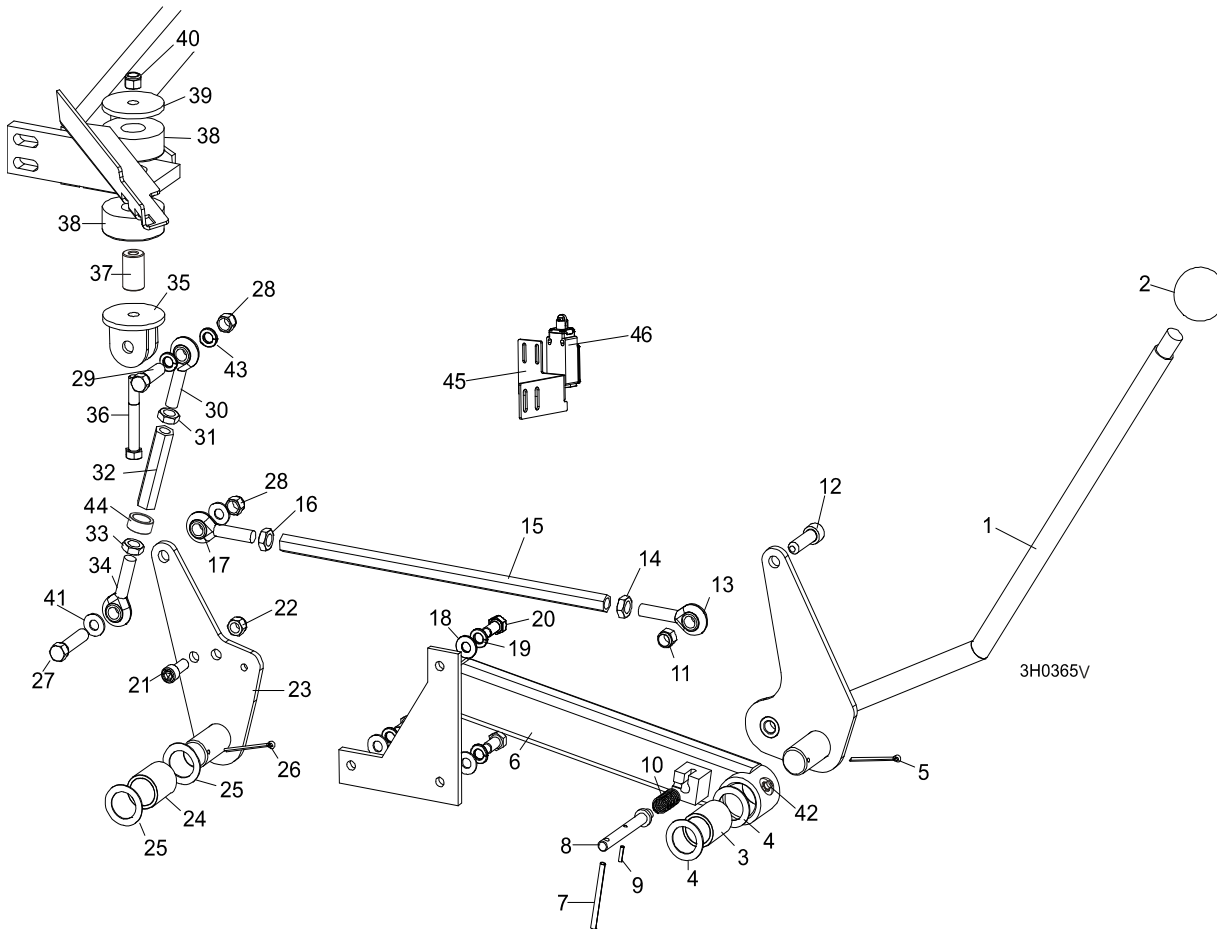
REF.	DESCRIPTION (◆ Indicates Parts Available in Assemblies Only)	PART #	QTY
	RETURN ASSEMBLY, BOARD	087839	1
1	Mount Weldment, Board Return	087788-1	1
2	Screw, M10x70-8.8 Hex Socket Head Cap Zinc	F81003-60	2
3	Washer, 5.3 Flat Zinc	F81052-1	2
4	Nut, M10-8-B Nylon Hex Zinc Lock	F81033-1	5
5	Washer, 10.5 Flat	F81055-1	6
6	Pin Kit, Board Return Replacement Pivot	087837	1
7	Fitting, M6 Grease	086280	1
8	Screw, M6 X 8 Black Oxide Socket Head Set Cup Point	F81013-1	1
9	Pin, 5 X 30 Roll	F81044-21	1
10	Washer, 5/8" x 15/16" x .094 Nylon	F05011-19	2
11	Arm Weldment, Board Return	087838-1	1
12	Screw, 1/4-20 x 3/4" Full Thread Hex Head Cap	F05005-101	1
13	Nut, 1/4-20 Self-Locking	F05010-9	3

4

Saw Head**Board Return Assembly**

14	Washer, 7.4 Flat	F81056-11	2	
15	Guard, Board Return Belt	087985-1	1	
16	Screw, 10-32 x 1/2" Hex Head Machine	F05004-60	4	
17	Sheave, 1.42 x .32	015074	1	
18	Screw, 1/4-20 Socket Head Set Cup Point Nylon	F05005-55	1	
19	Screw, 1/4-20 x 1" Socket Head Cap	F05005-89	1	
20	Belt, 3L190	015477	1	
21	Sheave, OK50 x 1/2" Modified	015224	1	
22	Bolt, Idler Pulley Pivot	015221	1	
23	Bushing, 5/8" x 7/8" x 1/2" Bronze	P05135	1	
24	Washer, 13 Flat	F81056-1	1	
25	Nut, 1/2-20 Jam Nylon Lock	F05010-79	1	
26	Plate, Motor Pivot	087871	1	
27	Screw, M10 x 25-8.8 Black Oxide Socket Head Cap	F81003-32	1	
28	Bolt, M10x75-8.8 Hex Head Zinc	F81003-15	2	
29	Motor, Current Applications 1/30HP 12VDC Gear	079214	1	
30	Spring, 3/4" x 2 7/8" x 12 Gauge	015479	1	
31	Bolt, 1/4-20 x 1" Hex Head Grade 5	F05005-101	1	
32	Cable, Board Return	016090	1	
33	Washer, 10.2 Split Lock	F81055-2	2	
34	Bolt, 3/8-16 x 3/4" Hex Head	F81003-1	2	
35	Angle, Board Return	087835-1	1	
36	Washer, 5.1 Split Lock Zinc	F81052-2	2	

4.4 Clutch Lever Assembly (Optional Equipment)



REF.	DESCRIPTION (◆ Indicates Parts Available In Assemblies Only)	PART #	QTY	
	HANDLE ASSEMBLY, EXTENDED CLUTCH/BRAKE	086242	1	
1	Lever, Clutch/Brake	086339-1	1	◆
2	Knob, Plastic Round	086337	1	
3	Bushing, Clutch/Brake Pivot	P05041	1	
4	Washer, Clutch/Brake Pivot	087051-1	2	
5	Pin, 1/8" X 1 3/4" Cotter	F05012-43	1	
6	Extension Weldment, Clutch Handle	086244-1	1	
7	Pin, 3/16 x 2 1/2" Roll	F05012-27	1	
8	Pin, Clutch Detent	086243 ¹	1	◆
9	Pin, 1/8" x 3/4" Roll	F05012-6	1	
10	Spring, .58" OD x 1 1/8"	021243	1	
11	Nut ,M10-8-B Nylon Hex Zinc Lock	F81033-1	1	
12	Screw, M10x35 8.8 Hex Socket Head Cap Zinc	F81003-56	1	
13	Rod End, S10	094236	1	
14	Nut, M10 LH DIN 439 Thin Left	F81033-21	1	
15	Turnbuckle	518342-1	1	
16	Nut, 10mm x 1.25 Nylon	F81033-6	1	
17	End, Sal10 Rod Thread	096431	1	
18	WASHER, 8.4 SAE FLAT	F81054-1	3	

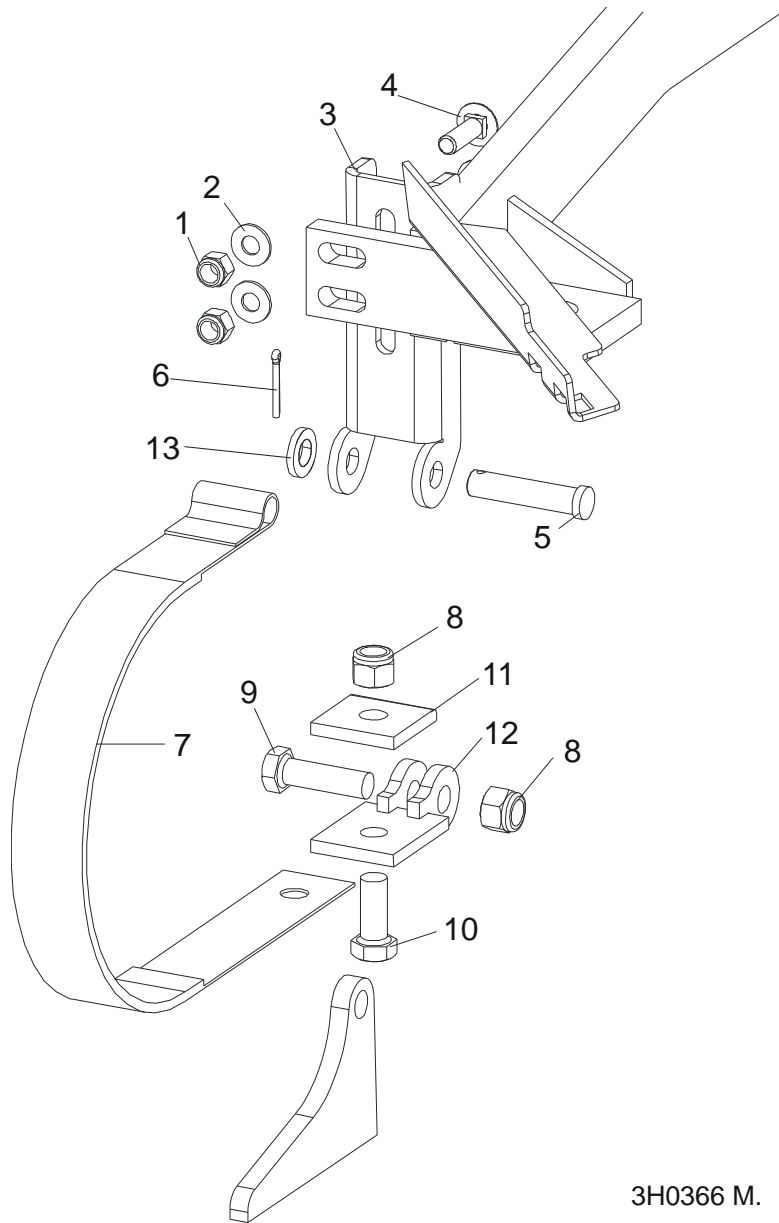
4

Saw Head*Clutch Lever Assembly (Optional Equipment)*

19	WASHER, 8.2 SPLIT LOCK	F81054-4	3	
20	BOLT, M8X20-8.8-B HEX HEAD	F81002-4	3	
21	BOLT, M10 X 25 SOCKET HEAD	F81003-32	1	
22	NUT, M10-8-B HEX NYLON LOCK	F81033-1	1	
23	PLATE WELDMENT, CLUTCH PIVOT	087086-1	1	
24	BUSHING, CLUTCH/BRAKE PIVOT	095349	1	
25	WASHER, CLUTCH/BRAKE PIVOT	087051-1	2	
26	PIN, 1/8" X 1 3/4" COTTER	F05012-43	1	
27	BOLT, M10X50-8.8 HEX HEAD FULL THREAD ZINC	F81003-4	1	
28	NUT, M10-8-B NYLON HEX ZINC LOCK	f81033-1	2	
29	BOLT, M10X45-8.8 HEX HEAD FULL THREAD ZINC	F81003-3	1	
	TURNBUCKLE ASSEMBLY, CLUTCH/BRAKE LEVER	518339	1	
30	End, SAL10 Rod Thread	096431	1	
31	Nut, M10-04-W Thin Zinc	F81033-6	1	
32	Turnbuckle	518243-1	1	
33	Nut, M10 LH DIN 439 Thin Left	F81033-21	1	
34	Rod End, SA10	094236	1	
35	BRACKET, CLUTCH MOUNT	W12411-1	1	
36	BOLT, M10X70-8.8 HEX HEAD ZINC	F81003-20	1	
37	SPACER, MOTOR MOUNT VIBRATION BUSHING	506712	1	
38	BUSHING, MOTOR MOUNT VIBRATION	P05032	2	
39	WASHER, 3/8" I.D. X 2 1/4" O.D. X 3/16" THICK	S12412-0	1	
40	NUT, 3/8-16 NYLON LOCK	F05010-10	1	
41	WASHER, 10.5 FLAT ZINC	F81055-1	2	
42	FITTING, M6 GREASE	086280	1	
43	WASHER, 10.2 SPLIT LOCK ZINC	F81055-2	2	
44	BUSHING 16/22-10 ZINC (only with KOHLER G38 engines)	546569-1	1	

¹ Detent pin removed. Detent pin should be removed from previous revision mills to prevent possible injury caused by unintended use of the detent pin (such as using the pin to enable the blade to be spun by hand during blade tracking). See bulletin #970053LR for pin removal instructions.

4.5 Brake Assembly



3H0366 M.

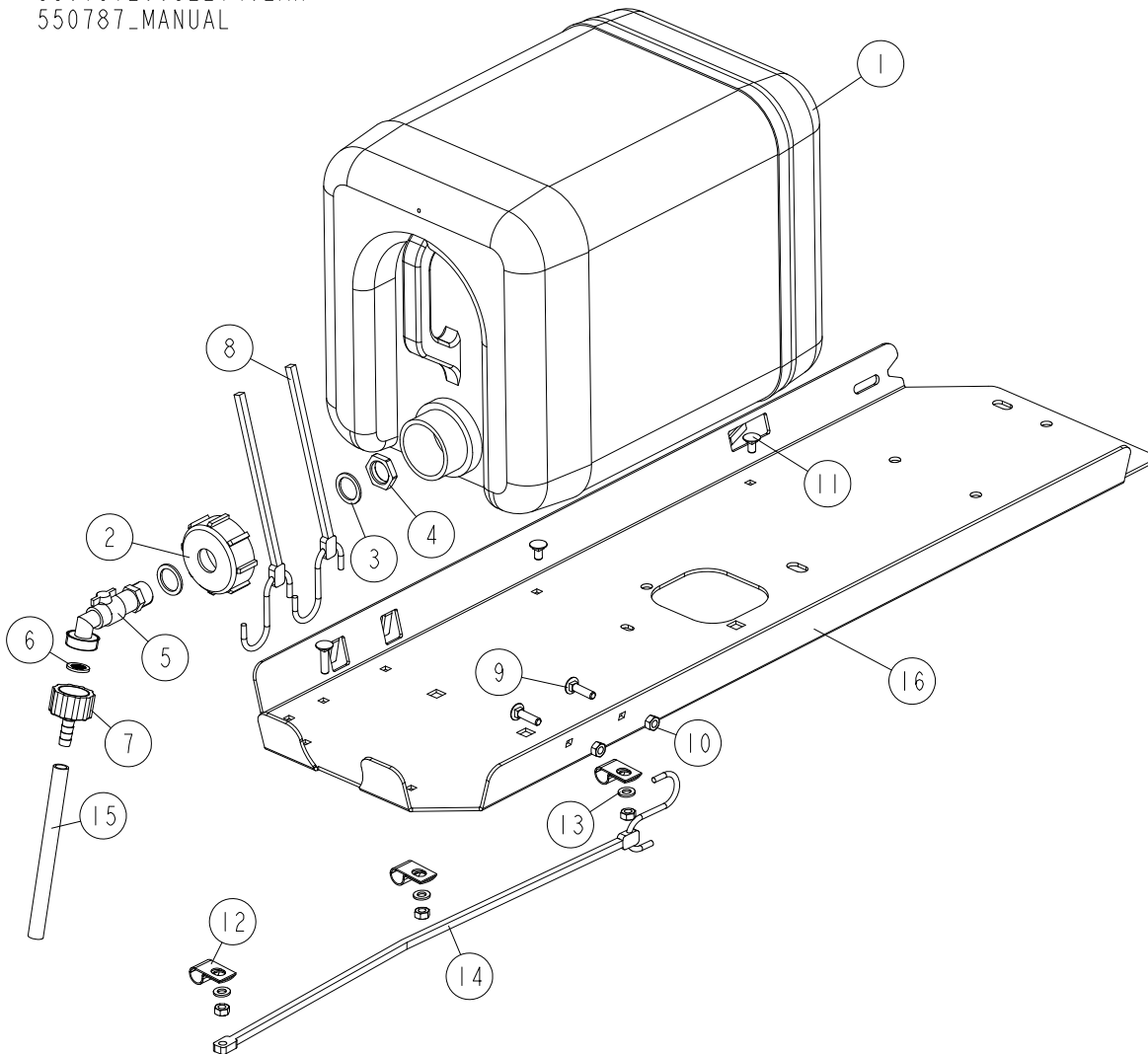
REF.	DESCRIPTION (◆ Indicates Parts Available In Assemblies Only)	PART #	QTY
	STRAP RETROFIT, SUPER BRAKE	014441	1
1	Nut, 3/8-16 Nylon Lock	F05010-10	2
2	Washer, 10.5 Flat	F81055-1	2
3	Bracket, Upper Super Brake Strap Mount	014395	1
4	Bolt, 3/8-16 x 1 1/4" Carriage Head Grade 5	F05007-127	2
5	Pin, 1/2" x 2 1/4" Clevis	F05012-81	1
6	Pin, 1/8" x 1" Cotter	F05012-1	1
7	Strap, Upper Pivot Metal Brake	014391	1
8	Nut, M12-8-B Nylon Lock	F81034-2	2
9	Bolt, M12 x 40-8.8 Hex Head	F81004-4	1
10	Bolt, M12 x 30-8.8 Hex Head	F81004-22	1

4**Saw Head***Brake Assembly*

11	Plate, Brake Strap Clamp	S04195-1	1	
12	Bracket, Lower Super Brake Strap Mount	014392	1	
13	Washer, 13 Flat Zinc	F81056-1	1	

4.6 Water Lube Assembly

550787_005_LT40_AH
550787_MANUAL

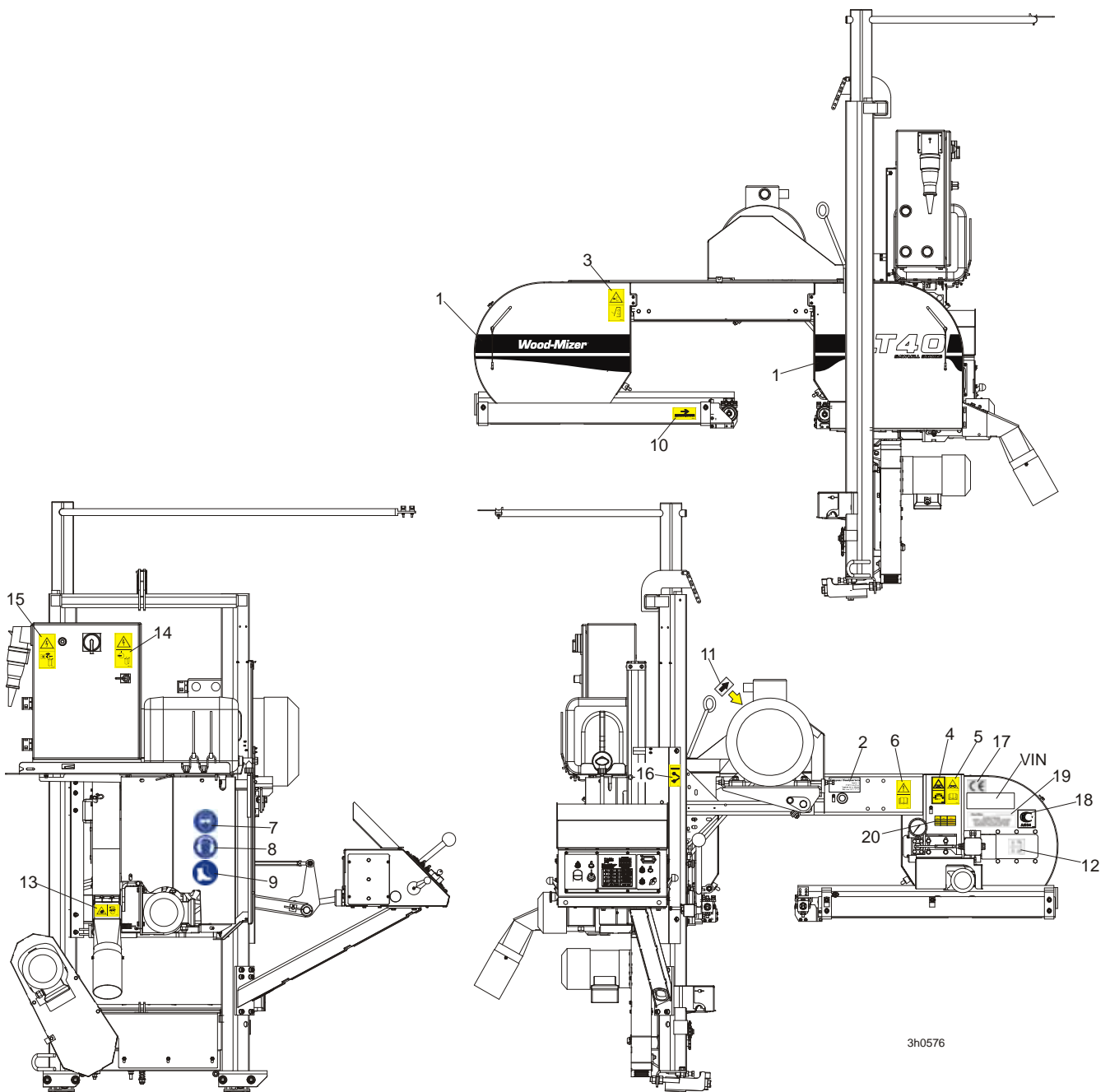


REF	DESCRIPTION (u indicates parts available in assemblies only)	PART #	QTY
-	TANK, OIL	550787	1
1	BOTTLE, WATER	513866	1
2	NUT, BOTTLE	550785	1
3	SEAL, 27X20X1.5 ESSENTA 467673 RUBBER	550780	2
4	NUT, 1/2 ESSENTA 467615 GLAND	550779	1
5	FITTING, WATER LUBE SHUTOFF VALVE	550776	1
6	FILTER, WATER LUBE	550778	1
7	FITTING, G3/4" X 10MM HOSE BARB	550777	1
8	STRAP, 20" RUBBER W/HOOK	P11668	2
9	BOLT, 1/4-20 X 1" CARRIAGE HEAD	F05005-34	3
10	NUT, 1/4-20 LOCK	F05010-21	5
11	BOLT, 1/4-20 X 1/2" CARRIAGE HEAD	F05005-33	2
12	CLAMP, 1/2" EMT COATED	P07584	3
13	WASHER, 7.4 FLAT	F81056-11	3

4**Saw Head***Water Lube Assembly*

REF	DESCRIPTION (u indicates parts available in assemblies only)	PART #	QTY	
14	STRAP, 15 RUBBER W/S HOOKS	P07461	1	
15	TUBING, WATER LUBE 3/8" I.D.	R01885	1	
16	TRAY, ELECTRIC BOX/WATER BOTTLE	086528-1	1	

4.7 LT40AC Saw Head Decals



3h0576

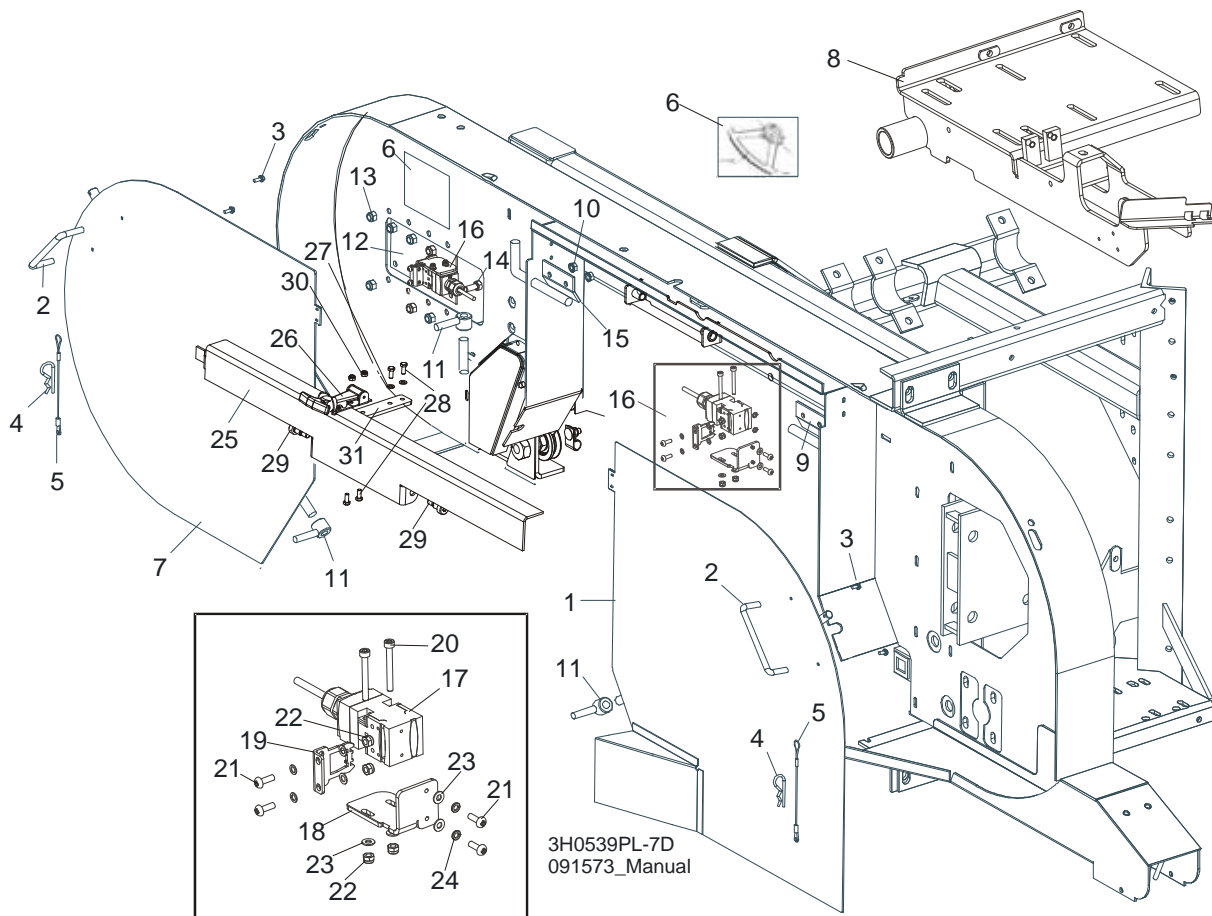
REF.	DESCRIPTION (◆ Indicates Parts Available In Assemblies Only)	PART #	QTY
1	DECAL, LT40 SERIES SAWMILL	092763	1
	PICTOGRAPHIC DECAL KIT, LT40AC	099516	1
2	DECAL, EUROPEAN HEADQUARTERS ADDRESS	015841	1
3	DECAL, SAWMILL COVERS CAUTION	099220	2
4	DECAL, BLADE TENSION (PICTOGRAM)	099219	1
5	DECAL, BLADE TENSION - INSTRUCTIONS (PICTOGRAM)	099223	1
6	DECAL, READ OPERATOR'S MANUAL (PICTOGRAM)	096317	1

4

Saw Head*LT40AC Saw Head Decals*

7	DECAL, EYE PROTECTION WARNING (PICTOGRAM)	S12004G	1	
8	DECAL, EAR PROTECTION WARNING (PICTOGRAM)	S12005G	1	
9	DECAL, USE SAFETY BOOTS (PICTOGRAM)	501465	1	
10	DECAL, BLADE MOVEMENT DIRECTION (PICTOGRAM)	096321	1	
11	DECAL, MOTOR ROTATION DIRECTION	S20097	1	
12	DECAL, BLADE ALIGNMENT	P11789	1	
13	DECAL, SAWDUST CHUTE WARNING (PICTOGRAM)	099222	1	
14	DECAL, HIGH VOLTAGE INSIDE THE ELECTRIC BOX (PICTOGRAM)	096316	2	
15	DECAL, "REMOVE THE PLUG BEFORE OPENING THE BOX" (PICTOGRAM)	096319	2	
16	DECAL, BLADE DRIVE WARNING (PICTOGRAM)	096315	1	
17	DECAL, CE CERTIFIED SAWMILL (SMALL)	P85070	2	
18	DECAL, RUSSIAN SAFETY CERTIFICATION	099401	1	
19	DECAL, INTERNATIONAL SAWMILL NAME	501466	1	
	DECAL, BLADE SETTING	P85066	1	
	DECAL, KEEP AWAY DANGER, PICTOGRAM	099221	1	
	DECAL, MAX. OIL PRESSURE, PICTOGRAM	099524	1	

4.8 Blade Housing Covers



REF.	DESCRIPTION (◆ Indicates Parts Available In Assemblies Only)	PART #	QTY	
	COVER ASSEMBLY, DRIVE SIDE BLADE HOUSING WITH HANDLE	087165	1	
1	Cover Weldment, Drive Side Blade Housing	087159-1	1	◆
2	Handle, Blade Housing Cover	P08065	1	
3	Screw, #8-32 x 3/8"	F05015-8	2	
	Pin Assembly, Cover Retainer	A11881	1	
4	Pin, Safety Retainer	N/A	1	
5	Cable, 3/64" x 6" Lanyard	N/A	1	
6	DECAL, BLADE SETTING	P85066	1	
	COVER, IDLE SIDE BLADE HOUSING WITH HANDLE	086431	1	
7	Cover, Idle Side Blade Housing	086430-1	1	◆
2	Handle, Blade Housing Cover	P08065	1	
3	Screw, #8-32 X 3/8" Self-Tapping	F05015-8	2	
	Pin Assembly, Cover Retainer	A11881	1	
4	Pin, Safety Retainer	N/A	1	
5	Cable, 3/64" x 6" Lanyard	N/A	1	
8	MOUNT WELDMENT, E15,E20,E25	087736-1 ¹	1	
9	HINGE, MIDDLE BLADE HOUSING COVER	S07522	1	
10	NUT, 1/4-20 SELF-LOCKING HEX	F05010-9	4	
11	NUT, COVER TURN	086365-1	2	

4

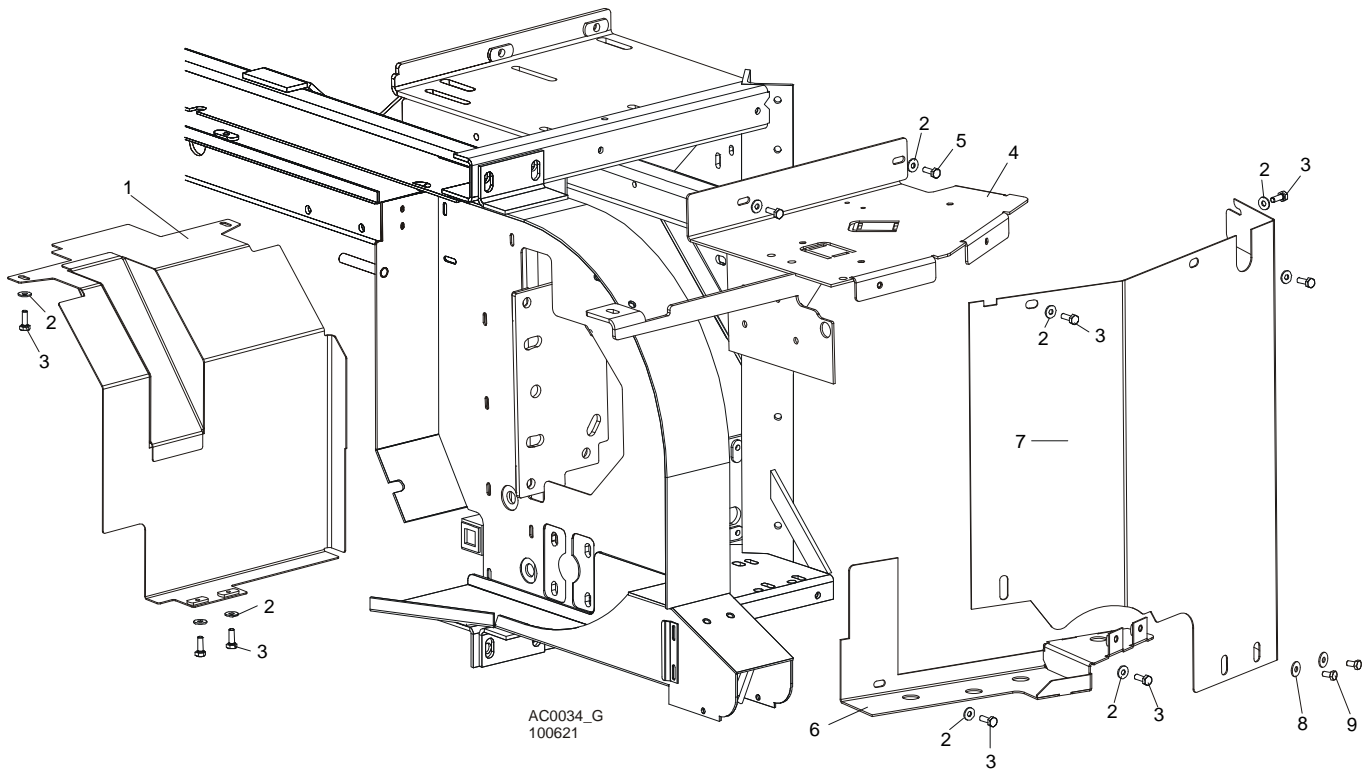
Saw Head*Blade Housing Covers*

12	PLATE, IDLE BLADE WHEEL GUARD	086230	1	
13	NUT, 5/16-18 HEX NYLON LOCK	F05010-58	6	
14	BOLT, 5/16-18 X 3/4" HEX HEAD GRADE 2	F05006-5	6	
15	HINGE, MIDDLE BLADE HOUSING COVER	085336-1	1	
16	SWITCH ASSEMBLY, SAFETY SHUT-OFF	094301	2	
17	Switch, AZ17-11ZRK Safety	094232	2	
18	Bracket, Safety Switch Mount Painted	094300-1	2	
19	Key, AZ17/170-B5 Safety Switch	094422	2	
20	Bolt, M4 x 35-8.8 Socket Head	F81011-34	4	
21	Screw, M4 x 12-5.8-B Cross Recessed Pan Head Zinc	F81011-43	8	
22	Nut, M4-B Hex Nylon Zinc Lock	F81029-1	8	
23	Washer, Z4.1 Split Lock Zinc	F81051-1	4	
24	Washer, 4.3 Flat Zinc	F81051-2	8	
	BLADE FLAP ASSEMBLY	511645²	1	
25	COVER, LT40 BLADE	511116-1	1	
26	LATCH, FLEXIBLE DRAW	014829	1	
27	WASHER, 5.3 FLAT ZINC	F81052-1	2	
28	BOLT, M5 X 12-5.8 HEX HEAD FULL THREAD ZINC	F81000-5	4	
29	BOLT, 10/M8 X 12-12.9 ISO-7379	F81003-62	2	
30	NUT, M5-8-Fe/Zn5 DIN985	F81030-2	2	
31	PLATE, LT40 BLADE COVER	512570-1	1	

¹ Only LT40 AC Sawmills

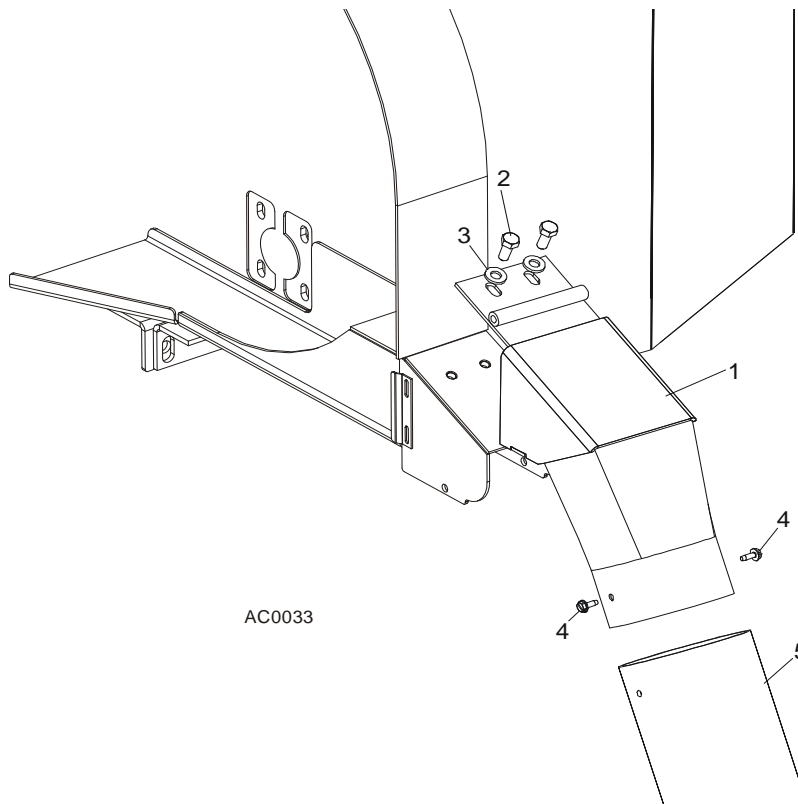
² Belongs to 091573

4.9 Drive Belt Covers



REF.	DESCRIPTION (◆ Indicates Parts Available In Assemblies Only)	PART #	QTY
1	GUARD, E15/E20/E25 BELT LOWER	087660-1	1
2	WASHER, 6.5 SPECIAL FLAT ZINC	F81053-11	11
3	BOLT, M6 X 20-8.8 HEX HEAD FULL THREAD ZINC	F81001-2	9
4	GUARD WELDMENT, AC SAW HEAD UPPER PAINTED	086621-1	1
5	BOLT, M6 X 12-8.8 HEX HEAD FULL THREAD ZINC	F81001-7	2
	GUARD, AC SIDE PAINTED COMPLETE (WITHOUT BRAKE)	100621	1
	GUARD, AC SIDE PAINTED COMPLETE (WITH BRAKE)	100622	1
6	GUARD, AC LOWER	087525-1	1
7	GUARD, AC SIDE PAINTED (WITHOUT BRAKE)	086420-1	1
	GUARD, AC SIDE PAINTED (WITH BRAKE)	087333-1	1
8	WASHER, 6.5 SPECIAL FLAT ZINC	F81053-11	2
9	BOLT, M6 X 12-8.8 HEX HEAD FULL THREAD ZINC	F81001-7	2

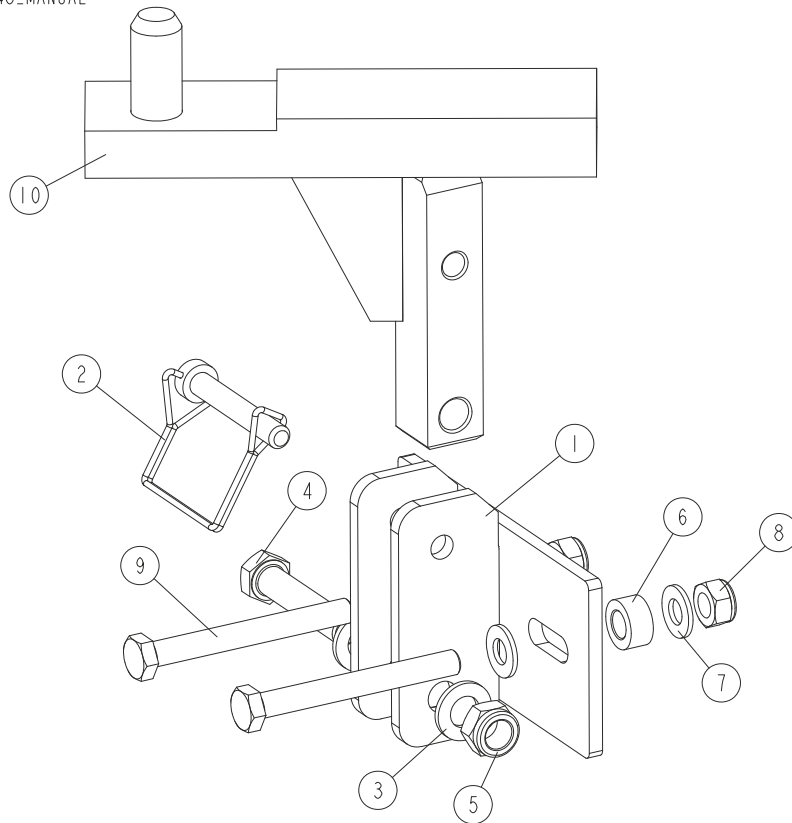
4.10 Sawdust Chute



REF.	DESCRIPTION (◆ Indicates Parts Available In Assemblies Only)	PART #	QTY	
1	CHUTE, LT40 SAWDUST	100903-1	1	
2	BOLT, M8x16	F81002-20	2	
3	WASHER, 8.4 FLAT	F81054-1	2	
4	BOLT, #10-24 X 1/2" SELF-TAPPING	F05015-7	2	
5	TUBING, 4" I.D. RUBBER	086364	0.6 m	
	STRAP, 20" RUBBER W/HOOK	P11668	1	
	BOLT, 1/4-20 X 1 1/4" HEX HEAD FULL THREAD	F05005-3	1	
	WASHER, 7.4 FLAT	F81056-11	1	
	NUT, 1/4-20 LOCK	F05010-21	1	

4.11 Saw Head Rest Pin

522948_001
522948_MANUAL



REF.	DESCRIPTION (◆ Indicates Parts Available In Assemblies Only)	PART #	QTY
-	SAW HEAD PIN, LT40M - COMPLETE	522948	1
1	BRACKET, LT40 SAW HEAD REST	522947-1	1
2	PIN, 3/8X2 1/4 SNAP	014151	1
3	WASHER, 13-FLAT ZINC	F81056-1	2
4	BOLT, M12X60-8.8-HEX HEAD ZINC	F81004-5	1
5	NUT, M12 8 HEX NYLON ZINC LOCK	F81034-2	1
6	BUSHING, 11/20-10 ZINC	090936-1	1
7	WASHER, 10.5 FLAT ZINC	F81055-1	4
8	NUT, M10 HEX NYLON ZINC LOCK	F81033-1	2
9	BOLT, M10X90-8.8-B-HEX HEAD ZINC	F81003-66	2
10	PIN WELDMENT, LT70 S/M SAW HEAD REST	094658-1	1

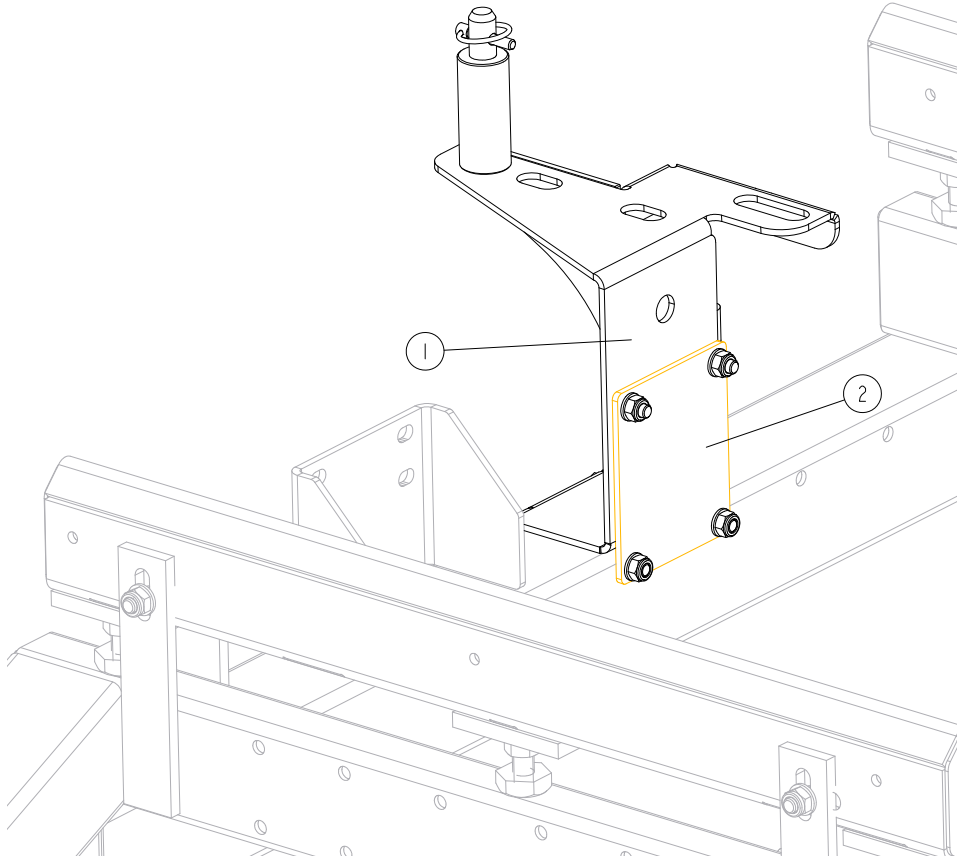
4

Saw Head

Saw Head Rest Bracket. Plate Mount.

4.12 Saw Head Rest Bracket. Plate Mount.

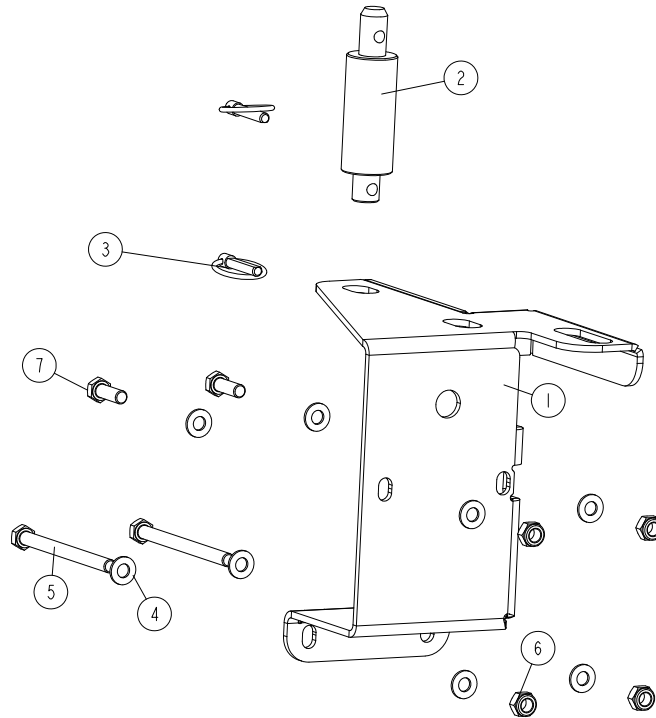
LT70ME20SAH3-WSWR_001
 LT70ME20SAH3-WSWR_MANUAL



REF	DESCRIPTION (◆ Indicates Parts Available In Assemblies Only)	PART #	QTY
1	BRACKET, LT SAWMILL SAW HEAD REST See Section 4.13	546306	1
2	PLATE, MOUNT	087055-1	1

4.13 LT Sawmill Saw Head Rest Bracket

546306_001
 546306_MANUAL



REF.	DESCRIPTION (◆ Indicates Parts Available In Assemblies Only)	PART #	QTY
-	BRACKET, LT SAWMILL SAW HEAD REST	546306	1
1	PLATE, SAW HEAD REST BRACKET	546307-1	1
2	PIN, SAW HEAD REST, LT20 PTD.	097935-1	1
3	PIN, 8 BN914 (BOSSARD 134650) LOCK	F81046-2	2
4	WASHER, 10.5 FLAT ZINC	F81055-1	8
5	BOLT, M10x125-8.8 HEX HEAD ZINC	F81003-18	2
6	NUT, M10-8-B NYLON HEX ZINC LOCK	F81033-1	4
7	BOLT, M10X30-8.8 HEX HEAD FULL THREAD ZINC	F81003-2	2

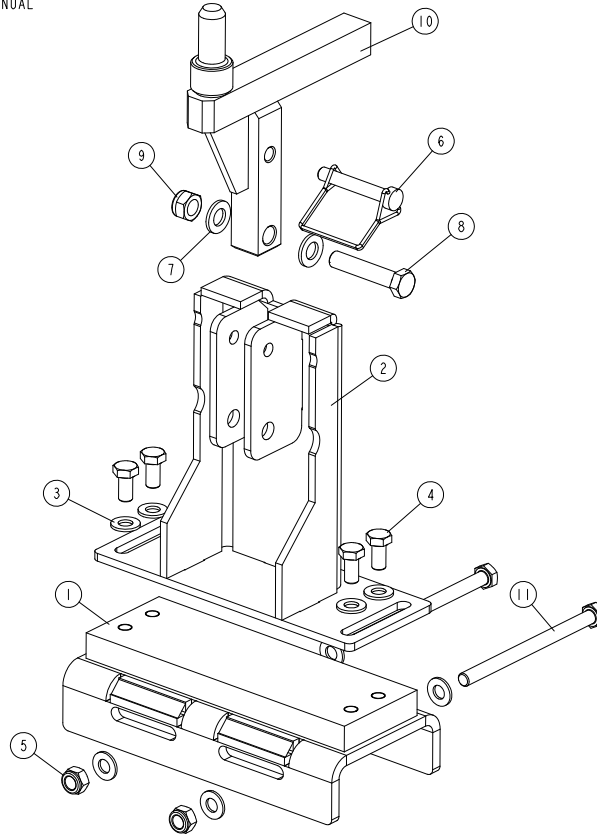
4

Saw Head

Saw Head Support Bracket (only portable sawmills with the new type of frame)

4.14 Saw Head Support Bracket (only portable sawmills with the new type of frame)

555184-001
555184-MANUAL

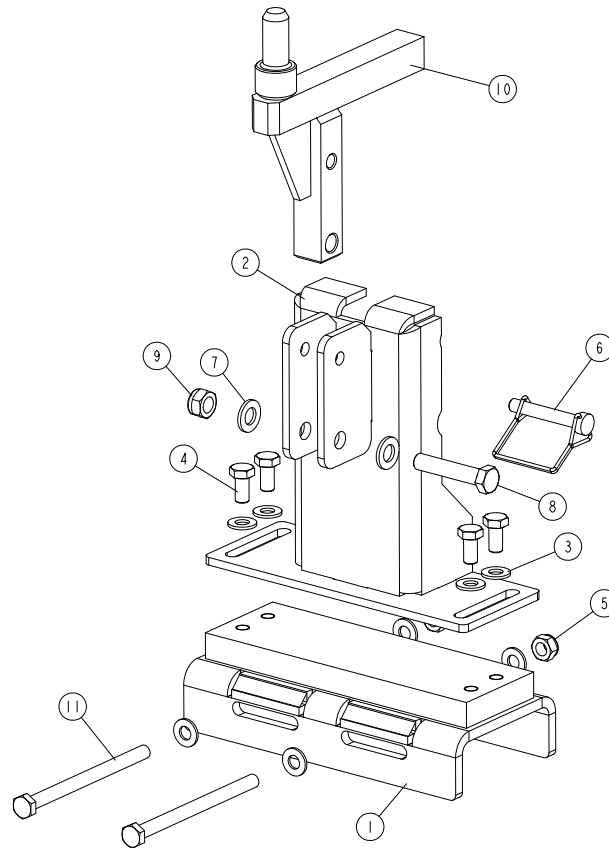


REF.	DESCRIPTION (◆ Indicates Parts Available In Assemblies Only)	PART #	QTY
-	BRACKET, LT40 SAW HEAD SUPPORT ("M" FRAMES)	555184	1
1	BASE, LT20/40/70 SAW HEAD SUPPORT BRACKET	545600-1	1
2	MOUNT WELDMENT, LT20/40/70 SAW HEAD REST PIN	545618-1	1
3	WASHER, 10.5 FLAT ZINC	F81055-1	8
4	BOLT, ISO 4017-M10X20-8.8-A2E HEX HEAD	F81003-53	4
5	NUT, M10-8-B HEX NYLON ZINC LOCK	F81033-1	2
6	PIN, 3/8X2 1/4 SNAP	014151	1
7	WASHER, 13 FLAT ZINC	F81056-1	2
8	BOLT, M12X60-8.8 HEX HEAD ZINC	F81004-5	1
9	NUT, M12-8-FE/ZN5 DIN 982 NYLON LOCK	F81034-2	1
10	PIN WELDMENT, LT40 WIDE SAW HEAD REST	545664-1	1
11	BOLT, M10X140-8.8 HEX HEAD ZINC	F81003-5	2

LT40 Wide Saw Head Support Bracket (only machines with the new type of frame)

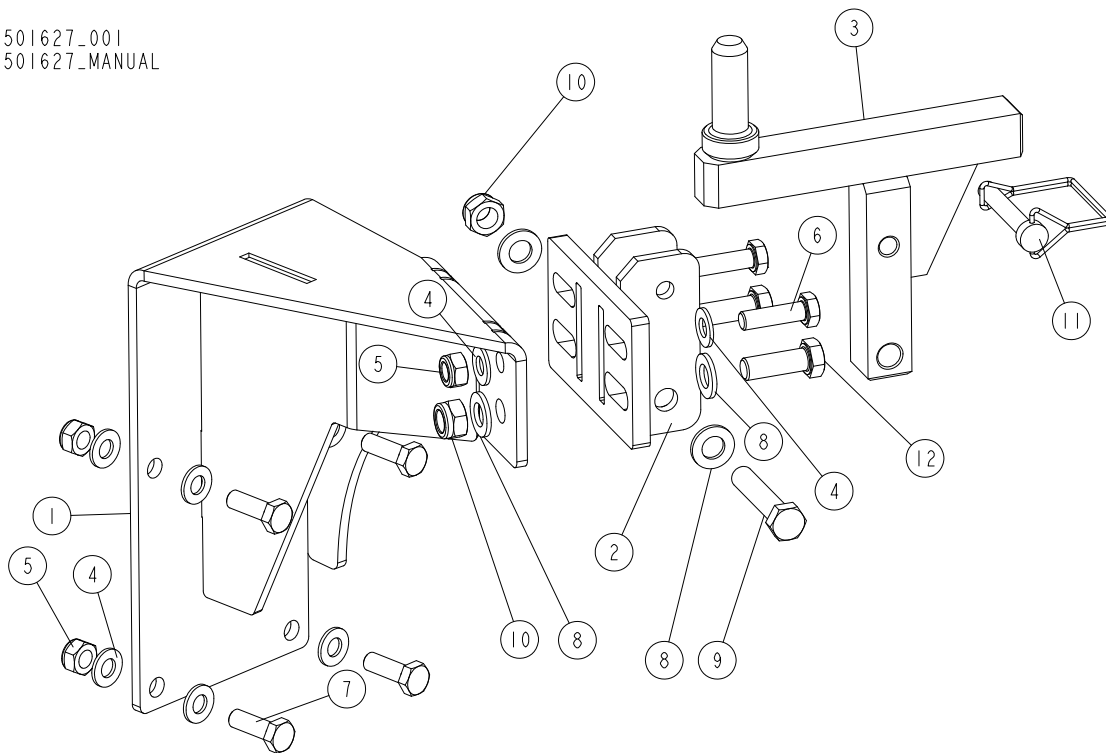
4.15 LT40 Wide Saw Head Support Bracket (only machines with the new type of frame)

555180_001
555180_MANUAL



REF.	DESCRIPTION (◆ Indicates Parts Available In Assemblies Only)	PART #	QTY
-	BRACKET, LT40 WIDE SAW HEAD SUPPORT ("M" FRAMES)	555180	1
1	BASE, LT20/40/70 SAW HEAD SUPPORT BRACKET	545600-1	1
2	MOUNT WELDMENT, LT40 WIDE SAW HEAD REST PIN	545621-1	1
3	WASHER, 10.5 FLAT ZINC	F81055-1	8
4	BOLT, ISO 4017-M10X20-8.8-A2E HEX HEAD	F81003-53	4
5	NUT, M10-8-B HEX NYLON ZINC LOCK	F81033-1	2
6	PIN, 3/8X2 1/4 SNAP	014151	1
7	WASHER, 13 FLAT ZINC	F81056-1	2
8	BOLT, M12X60-8.8 HEX HEAD ZINC	F81004-5	1
9	NUT, M12 8 HEX NYLON ZINC LOCK	F81034-2	1
10	PIN WELDMENT, LT40 WIDE SAW HEAD REST	545664-1	1
11	BOLT, M10X140-8.8 HEX HEAD ZINC	F81003-5	2

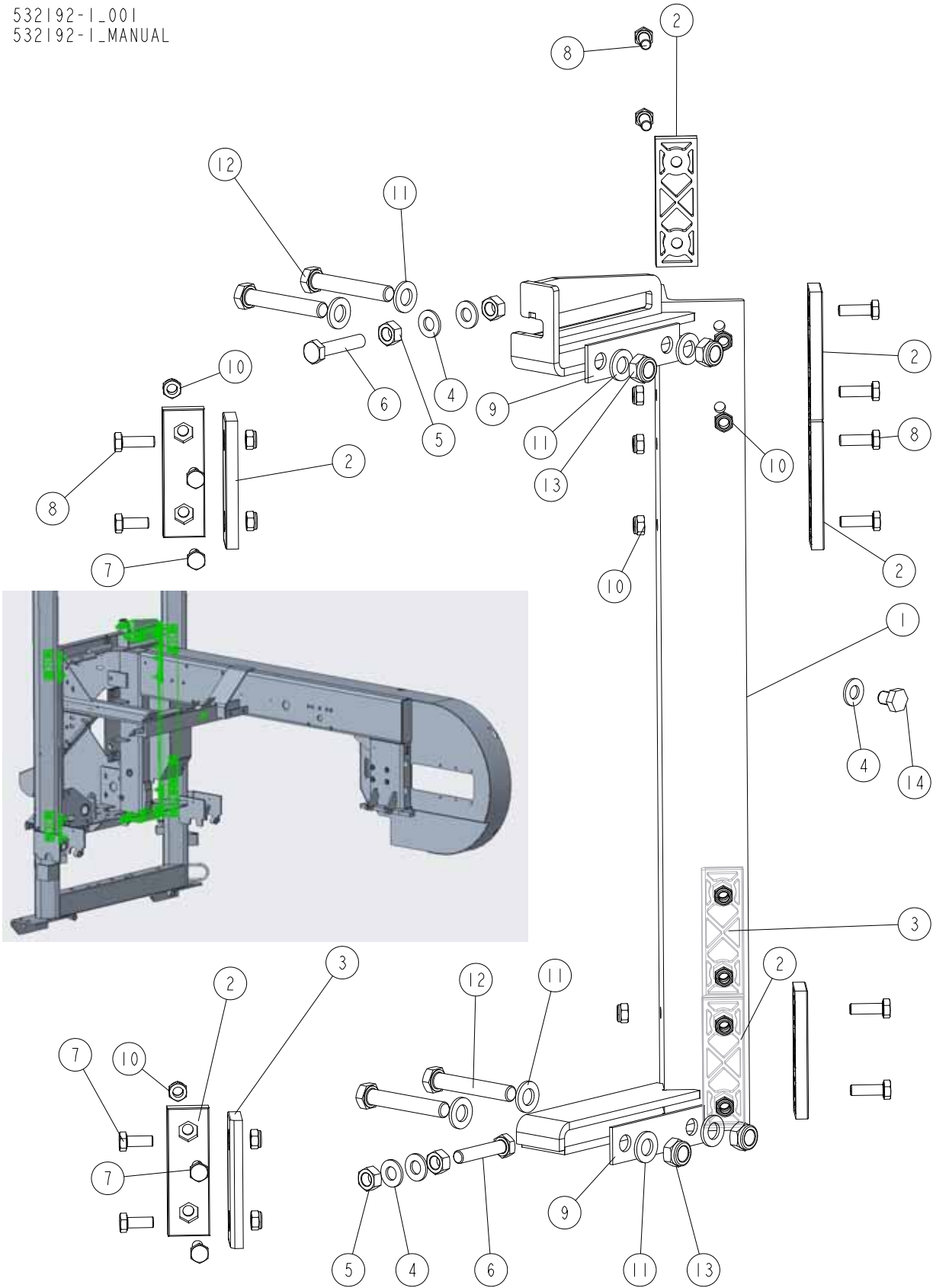
4.16 Saw Head Rest Assembly, LT40M - 2.2

501627_001
501627_MANUAL

REF.	DESCRIPTION (* indicates parts available in assemblies only)	PART #	QTY
-	REST ASSEMBLY, LT40ME15SAH3-1.8 (WFL) SAW HEAD	501627	1
1	BRACKET WELDMENT, VERTICAL	501837-1	1
2	BRACKET, LT40 SAW HEAD REST PIN MOUNT	092765-1	1
3	PIN WELDMENT, LT50 SAW HEAD REST	090421-1	1
4	WASHER, 10.5 FLAT ZINC	F81055-1	12
5	NUT, M10-8-B HEX NYLON ZINC LOCK	F81033-1	6
6	BOLT, M10X35 8.8 HEX HEAD FULL THREAD ZINC	F81003-17	2
7	BOLT, M10X30-8.8 HEX HEAD FULL THREAD ZINC	F81003-2	4
8	WASHER, 13 FLAT ZINC	F81056-1	6
9	BOLT, M12X60-8.8 HEX HEAD ZINC	F81004-5	1
10	NUT, M12-8 DIN 982 HEX NYLON ZINC LOCK	F81034-2	3
11	PIN, 3/8X2 1/4 SNAP	014151	1
12	BOLT, M12X35 8.8 HEX HEAD FULL THREAD ZINC	F81004-24	2

4.17 LT40 Wide Saw Head Parts

532192-1_001
 532192-1_MANUAL

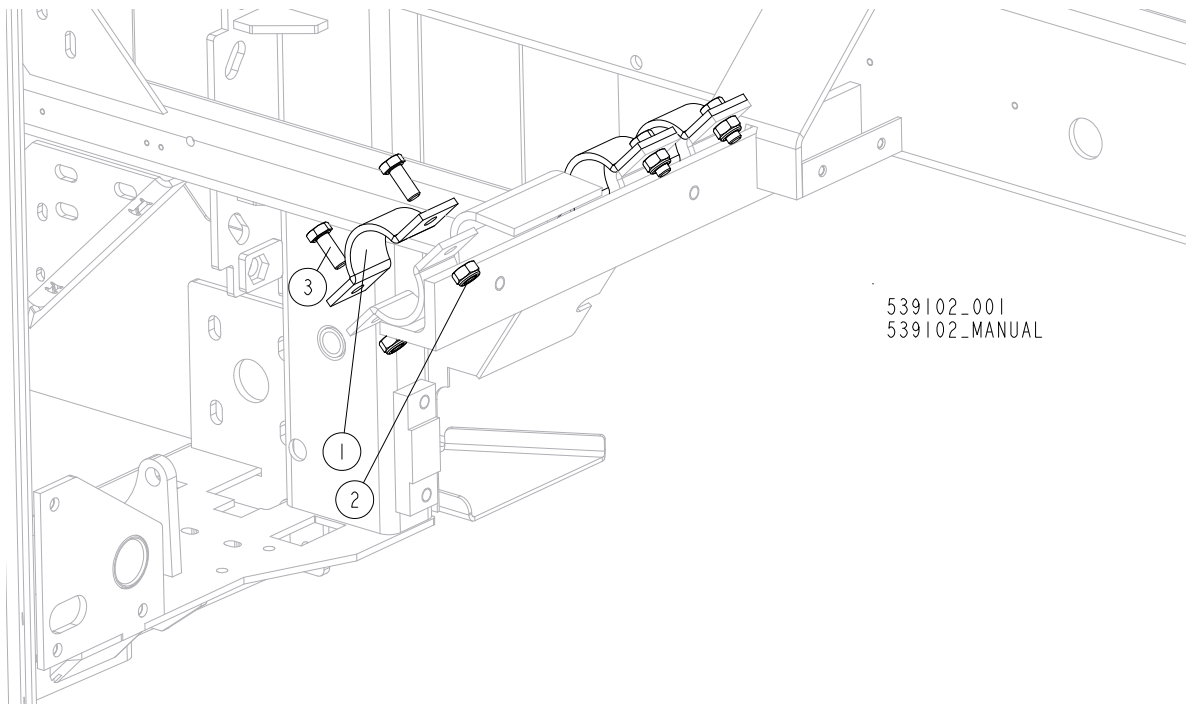


4

Saw Head*LT40 Wide Saw Head Parts*

REF.	DESCRIPTION (* indicates parts available in assemblies only)	PART #	QTY	
-	SAW HEAD, LT40 AC/DC WIDE	532192-1	1	
1	GUIDE WELDMENT, METRIC SAW HEAD REAR	087125	1	
2	PADS, DELRIN UP/DOWN SLIDE	M04096	8	
3	PAD, DELRIN LOWER	016241	2	
4	WASHER, 10.5 FLAT ZINC	F81055-1	5	
5	NUT, M10 8 HEX ZINC	F81033-3	4	
6	BOLT, M10X50-8.8 HEX HEAD FULL THREAD ZINC	F81003-4	2	
7	BOLT, M8X20 8.8 HEX HEAD FULL THREAD ZINC	F81002-4	6	
8	BOLT, M8X25-8.8-B HEX HEAD FULL THREAD ZINC	F81002-5	14	
9	PLATE, V-BRACE WASHER	091247	2	
10	NUT, M8-8-B HEX NYLON ZINC LOCK	F81032-2	20	
11	WASHER, 13 FLAT ZINC	F81056-1	8	
12	BOLT, M12X75-8.8 HEX HEAD ZINC	F81004-21	4	
13	NUT, M12-8 DIN 982 HEX NYLON ZINC LOCK	F81034-2	4	
14	BOLT, M10X12 HEX HEAD FULL THREAD ZINC	F81003-30	1	

4.18 Motor Mount Clamp



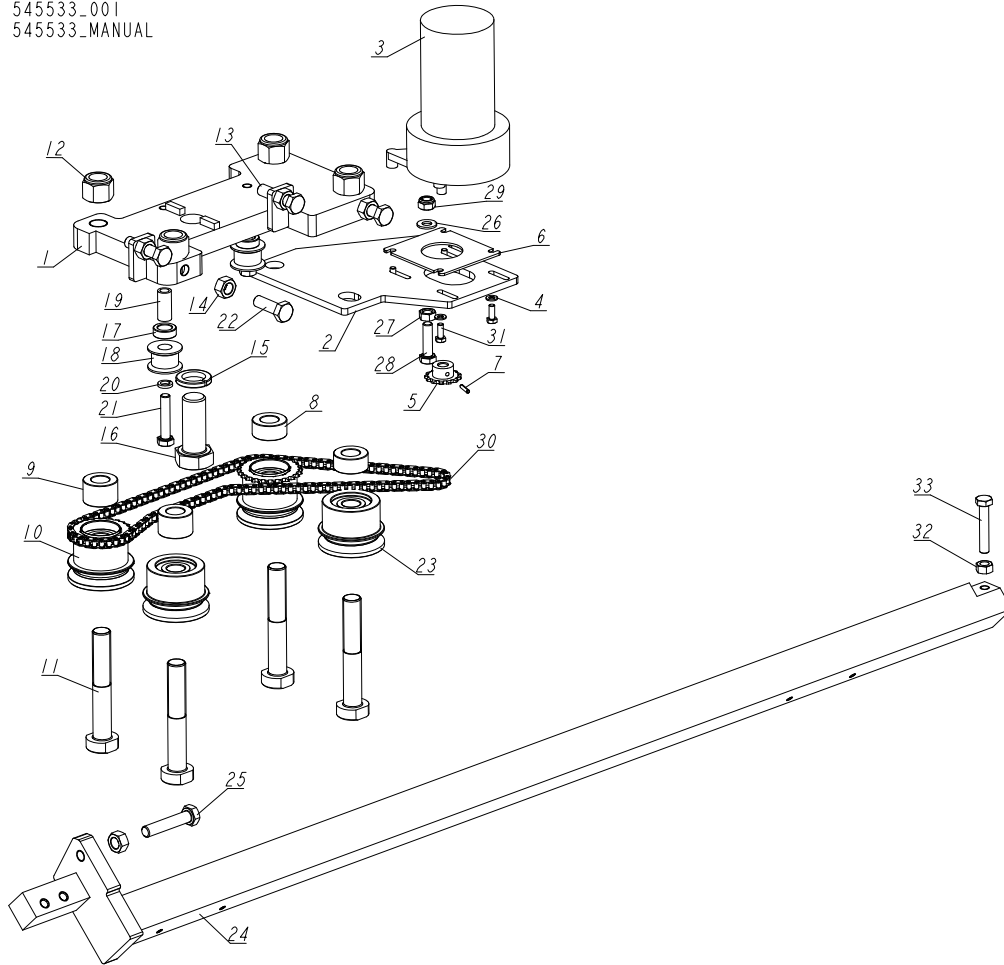
REF.	DESCRIPTION (* indicates parts available in assemblies only)	PART #	QTY
1	CLAMP WELDMENT, MOTOR MOUNT	086200-1	3
2	NUT, M10-8-B HEX NYLON ZINC LOCK	F81033-1	6
3	BOLT, M10X25 8.8 HEX HEAD FULL THREAD ZINC	F81003-11	3

4 Saw Head

Blade Guide Arm w/Drive

4.19 Blade Guide Arm w/Drive

545533_001
545533_MANUAL

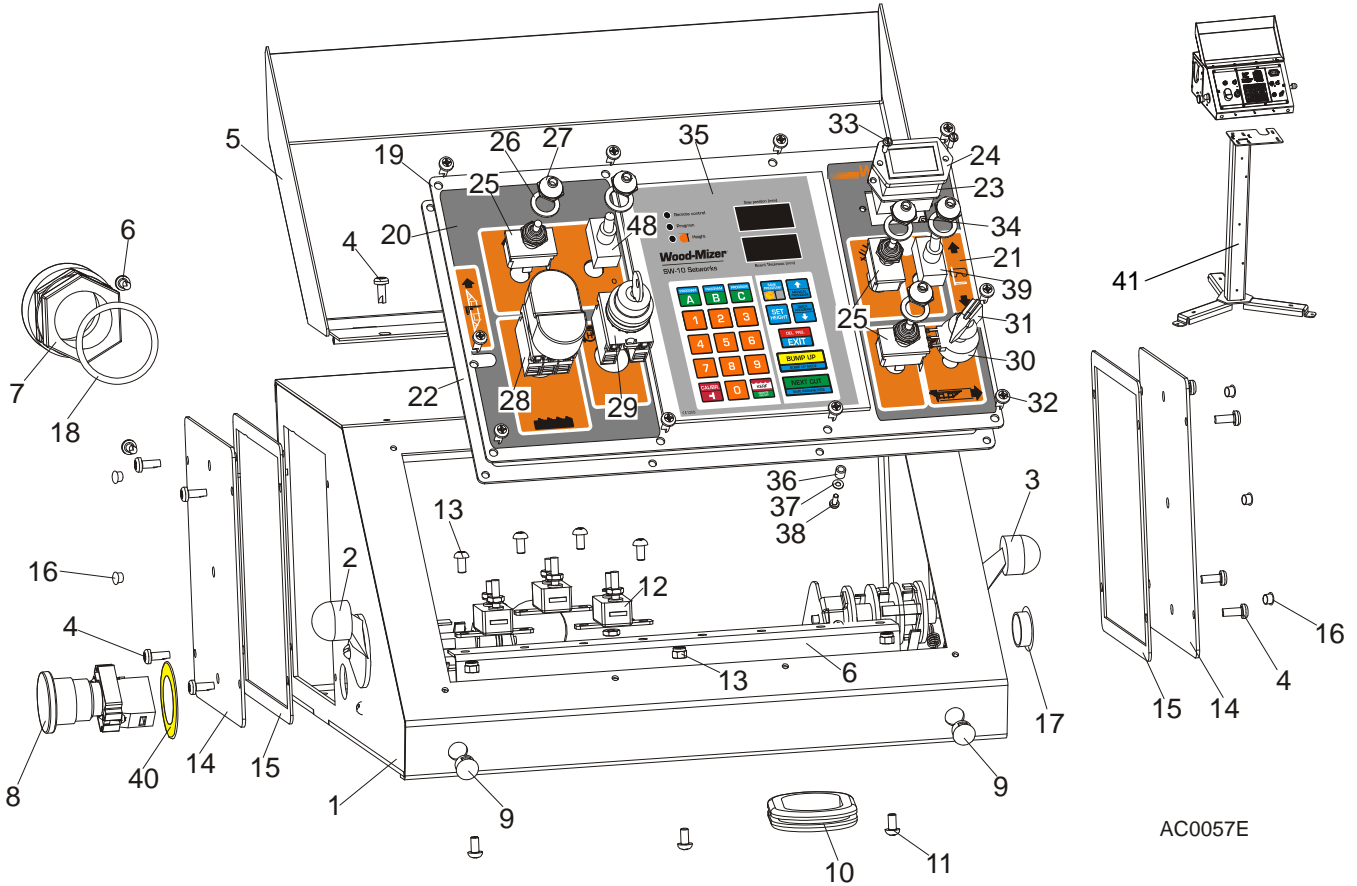


REF.	DESCRIPTION (* indicates parts available in assemblies only)	PART #	QTY
-	ARM, BLADE GUIDE W/DRIVE	545533	1
1	PLATE, BLADE GUIDE ARM DRIVE	545554-1	1
2	PLATE, ARM DRIVE MOUNT	519341-1	1
3	MOTOR, CURRENT APP. 1/30HP 12VDC GEAR	079214	1
4	WASHER, 5.3 FLAT ZINC	F81052-1	4
5	SPROCKET, 25B13X.3130	P09970	1
6	PLATE, SPACER	519937-1	1
7	PIN, 3X14 GEOMET ROLL	F81044-4	1
8	BUSHING, SPACER	520284-1	2
9	BUSHING, SPACER	520285-1	2
10	ROLLER, COMPLETE DRIVE	520282	2
11	PIN, MOUNTING	519660-1	4
12	NUT, 5/8-18 NYLON ZINC LOCK	F05010-71	4
13	BOLT, M10X40-8.8 HEX HEAD FULL THREAD ZINC	F81003-16	2
14	NUT, M10 8 HEX ZINC	F81033-3	5
15	WASHER, 20.5 SPLIT LOCK ZINC	F81059-1	1
16	BOLT, M20X50-8.8-B HEX HEAD FULL THREAD ZINC	F81007-17	1
17	BUSHING, 12.5/20-7 ZINC-PLATED	101063-1	2

REF.	DESCRIPTION (* indicates parts available in assemblies only)	PART #	QTY	
18	ROLLER, CHAIN TENSION	516193	2	
19	BUSHING, SPACER	519345-1	2	
20	WASHER, 8.2 SPLIT LOCK ZINC	F81054-4	2	
21	BOLT, M8X40-8.8 HEX HEAD FULL THREAD ZINC	F81002-15	2	
22	BOLT, DIN933-M10X30-8.8-A2E HEX HEAD FULL THREAD	F81003-111	4	
23	ROLLER, IDLER	520839	2	
24	ARM, BLADE GUIDE	545531-1	1	
25	BOLT, M10X50-8.8 HEX HEAD FULL THREAD ZINC	F81003-4	1	
26	WASHER, 8.4 FLAT ZINC	F81054-1	2	
27	NUT, M8 DIN 934 A2-70 STAINLESS STEEL	F81032-7	1	
28	BOLT, M8X30 8.8 HEX HEAD FULL THREAD ZINC	F81002-7	1	
29	NUT, M8-8-B HEX NYLON ZINC LOCK	F81032-2	1	
30	CHAIN, DRIVE	519358	1	
31	BOLT, #10-32X1/2 HH	F05004-60	4	
32	NUT, M8-8-B HEX ZINC	F81032-1	1	
33	BOLT, M8X45-8.8 HEX HEAD FULL THREAD ZINC	F81002-14	1	

SECTION 5 CONTROL & BATTERY BOXES

5.1 Control Assembly, LT40 Series AC



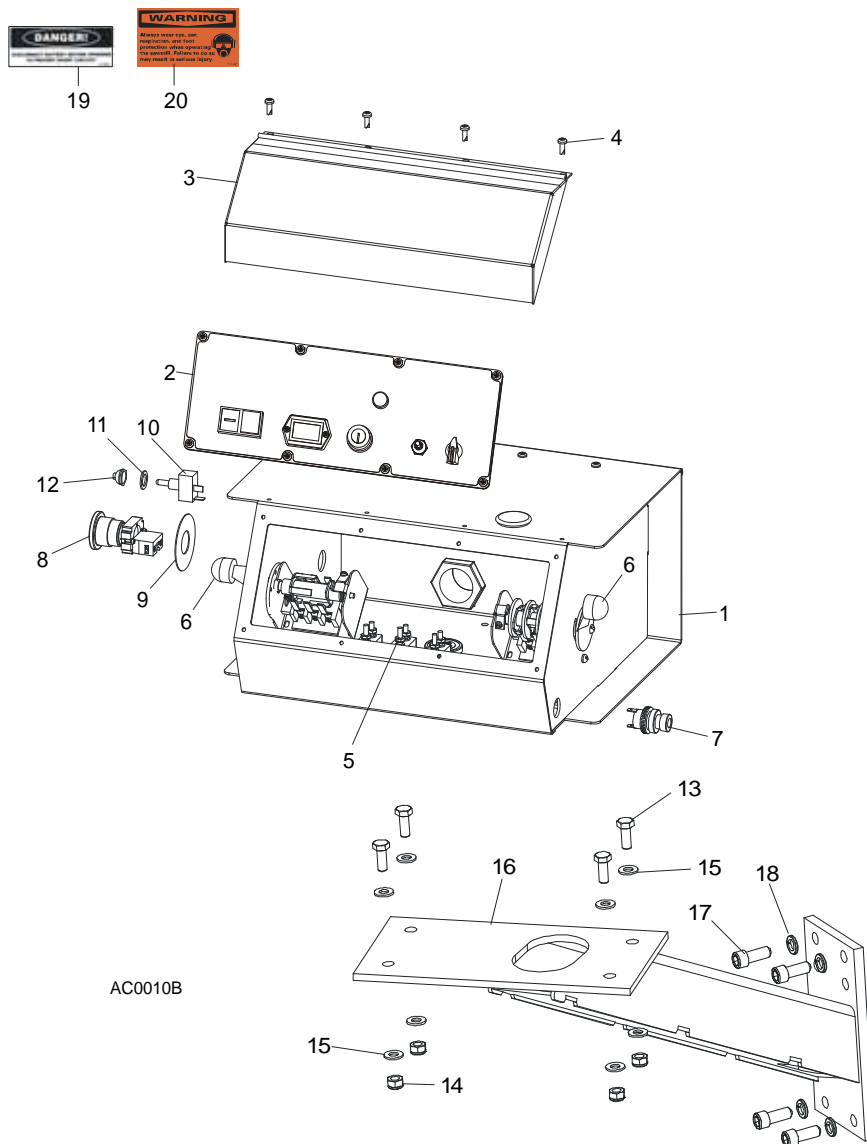
AC0057E

REF.	DESCRIPTION (◆ Indicates Parts Available In Assemblies Only)	PART #	QTY
	CONTROL BOX ASSEMBLY, LT40 AC	098690	1
	CONTROL BOX ASSEMBLY, LT40 AC-RC	509115	1
1	Control Box, LT40AC	099622-1	1
2	Switch, 1992GS Pwr/Feed (Service Package)	E20438	1
3	Switch, 1992 Up/Down (Service Package)	E20440	1
4	Bolt, #10-24x1/2 Ph Pan Hd, Type 23	F05015-17	12
5	Cover Weldment, LT20/40 Complete	097135-1	1
6	Rail, Circuit Breaker	525779-1	1
7	Connector, 1 1/4 Straight Metal Conduit	024402	1
8	Switch, XB2 BS542 Emergency Stop	086556	1
9	Switch, Speed Control	086773	2
10	Grommet, Rubber	087065	1
11	Screw, H M5x10 8.8 Zinc	F81000-13	7
12	Breaker, 15A Manual Reset	E20430	3
13	Nut, M5-8 DIN985 Zinc	F81030-2	3
	Cover, Control Box Side - Complete	086700	2

14	Cover, Control Box Side	086699-1	1	
15	Gasket, Control Box Side	015274	1	
16	Cap, SR1086 6.4 Dia. Hole	099700	6	
17	Cap, SR1086 22.2 Dia. Hole	093544	1	
18	Seal, 1 1/4 Ring LQTI w/Retainer	015430	1	
	Panel, LT40 AC Front Control Complete	098689	1	
19	Panel, LT20/40 AC Front Control	100572-1	1	
	Panel, LT40 AC Front Control	098586-1 ¹	1	
20	Decal, LT20/40 AC Control Box Left	099594	1	
21	Decal, LT40 DC Control Box Right	099596	1	
22	Gasket, LT20/40 Control Box	097132	1	
23	Gasket, Hour Meter	093346	1	
24	Meter, Hour	093166	1	
25	Switch, Toggle	024200	3	
26	Washer, 1/2x3/4x1/16 Nylon	P05251-1	5	
27	Boot, Toggle Switch	P02575	5	
28	Button, 24V Start/Stop	090452	1	
	Diaphragm, M22-T-DD	090462	1	
29	Switch, M22 3-Position Key	091361	1	
30	Potentiometer, 1k Feed Rate	E20519	1	
31	Knob, Speed Control	P06257	1	
32	Bolt, #10-24x1/2 Ph Pan Head, Type 23	F05015-17	10	
33	Bolt, M3x12 DIN85A Zinc	F81000-12	2	
34	Nut, M3-6 Nylon Zinc Lock	F81028-2	2	
35	Controller, SW-10 Setworks	500628	1	
36	Spacer, 4.2x6mm Idler	R80671-4	6	
37	Washer, 3.2 Flat Zinc	F81050-2	6	
38	Screw, M3x8-4.8 Zinc	F81000-83	6	
39	Switch, SPST On/Off 15A .25 TABS Toggle	P03027	2	
40	EMERGENCY STOP DECAL	086793	1	
41	PEDESTAL WELDMENT, LT40 CONTROL BOX	518703-1	1	

¹ Used in African version only

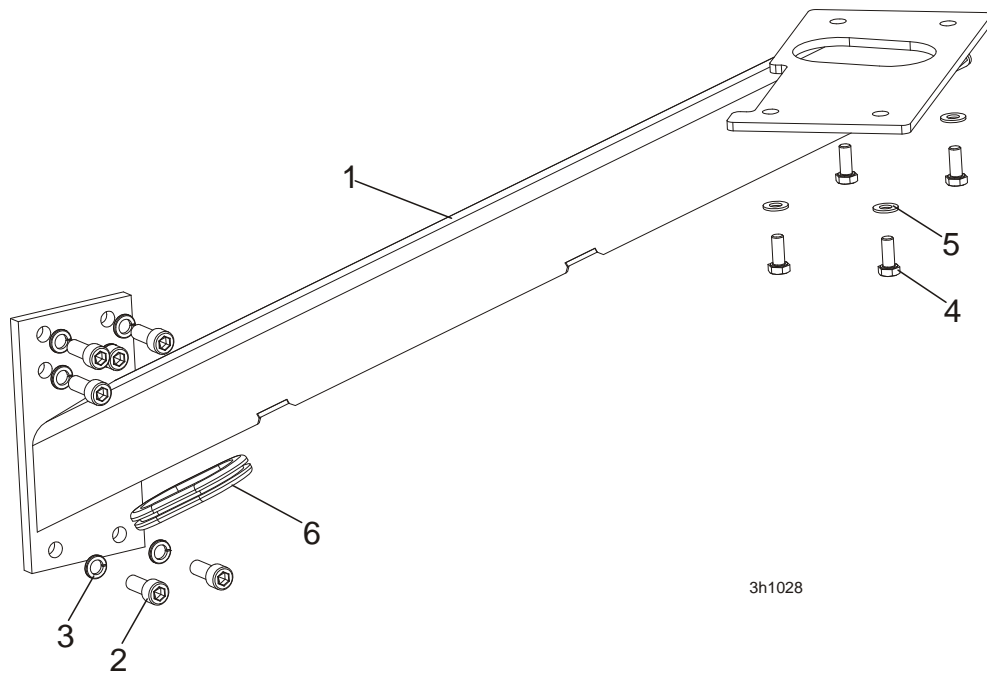
5.2 Control Assembly, LT70 AH



REF.	DESCRIPTION (◆ Indicates Parts Available In Assemblies Only)	PART #	QTY	
	CONTROL BOX ASSEMBLY, AC SUPER (EA20, EA25)	093022	1	
1	HOUSING, AC SUPER CONTROL BOX ASSEMBLY (EA20, EA25)	086546-1	1	◆
2	Front Control Panel & Wiring Harnesses (Section 5.5)			
3	Cover, Control Box Hinged	015304	1	
4	Screw, #10-24 x 1/2"	F05015-17	12	
5	Circuit Breakers (Section 5.5)			
6	Drum Switches (Section 5.3)			
7	Switch, Horn	E85118	1	
8	Switch, XB2 BS542 Emergency Stop	086556	1	
9	Washer, Emergency Stop Switch	086561	1	
10	Switch, Speed Control	086773	1	
11	Washer, 1/2" x 3/4" x 5/8" Nylon	P05251-1	1	
12	Boot, Speed Control Switch	P02575	1	
13	BOLT, M8 X 20-8.8-B HEX HEAD	F81002-4	4	

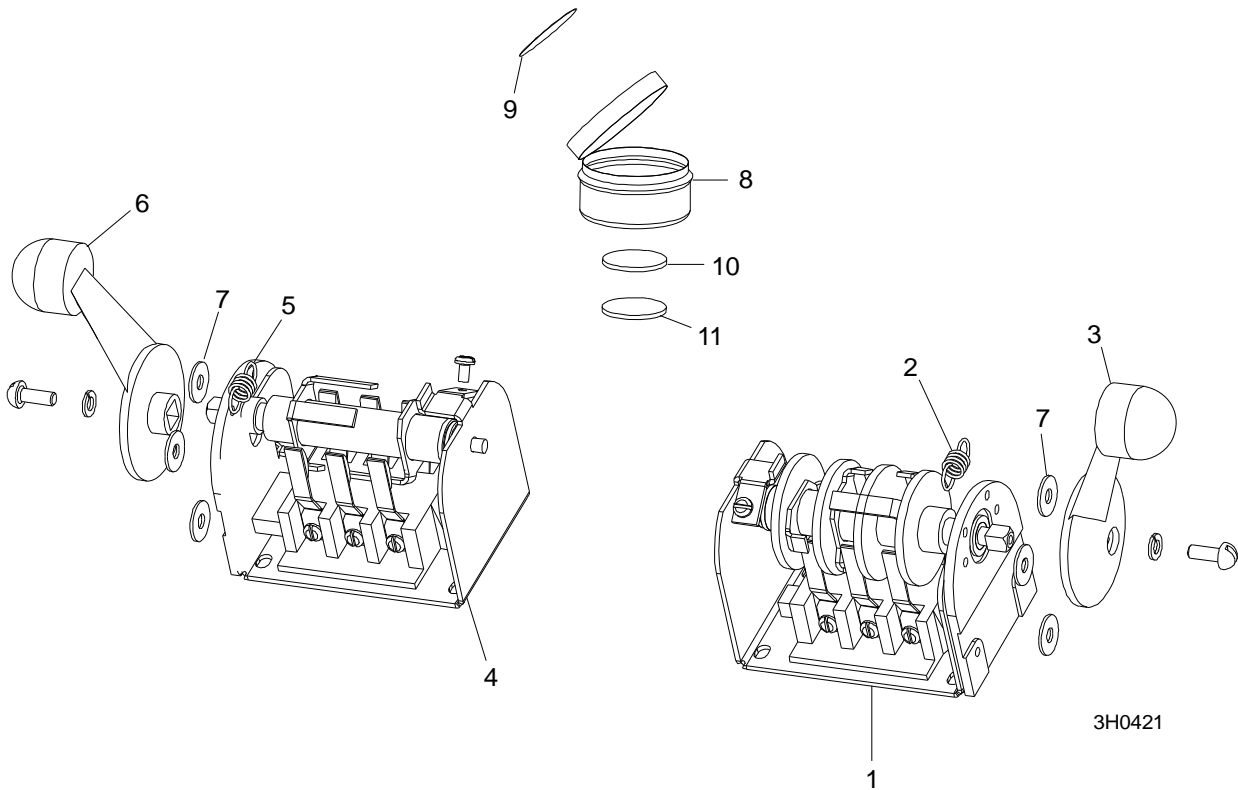
14	NUT, M8-8-B HEX NYLON ZINC LOCK	F81032-2	4	
15	WASHER, 8.4 FLAT ZINC	F81054-1	8	
16	MOUNT WELDMENT, STANDARD CONTROL BOX	086732-1	1	
17	BOLT, 3/8-16 X 1" SOCKET HEAD	F05007-52	4	
18	WASHER, 10.2 SPLIT LOCK	F81055-2	4	
19	DECAL, FRONT OUTRIGGER WARNING	015400-4	1	
20	DECAL, EAR/EYE PROTECTION WARNING	S11753-4	1	

5.3 Control Box Bracket



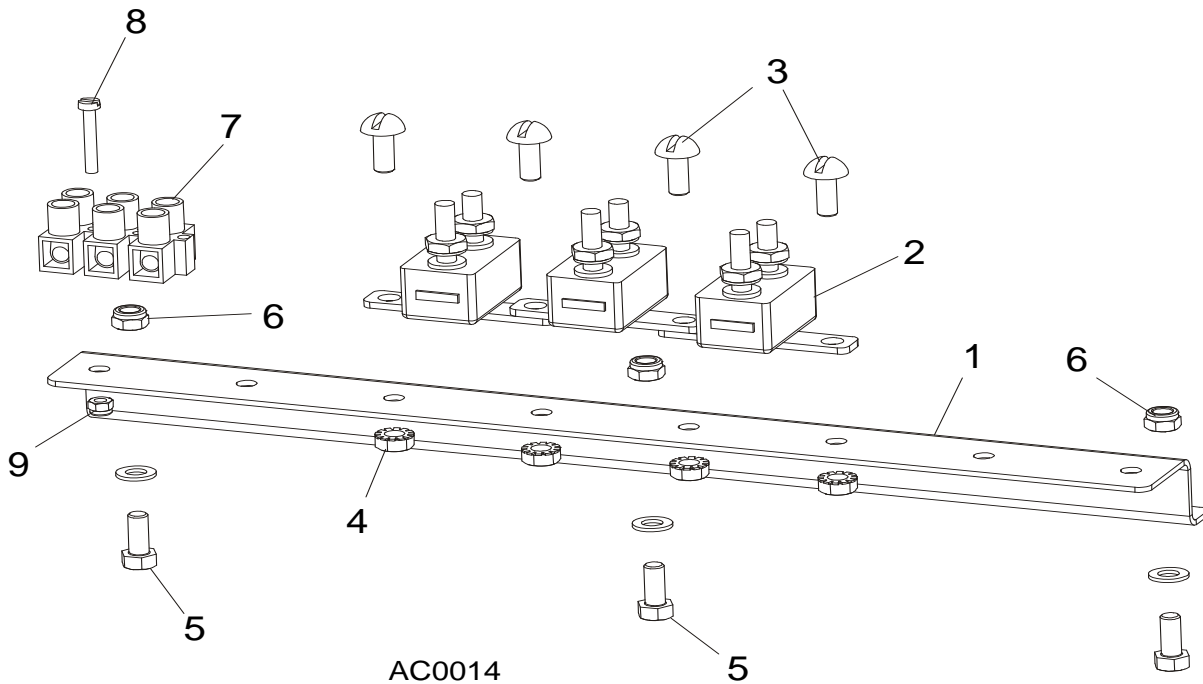
REF.	DESCRIPTION (◆ Indicates Parts Available In Assemblies Only)	PART #	QTY
1	MOUNT WELDMENT, STANDARD CONTROL BOX	086732-1	1
2	SCREW, M10x25 8.8 HEX SOCKET HEAD CAP ZINC	F81003-32	6
3	WASHER, 10.2 SPLIT LOCK ZINC	F81055-2	6
4	BOLT, M8x20-8.8-B HEX HEAD FULL THREAD ZINC	F81002-4	4
5	WASHER, 8.4 FLAT ZINC	F81054-1	4
6	GROMMET, RUBBER	087065	1

5.4 Drum Switches



REF.	DESCRIPTION (◆ Indicates Parts Available In Assemblies Only)	PART #	QTY	
	SWITCH ASSEMBLY, UP/DOWN DRUM	E20440	1	
1	Switch, S12 Bulk Drum	E20440-B	1	◆
2	Spring, Drum Switch	P12570	1	
3	Handle, Drum Switch Replacement	P12500	1	
	SWITCH ASSEMBLY, POWER FEED DRUM	E20438	1	
4	Switch, S10 Bulk Drum	E20438-B	1	◆
5	Spring, Drum Switch	P12570	1	
6	Handle, Drum Switch Replacement	P12500	1	
7	WASHER, #8 SAE FLAT	F05011-41	6	
	CUP ASSEMBLY, DRUM SWITCH GREASE	A20463	1	
8	Cup, Plastic Container	P20464	1	◆
9	Decal, Grease Cup Label	P20467	1	
10	Pad, Velcro Loop	P20466	1	◆
11	Pad, Velcro Hook	P20465	1	◆
	Grease, High Temp Drum Switch	P20468	.011ml	◆

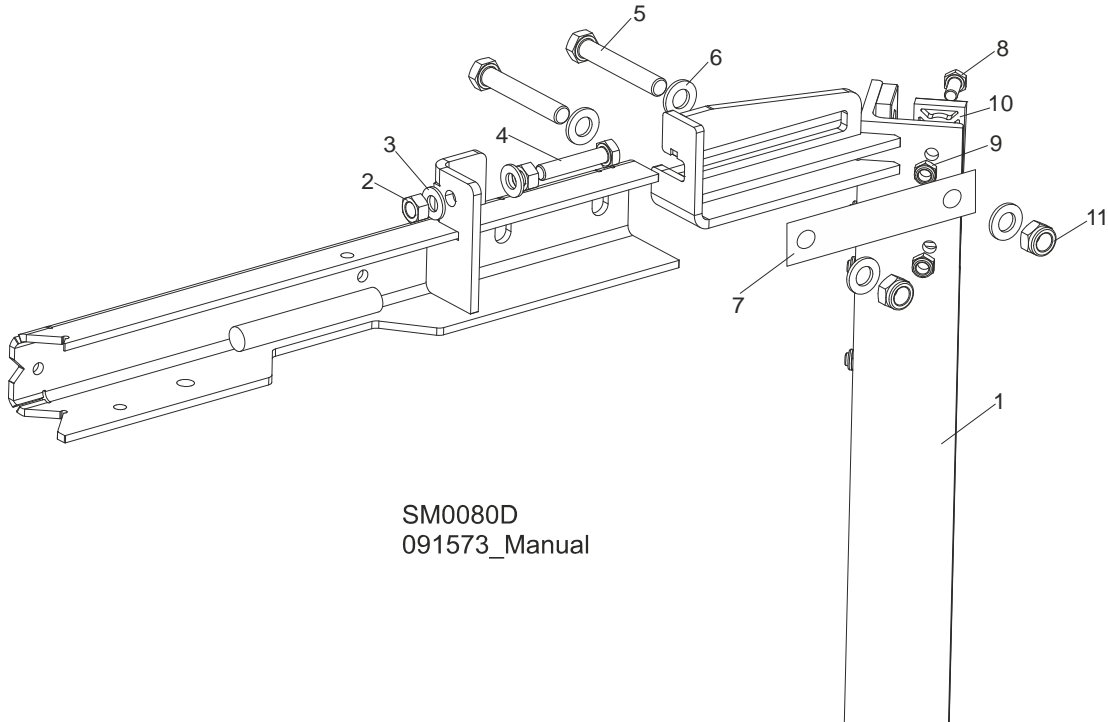
5.5 Circuit Breakers



REF.	DESCRIPTION (◆ Indicates Parts Available In Assemblies Only)	PART #	QTY
1	RAIL, CIRCUIT BREAKER	525779-1	1
2	BREAKER, 15 AMP MANUAL RESET	E20430	5
3	SCREW, H M5X10 8.8 ZINC	F81000-13	4
4	NUT, M5-8 DIN985 ZINC	F81030-2	4
5	BOLT, M5X12-5.8 HEX HEAD FULL THREAD ZINC	F81000-5	3
6	NUT, M5-8 DIN985 ZINC	F81030-2	3
7	STRIP, ELECTRIC WIRE	F81086-1	1
8	SCREW, M3 X 20-5.8-A	F81000-8	1
9	NUT, M3-6 HEX NYLON ZINC LOCK	F81028-2	1

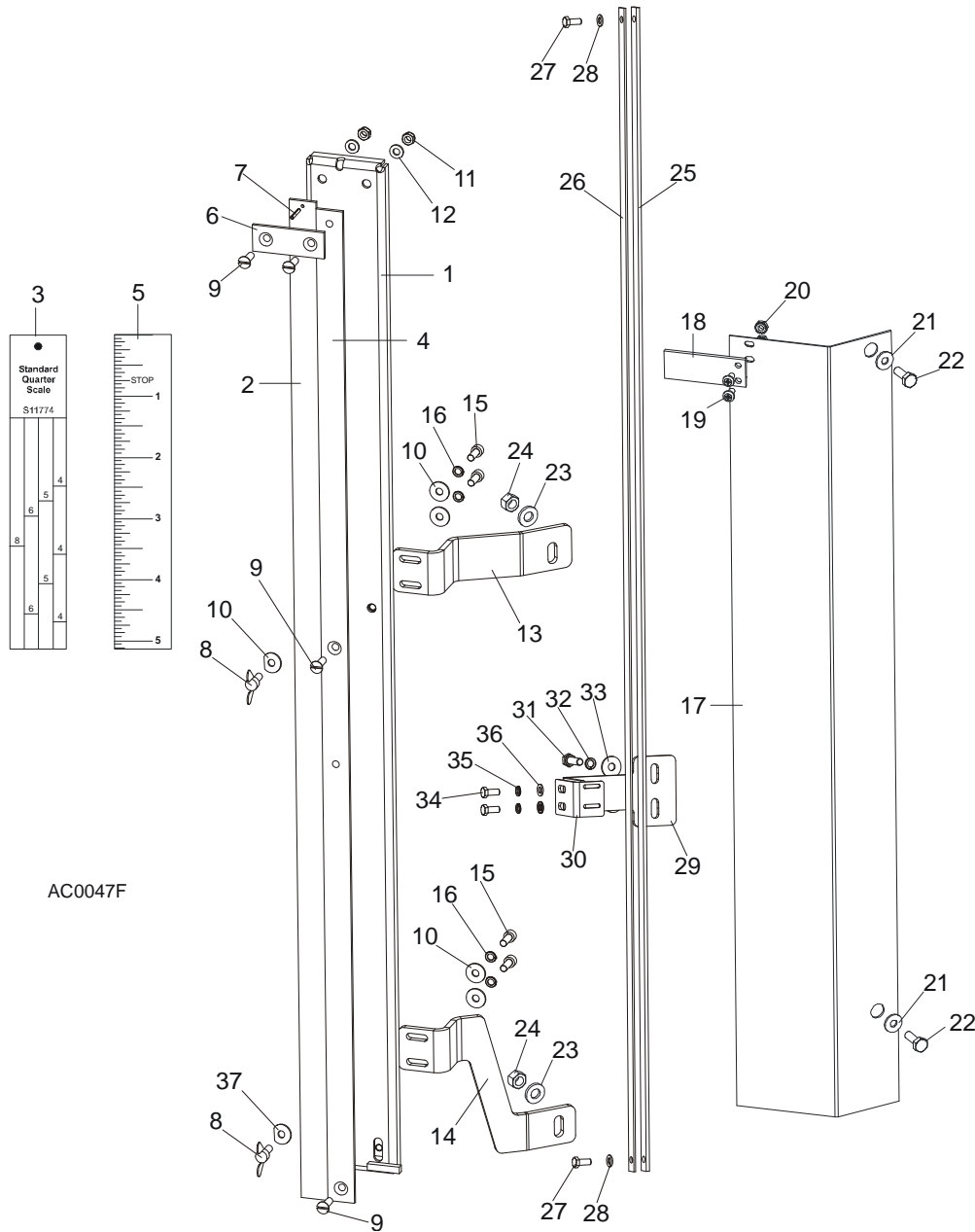
SECTION 6 UP/DOWN SYSTEM

6.1 Saw Head V-Brace Mount



REF.	DESCRIPTION (◆ Indicates Parts Available In Assemblies Only)	PART #	QTY
1	V-BRACE, SAW HEAD MOUNT	087122	1
2	NUT, M10-8-B-FE	F81033-3	2
3	WASHER, 10.5 FLAT ZINC	F81055-1	2
4	BOLT, M10X50-8.8 HEX HEAD FULL THREAD ZINC	F81003-4	1
5	BOLT, M12 X 75-8.8 ZINC	F81004-21	2
6	WASHER, 13 FLAT ZINC	F81056-1	4
7	PLATE, V-BRACE WASHER	091247	2
8	BOLT, M8X20-8.8-B HEX HEAD FULL THREAD ZINC	F81002-4	10
9	NUT, M8-8-B HEX NYLON LOCK ZINC	F81032-2	12
10	PADS, DELRIN UP/DOWN SLIDE	M04096	6
11	NUT, M12-8 HEX NYLON ZINC LOCK	F81034-2	2

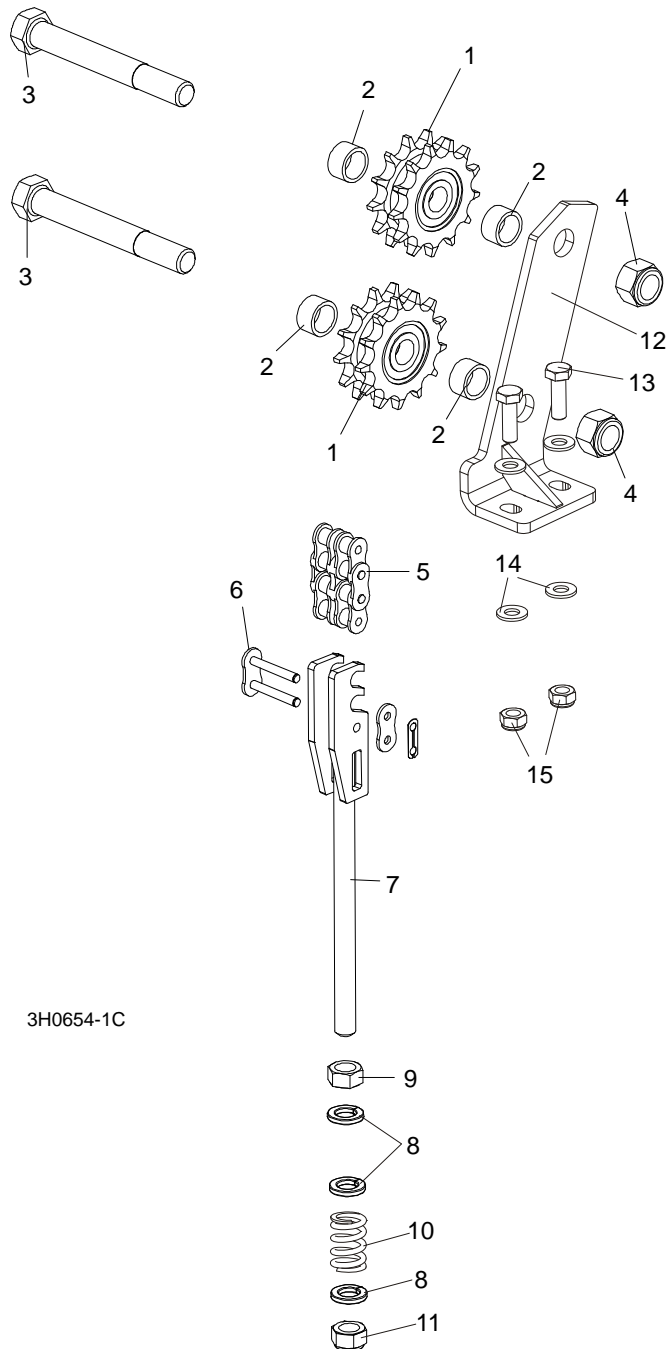
6.2 Blade Height Scale



REF.	DESCRIPTION (◆ Indicates Parts Available In Assemblies Only)	PART #	QTY
	SCALE, BLADE HEIGHT W/SCANNER	098882	1
1	Bracket, Scale Mounting	098890-1	1
2	Scale, 35" Quarter	093342	1
3	Decal, 35" Standard Quarter Scale	090716	1
	Decal, 35" Grade Hardwood Quarter Scale	090717	1
4	Scale, 35" Inch	093341	1
5	Decal, 35" Inch	090709	1
6	Strap, Scale Hold-Down	093134	1
7	Pin, 3x20 Roll	F81044-5	1
8	Screw, M6x16 Wing	F81001-16	2

9	Screw, M6x20- 4.8-B Slotted Countersunk Head Zinc	F81001-31	4	
10	Washer, 6.2x20x3.5 Special	503096	1	
11	Nut, M6-8-B Hex Nylon Zinc Lock	F81031-2	2	
12	Washer, 6.4 Flat Zinc	F81053-1	2	
13	Bracket, Scale Upper	098880-1	1	
14	Bracket, Scale Lower	098881-1	1	
15	Screw, M6x16-8.8 Hex Socket Head Cap Zinc	F81001-21	4	
16	Washer, Z6.1 Split Lock Zinc	F81053-3	4	
	Pointer Assembly, Fixed Scale	A12023	1	
17	Bracket, Fixed Scale Pointer Mount	087044-1	1	◆
18	Indicator, Blade Height Scale	094821	1	
19	Screw, M4x12 -5,8-B Cross Recessed Pan Head Zinc	F81011-43	2	
20	Nut, M4-B Hex Nylon Zinc Lock	F81029-1	2	
21	Washer, 6.5 Special Flat Zinc	F81053-11	2	
22	Bolt, M6x12-8.8 Hex Head Full Thread Zinc	F81001-7	2	
23	Washer, 8.4 Flat Zinc	F81054-1	2	
24	Nut, M8-8-B Hex Nylon Zinc Lock	F81032-2	2	
	MAGNETIC STRIP ASSY	097774	1	
	Bar with Magnetic Strip	098173-1	1	
25	Magnetic Strip MB320 (1m)	096014-1	1	
26	Bar, Magnetic Strip	098173	1	
27	Bolt, M5 x 12-5.8 Hex Head Full Thread Zinc	F81000-5	2	
28	Washer, 5.3 Flat Zinc	F81052-1	2	
	BRACKET, SENSOR COMPLETE	100620	1	
29	Bracket, Sensor	100599-1	1	
30	Bracket, Sensor	100619-1	1	
31	Bolt, M6x20-8.8 Hex Head Full Thread Zinc	F81001-2	2	
32	Washer, Z6.1 Split Lock Zinc	F81053-3	2	
33	Washer, 6.5 Flat Zinc	F81053-11	2	
34	Bolt, M5 X 12-5.8 Hex Head Full Thread Zinc	F81000-5	2	
35	Washer, 5.1 Split Lock Zinc	F81052-2	2	
36	Washer, 5.3 Flat Zinc	F81052-1	2	
	DECAL KIT, METRIC SCALE	K12064	1	
	Decal, Metric	S11711	1	
	Decal, Metric 16-40mm	P12040-1	1	
	Decal, Metric 45-63mm	P12040-2	1	
37	Washer, 6,2x20x4,5 Special	503098	1	

6.3 Up/Down Chain & Sprockets

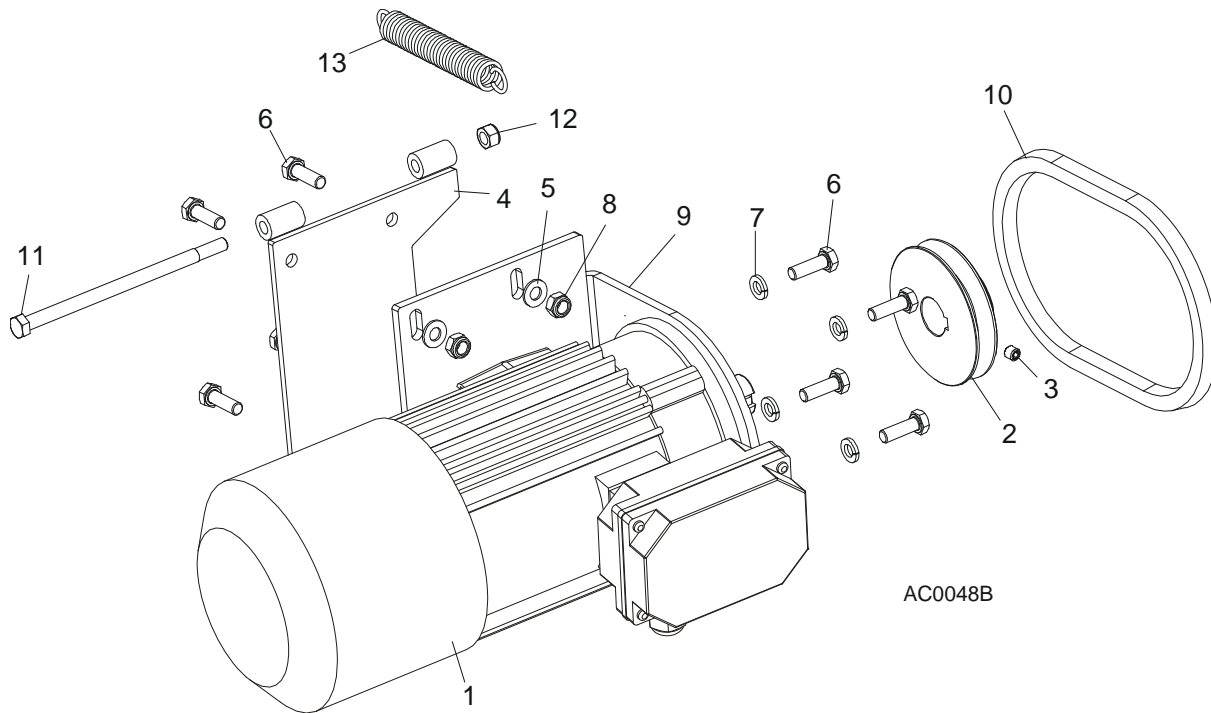


3H0654-1C

REF.	DESCRIPTION (◆ Indicates Parts Available In Assemblies Only)	PART #	QTY
	SPROCKET KIT, UP/DOWN IDLER #50-2	016020	1
1	Sprocket, Up/Down Idler '98	016019	2
2	Washer, Sprocket Spacer	095927-1	4
	Instruction Sheet, Up/Down Idler Retrofit	016020-541	1
3	BOLT, 5/8-11 X 5" HEX HEAD GRADE 2	F05009-6	2
4	NUT, 5/8-11 HEX NYLON LOCK	F05010-34	2
	CHAIN, IWIS 10B-2 - COMPLETE	518534	1

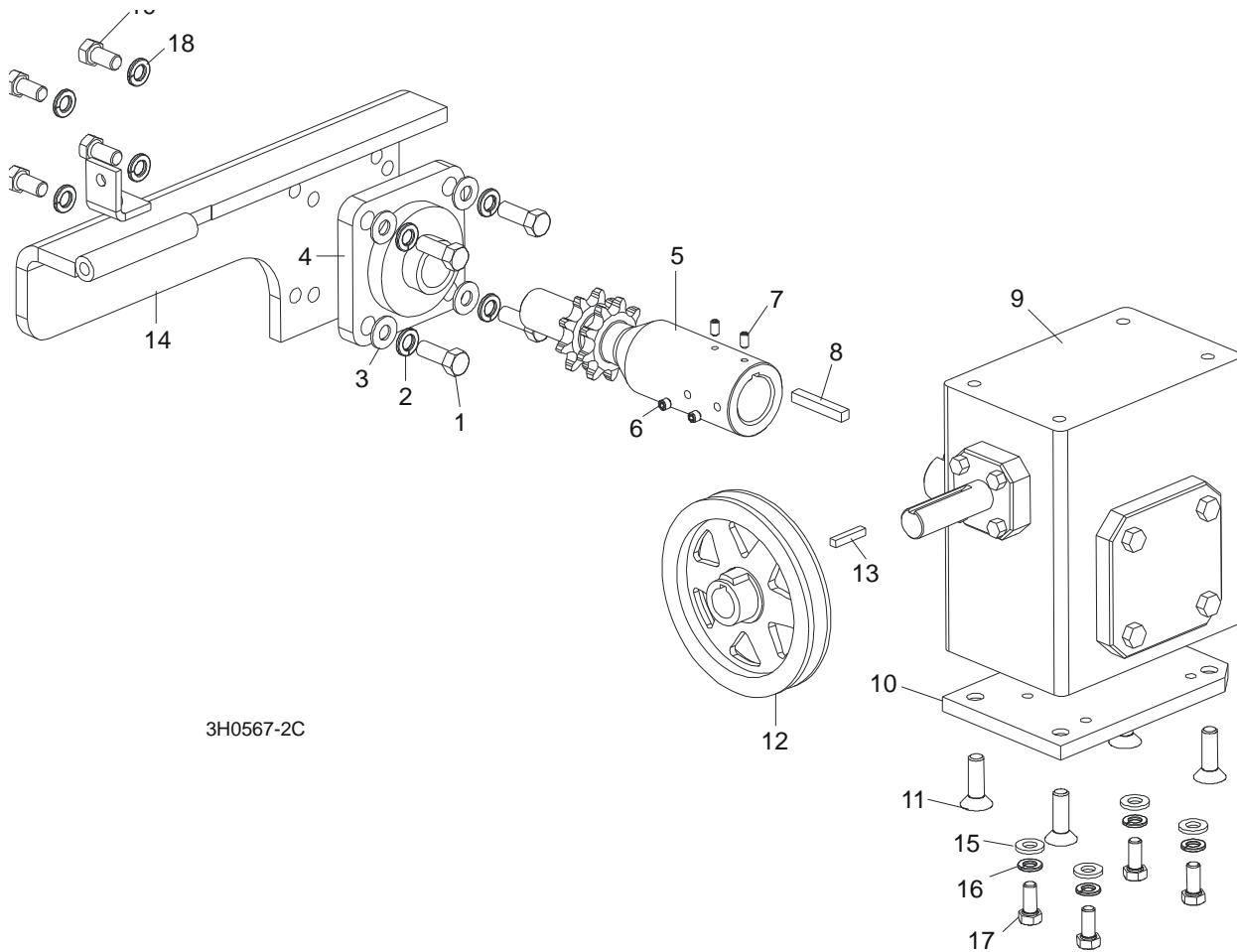
5	CHAIN, IWIS 10B-2-121 LINKS, DIN 8187-1	518535	1	
6	LINK, 10B-2, DIN 8187-1 MASTER	518536	1	
	TENSIONER ASSEMBLY, UP/DOWN CHAIN	094283	1	
7	Bracket, Up/Down Chain Tensioner	094281-1	1	◆
8	Washer, 13 Flat Zinc	F81056-1	3	
9	Nut, M12-8-B Hex Zinc	F81034-1	1	
10	Spring, 14x30x3.2	090797	1	
11	Nut, M12-8 Hex Nylon Zinc Lock	F81034-2	1	
12	PLATE SPROCKET U/D	507026-1	1	
13	BOLT, M8X25-8.8-B HEX HEAD FULL THREAD ZINC	F81002-5	2	
14	WASHER, 8.4 FLAT ZINC	F81054-1	4	
15	NUT, M8-8-B HEX NYLON LOCK ZINC	F81032-2	2	

6.4 Up/Down Motor Assembly, LT40 Series AH



REF.	DESCRIPTION (◆ Indicates Parts Available In Assemblies Only)	PART #	QTY
	MOTOR ASSEMBLY, LT40AC UP/DOWN	093023	1
1	Motor, SKh90-4S2 HPS 1.1kW 1380 r.p.m. 400V (w/Brake)	098901	1
	Brake, H2SP-90.30 180V LT40 UP/DOWN	083830	1
2	Pulley, AC Up/Down Motor Painted	086378-1	1
3	Screw, M8 x 8-33H Hex Socket Set Flat Point Zinc	F81014-1	1
4	Bracket Weldment, Up/Down Motor	095738-1	1
5	Washer, 8.4 Flat Zinc	F81054-1	4
6	Bolt, M8 x 25-8.8-B Hex Head Full Thread Zinc	F81002-4	8
7	Washer, 8.2 Split Lock Zinc	F81054-4	4
8	Nut, M8 8 B Hex Nylon Zinc Lock	F81032-2	4
9	Bracket, AC Up/Down Motor Mount	086376-1	1
10	BELT, AX23	015257	1
11	BOLT, M8X160-8.8-B HEX HEAD ZINC	F81002-22	1
12	NUT, M8-8-B NYLON LOCK HEX ZINC	F81032-2	1
13	SPRING, 3/4x 5x.095 EXTENSION	015569	1

6.5 Up/Down Drive Assembly

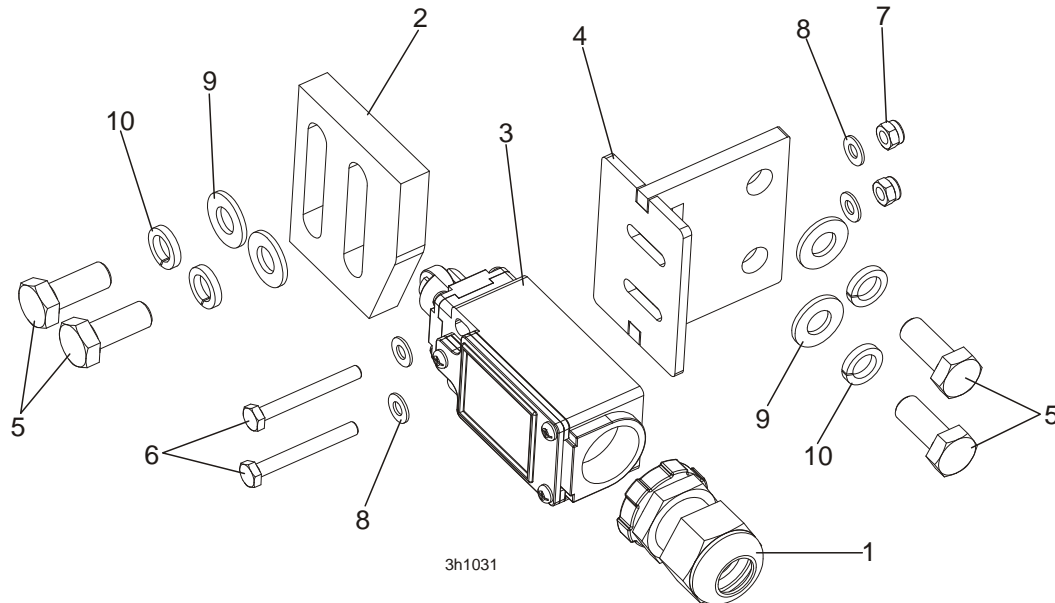


3H0567-2C

REF.	DESCRIPTION (◆ Indicates Parts Available In Assemblies Only)	PART #	QTY
	UP/DOWN DRIVE ASSEMBLY	092817	1
1	Bolt, 3/8-16 x 1" Hex Head	F05007-7	4
2	Washer, 10.2 Split Lock Zinc	F81055-2	4
3	Washer, 10.5 Flat Zinc	F81055-1	4
4	Bearing, Flanged Up/Down	014090	1
5	Shaft, Up/Down Sprocket	092816-1	1
6	Screw, M8 x 8-33H Hex Socket Set w/Flat Point	F81014-1	2
7	Key, 1/4" Square x 1 11/16" Long	S04124	1
8	Spacer, Up/Down Shaft	016032	1
9	Reducer, Gear Box	518041	1
10	Plate, Gear Box Spacer	095894-1	1
11	Bolt, 3/8-16 x 1" Flat Socket Head	F05007-110	4
12	Pulley, Up/Down	015256	1
13	Key, 3/16" Square x 1" Long	S31027	1
14	Bracket Wldmt, Up/Down Bearing	095893-1	1
15	WASHER, 8.4 FLAT ZINC	F81054-1	4
16	WASHER, 8.2 SPLIT LOCK ZINC	F81054-4	4

17	BOLT, 5/16-18 X 1" HEX HEAD	F05006-5	4	
18	WASHER, 10.2 SPLIT LOCK ZINC	F81055-2	4	
19	BOLT, 3/8-16 X 3/4" HEX HEAD	F05007-27	4	
	OIL, 8 OZ. MOBIL SHC634 BOTTLED SYNTHETIC GEAR	L04869-4	1	

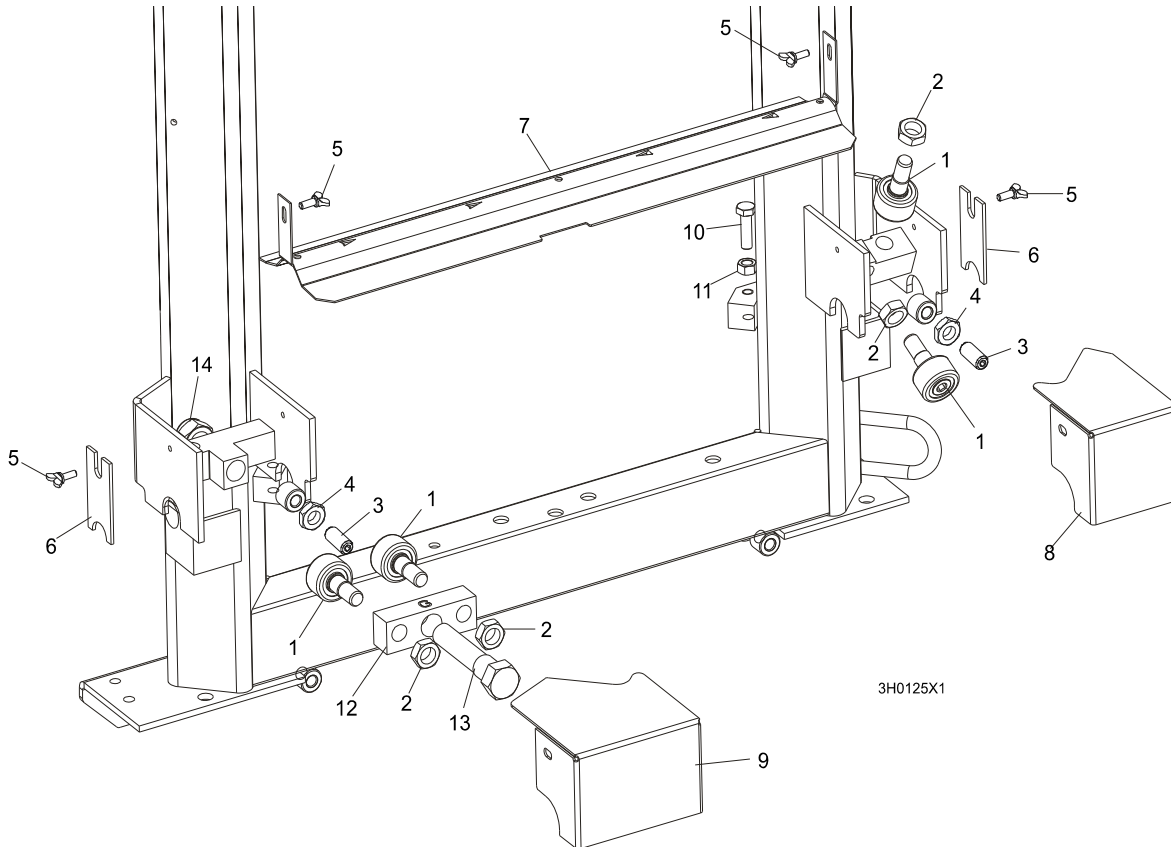
6.6 Safety Switches



REF.	DESCRIPTION (◆ Indicates Parts Available In Assemblies Only)	PART #	QTY	
	KIT, LT40 UP/DOWN LOWER SAFETY SWITCH	504038	1	
1	GLAND, SKINTOP ST PG 13.5 GREYCABLE	086524	1	
2	CAM, LIMIT SWITCH	094229-1	1	
3	SWITCH, GLCB01C LIMIT	100910	1	
4	BRACKET, LT40 LOWER SAFETY SWITCH	504035-1	1	
5	BOLT, M8x20-8.8-B HEX HEAD FULL THREAD	F81002-4	4	
6	BOLT, M4x35-8.8 HEX HEAD FULL THREAD ZINC	F81011-7	2	
7	NUT, M4-B HEX NYLON ZINC LOCK	F81029-1	2	
8	WASHER, 4.3 FLAT ZINC	F81051-2	4	
9	WASHER, 8.4 FLAT ZINC	F81054-1	4	
10	WASHER, 8.2 SPLIT LOCK ZINC	F81054-4	4	

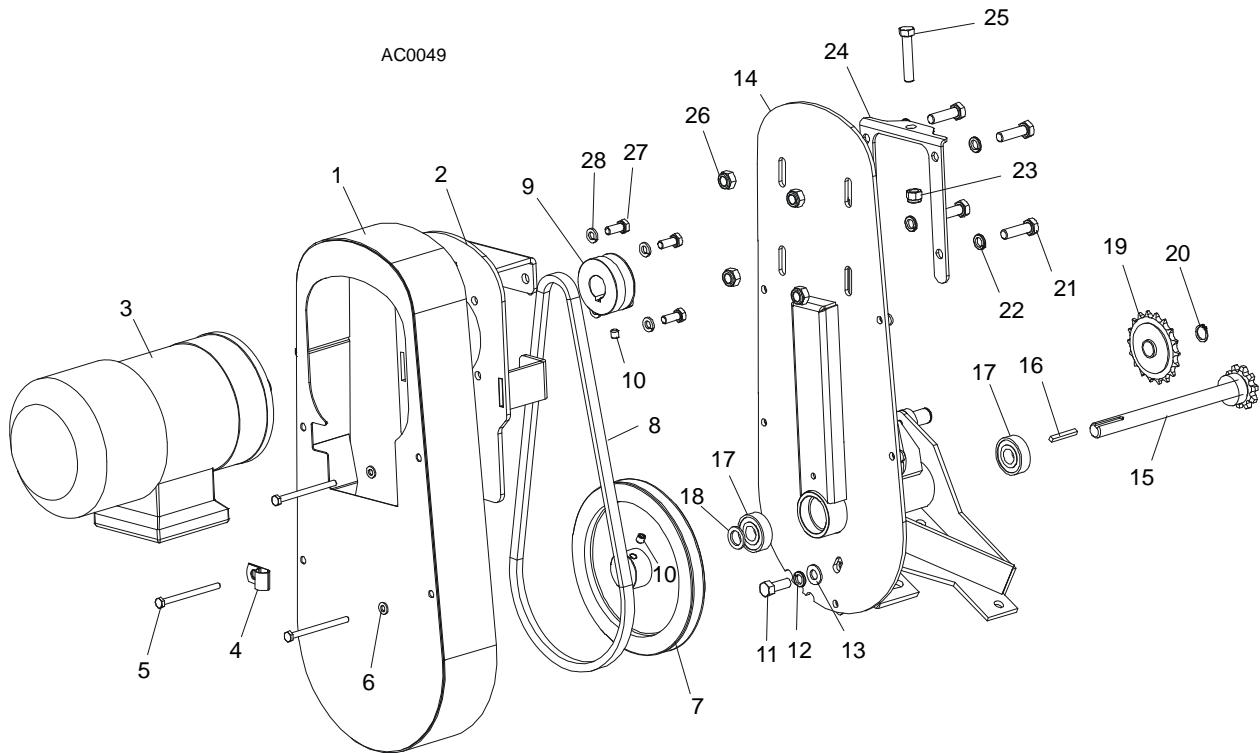
SECTION 7 POWER FEED & TRACK ROLLERS

7.1 Upper Track Rollers And Wipers



REF.	DESCRIPTION (◆ Indicates Parts Available In Assemblies Only)	PART #	QTY
1	ROLLER, TRACK CAM BEARING	P12843	4
2	NUT, 5/8-18 HEX JAM	F05010-11	4
3	SCREW, M12 X 30 OVAL POINT SET	F81004-14	2
4	NUT, M12-8-B HEX ZINC	F81034-1	2
5	SCREW, M6 X 16 THUMB	F81001-16	4
6	WIPER, PLASTIC TRACK	M04113	2
7	COVER, LT40/70 MIDDLE TRACK - SERVICE	522292-S	1
	Cover, LT40/70 Middle Track	522292-1	1
	Strip, 3/16 X 2 X 23 Felt	S09915	1
8	HOUSING, UPPER TRACK ROLLER REAR	086913-1	1
9	HOUSING, UPPER TRACK ROLLER FRONT	086914-1	1
10	BOLT, M10 X 35-8.8 HEX HEAD FULL THREAD ZINC	F81003-17	2
11	NUT, M10-8-B HEX ZINC	F81033-3	2
12	BRACKET, UPPER TRACK ROLLER	086859-1	1
13	BOLT, HEX HEAD	086911	1
14	NUT, M20-8-A HEX NYLON ZINC LOCK	F81037-2	1

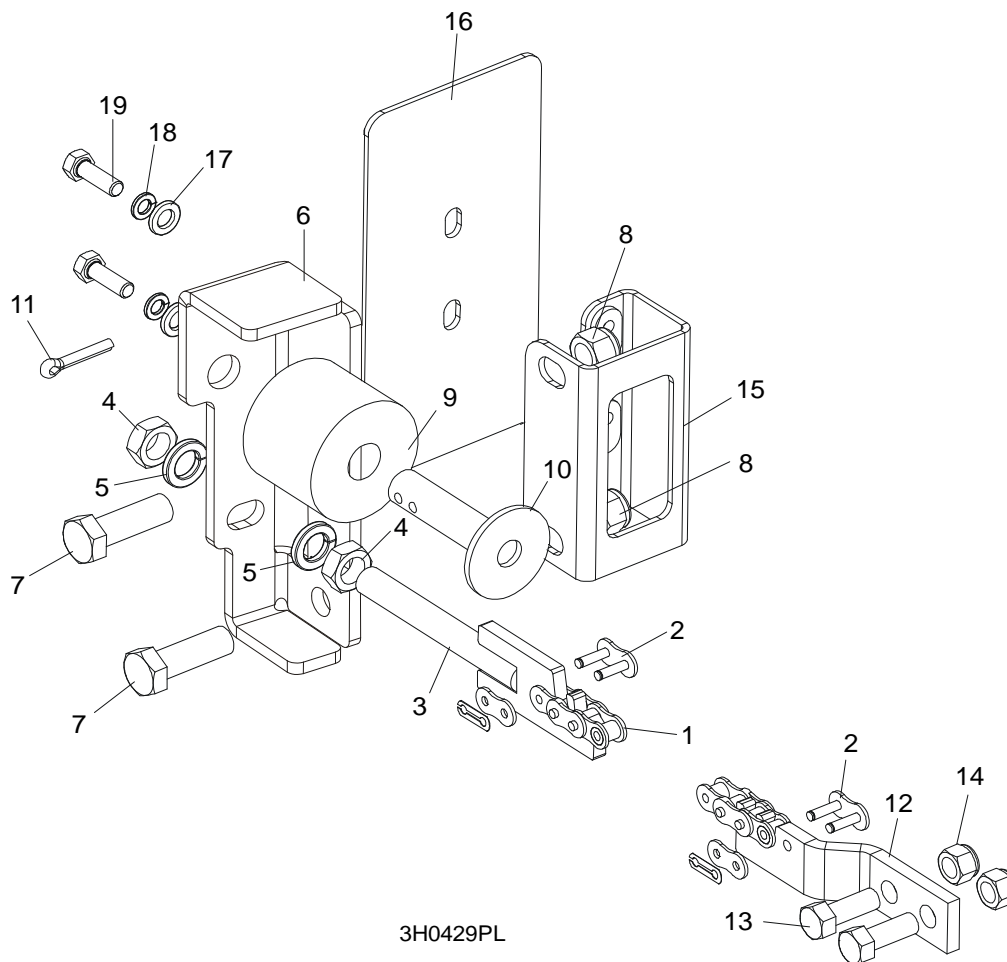
7.2 Power Feed Assembly, LT40 Series AH



REF.	DESCRIPTION (◆ Indicates Parts Available In Assemblies Only)	PART #	QTY
	POWER FEED ASSEMBLY, AC SUPER	086522	1
1	Cover Weldment, Top Power Feed	514732-1	1
2	Plate, Power Feed Motor	086390	1
3	Motor, 1100 W Power Feed Painted, AC Super	086530	1
4	Clamp, 1/2" EMT Coated	P07584	1
5	Bolt, M6 x 80 5.8 Hex Head Full Thread Zinc	F81001-61	4
6	Washer, 6.4 Flat Zinc	F81053-1	4
7	Sheave, Power Feed	086410-1	1
8	Belt, Power Feed	086532	1
9	Sheave, Feed Motor	086388-1	1
10	Screw, M8 X 8-33H Hex Socket Set Flat Point Zinc	F81014-1	2
11	Bolt, 3/8-16 x 1" Hex Head	F05007-7	1
12	Washer, 3/8" Split Lock	F05011-4	5
13	Washer, 3/8" Flat	F05011-3	5
14	Bracket, Power Feed Mount	015162	1
15	Shaft Weldment, Power Feed	015129	1
16	Key, 3/16" Square x 1 3/8" Long	016108	1
17	Bearing, 6203-2RSP6-5/8 CX	095087	2
18	Washer, 5/8" x 15/16" x .094" Nylon	F05011-19	1
19	Sprocket, 40 Idler 18T 5/8" ID	P04333	1
20	Ring, Z15	F81090-2	1
21	Bolt, M10x35-8.8Hex Head Full Thread Zinc	F81003-17	4

22	Washer, 10.2 Split Lock Zinc	F81055-2	1	◆
23	Nut, 3/8-16 Hex Nylon Lock	F05010-10	1	
24	Bracket, Power Feed Mount	015162-1	1	
25	Bolt, 3/8-16 x 2" Hex Head Full Thread Zinc	F05007-16	1	
26	Nut, M10-8-B Hex Nylon Zinc Lock	F81033-1	1	
27	Bolt, M8x20-8.8-B Hex Head Full Thread Zinc	F81002-4	4	
28	Washer, 8.2 Split Lock Zinc	F81054-4	4	

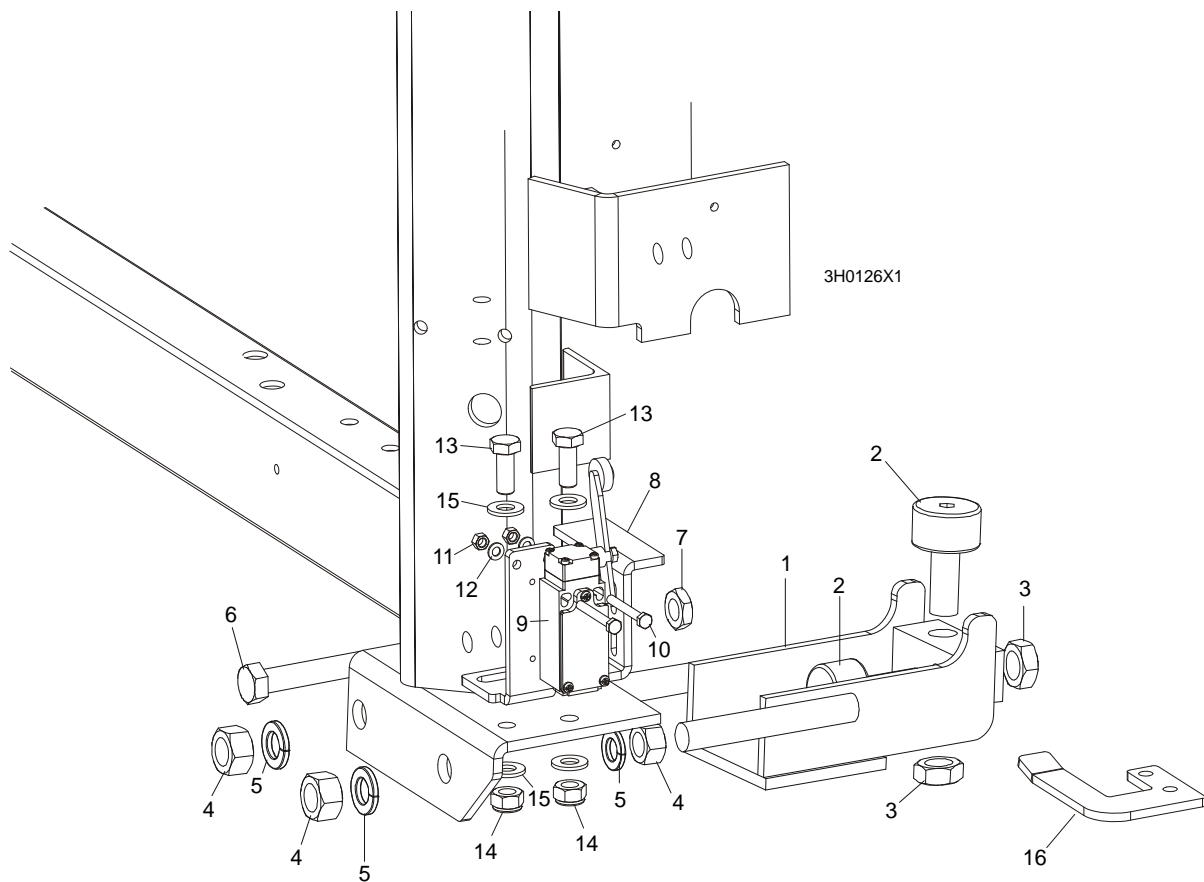
7.3 Feed Chain/Stop



REF.	DESCRIPTION (◆ Indicates Parts Available In Assemblies Only)	PART #	QTY
	CHAIN KIT, LT40S FEED	K10408	1
	CHAIN KIT, LT40M FEED	K10410	1
1	Chain, #40 X 215" LT40S Feed	014744	1
	Chain, #40 X 267.5" LT40M Feed	014745	1
	Chain, 0.9M #40 35.5" LT40M-L0,9	521579	1
2	Link, #40 Master	P04200	2
3	Tensioner Weldment, Power Feed Chain	086818-1	1
4	Nut, M12-5 Hex	F81034-4	2
5	Washer, Z12.2 Split Lock Zinc	F81056-2	2
6	BRACKET, FEED CHAIN REAR MOUNT	087628-1	1
7	BOLT, M12 X 40 8.8 HEX HEAD FULL THREAD ZINC	F81004-4	2
8	NUT, M12-8 HEX NYLON ZINC LOCK	F81034-2	2
	STOP KIT, RUBBER CARRIAGE	K09630	2
9	Stop, Rubber Carriage	P12165	1
10	Pin, Rubber Carriage Stop	W09293	1
11	Pin, 3/16" X 1" Cotter	F05012-21	1
12	BRACKET, FRONT FEED CHAIN MOUNT	095733-1	1
13	BOLT, 3/8-16 X 1" HEX HEAD	F05007-7	2

14	NUT, 3/8-16 HEX NYLON LOCK	F05010-10	2	
15	BRACKET WELDMENT, REAR MAIN TUBE COVER MOUNT	087105-1	1	
16	COVER, REAR MAIN TUBE	015023	1	
17	WASHER, 8.4 FLAT ZINC	F81054-1	2	
18	WASHER, 8.2 SPLIT LOCK ZINC	F81054-4	2	
19	BOLT, 5/16-18 X 1" HEX HEAD	F05006-1	2	

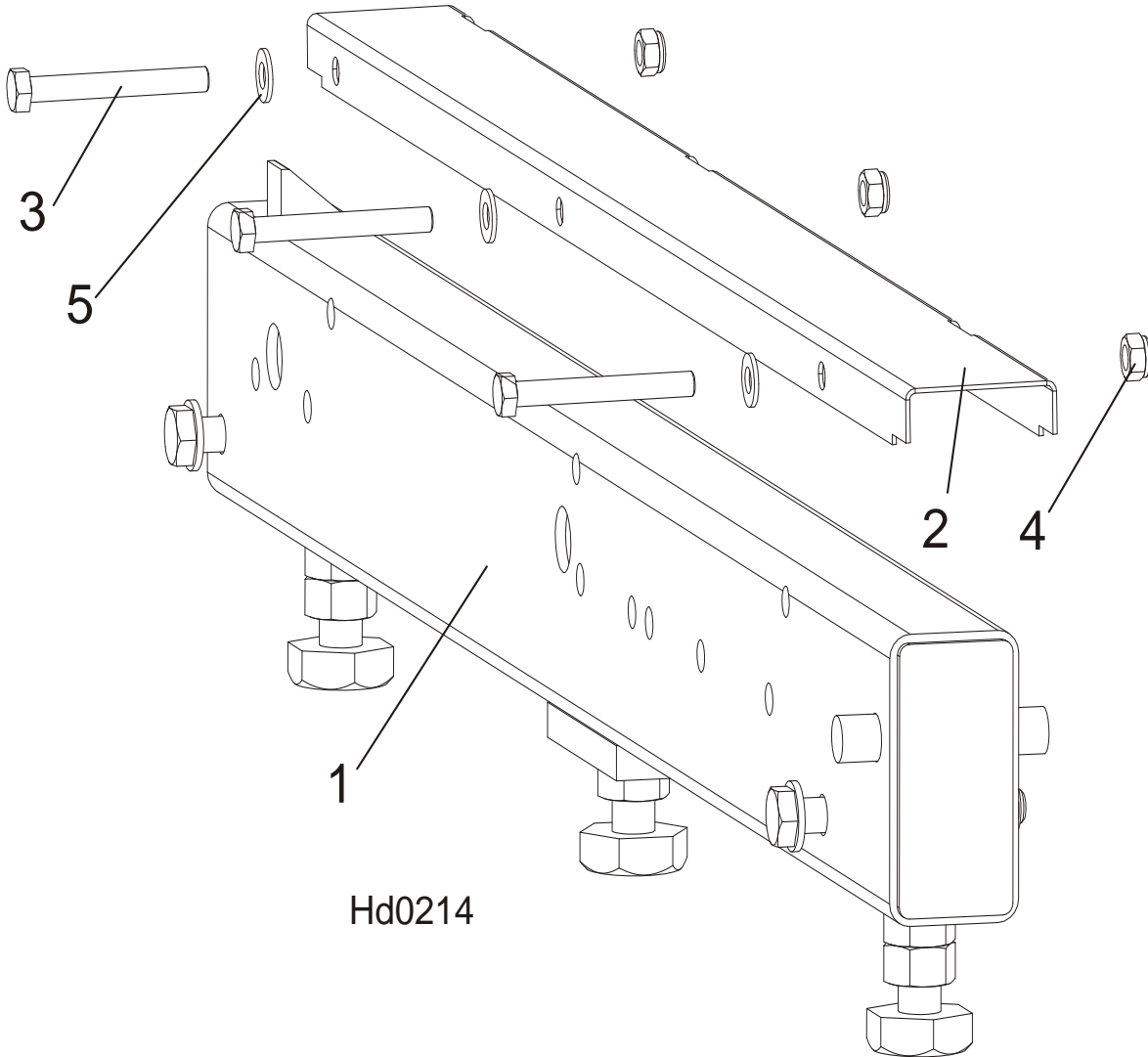
7.4 Lower Track Rollers



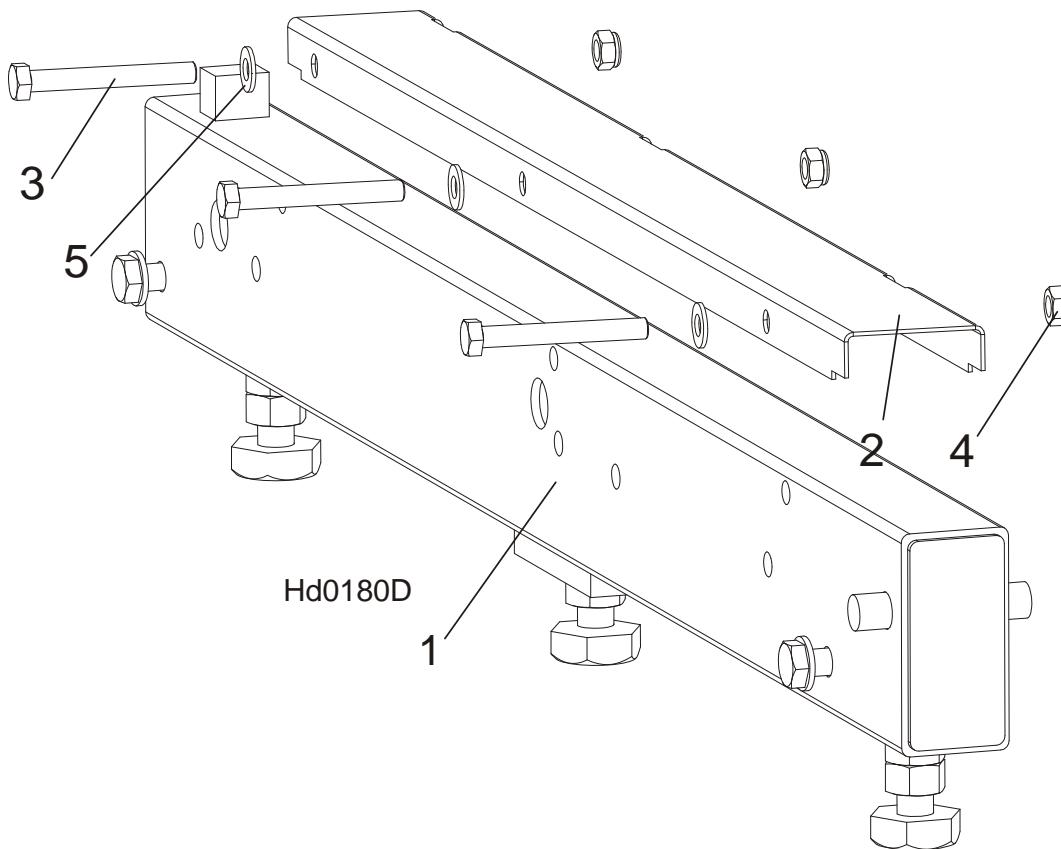
REF.	DESCRIPTION (◆ Indicates Parts Available In Assemblies Only)	PART #	QTY
	ROLLER ASSEMBLY, LOWER TRACK	098741	2
1	Bracket, Lower Track Roller Mounting	098740-1	1
2	Roller, Track Cam Bearing (McGill)	012797	2
3	Nut, 5/8-18 Hex Jam	F05010-11	2
4	Nut, M16-5.8 Hex Zinc	F81036-1	4
5	Washer, 16.3 Split Lock Zinc	F81058-2	4
6	BOLT, M12 X 55-8.8 HEX HEAD ZINC	F81004-12	2
7	NUT, M12-8-B HEX ZINC	F81034-1	2
8	BRACKET, POWER SUPPLY STRIP AND LIMIT SWITCH	086380-1	1
9	SWITCH, GLCB01A2B LIMIT	086469	1
10	BOLT, M5 X 40 8.8 HEX HEAD	F810000-11	2
11	NUT, M5-8 HEX ZINC	F81030-1	2
12	WASHER, 5.3 FLAT ZINC	F81052-1	2
13	BOLT, M10 X 25 8.8 HEX HEAD FULL THREAD ZINC	F81003-11	2
14	NUT, M10-8-B HEX NYLON ZINC LOCK	F81033-1	2
15	WASHER, 10.5 FLAT ZINC	F81055-1	2
16	BRACKET, LIMIT SWITCH	091852-1	1

SECTION 8 BED FRAME ASSEMBLY

8.1 Bed Rail Assembly, Front (S/M Type Frame)

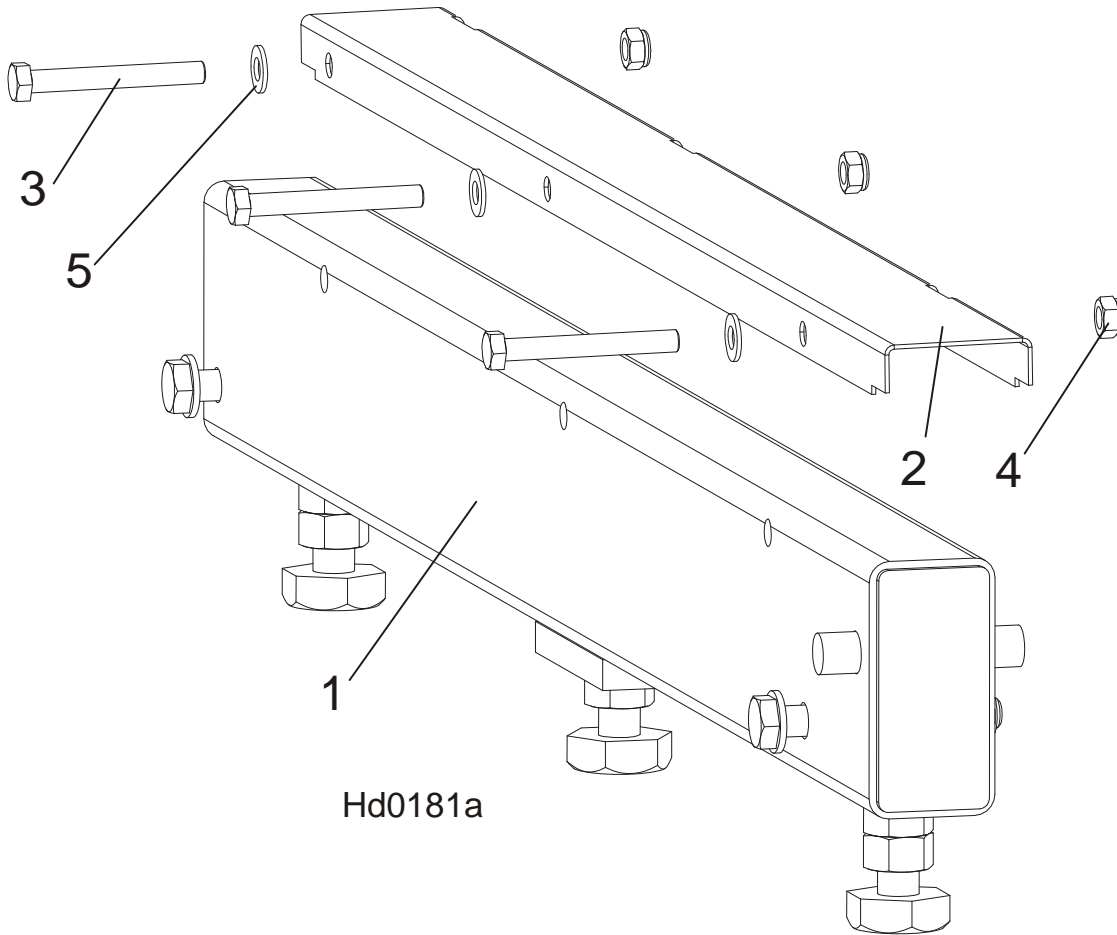


REF.	DESCRIPTION (◆ indicates parts available in assemblies only)	PART #	QTY	
1	RAIL, DRIVE ROLLER BED Ñ ("M" FRAME)	100676	1	
2	COVER, BED RAIL	099124	1	
3	BOLT, M8 X 65MM,HH,GRADE 5.8, ZINC	F81002-3	3	
4	NUT, M8-8-B HEX NYLON ZINC LOCK	F81032-2	3	
5	WASHER, 8.4 FLAT ZINC	F81054-1	3	

8.2 Bed Rail Assembly, Rear (S/M Type Frame)

REF	DESCRIPTION (◆ indicates parts available in assemblies only)	PART #	QTY
1	TUBE, BED RAIL (1)	091555	1
2	COVER, BED RAIL	099124	1
3	BOLT, M8 X 65MM,HH,GRADE 5.8, ZINC	F81002-3	3
4	NUT, M8-8-B HEX NYLON ZINC LOCK	F81032-2	3
5	WASHER, 8.4 FLAT ZINC	F81054-1	3

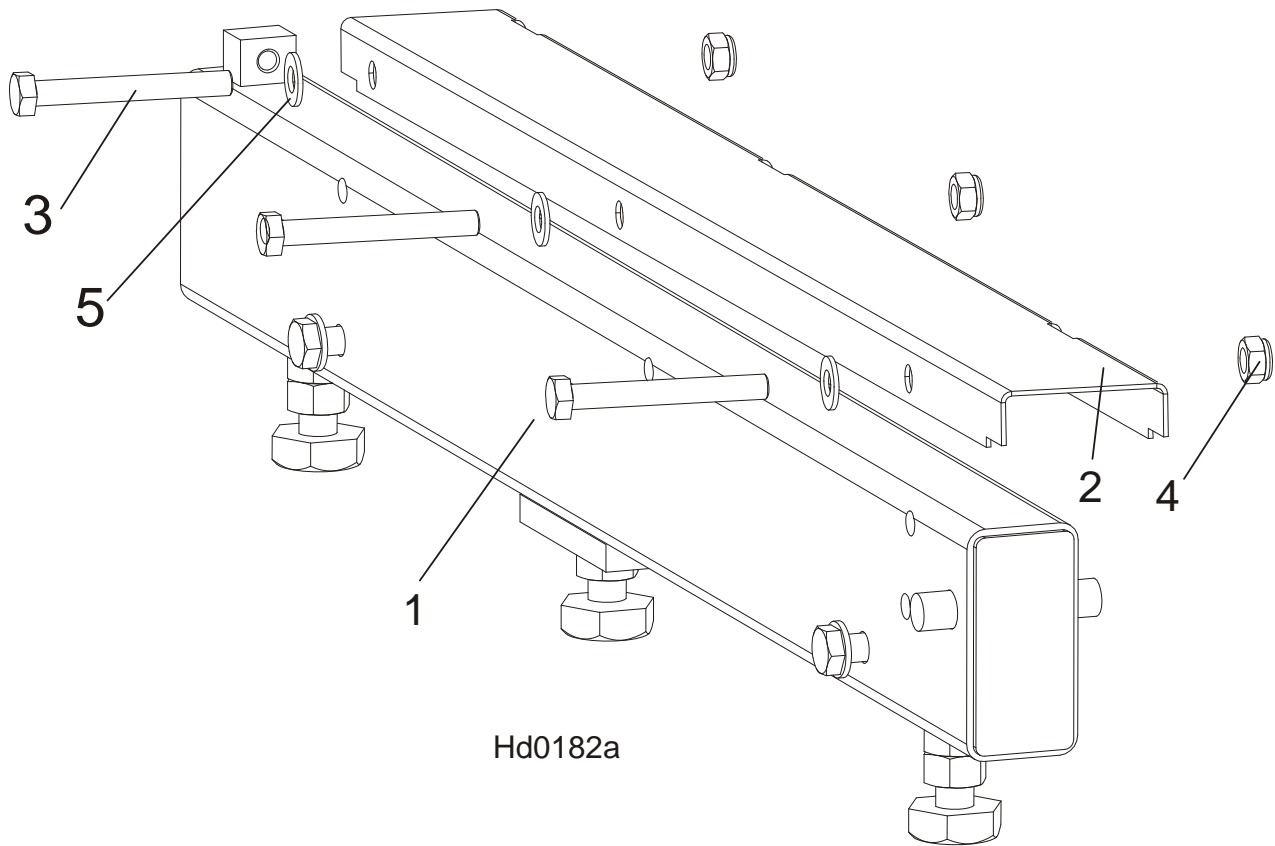
8.3 Bed Rail Assembly, Front Middle (S/M Type Frame)



Hd0181a

REF	DESCRIPTION (◆ indicates parts available in assemblies only)	PART #	QTY
1	TUBE, BED RAIL (2)	091556	1
2	COVER, BED RAIL	099124	1
3	BOLT, M8 X 65MM,HH,GRADE 5.8, ZINC	F81002-3	3
4	NUT, M8-8-B HEX NYLON ZINC LOCK	F81032-2	3
5	WASHER, 8.4 FLAT ZINC	F81054-1	3

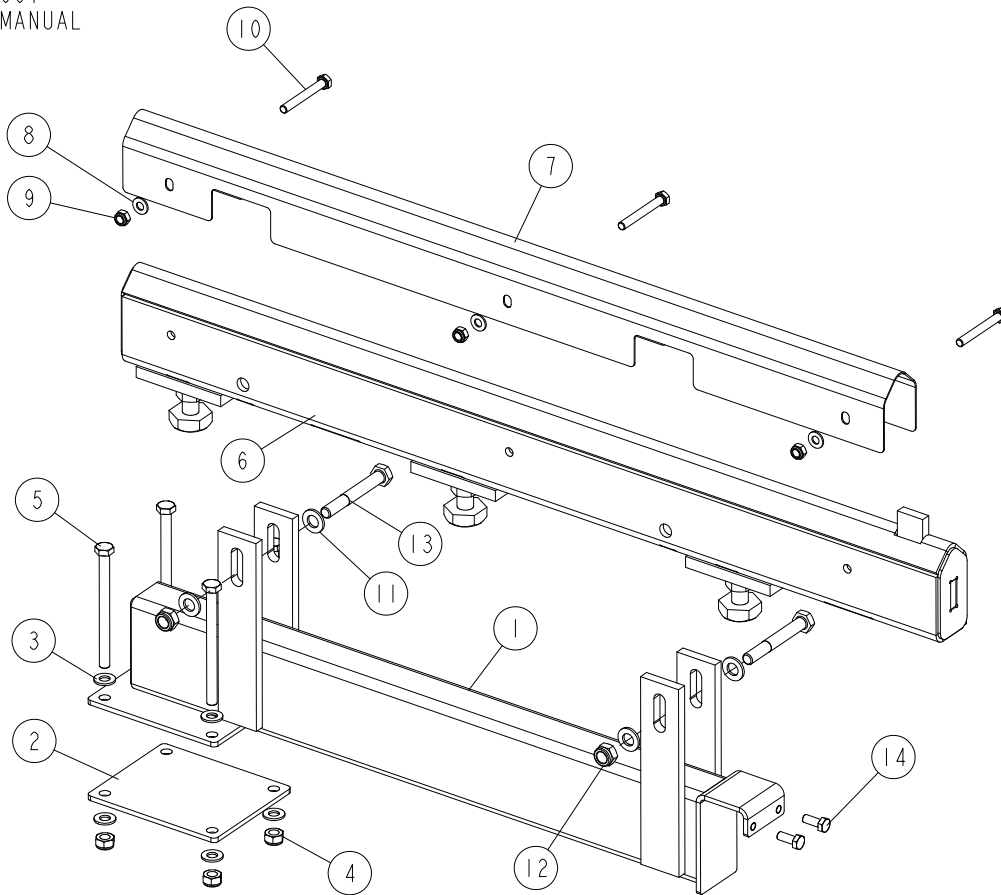
8.4 Bed Rail Assembly, Rear Middle



REF	DESCRIPTION (◆ indicates parts available in assemblies only)	PART #	QTY	
1	TUBE, BED RAIL (3)	091557	1	
2	COVER, BED RAIL	099124	1	
3	BOLT, M8 X 65MM,HH,GRADE 5.8, ZINC	F81002-3	3	
4	NUT, M8-8-B HEX NYLON ZINC LOCK	F81032-2	3	
5	WASHER, 8.4 FLAT ZINC	F81054-1	3	

8.5 Additional Angled Bed Rail (Long)

545592_001
545592_MANUAL



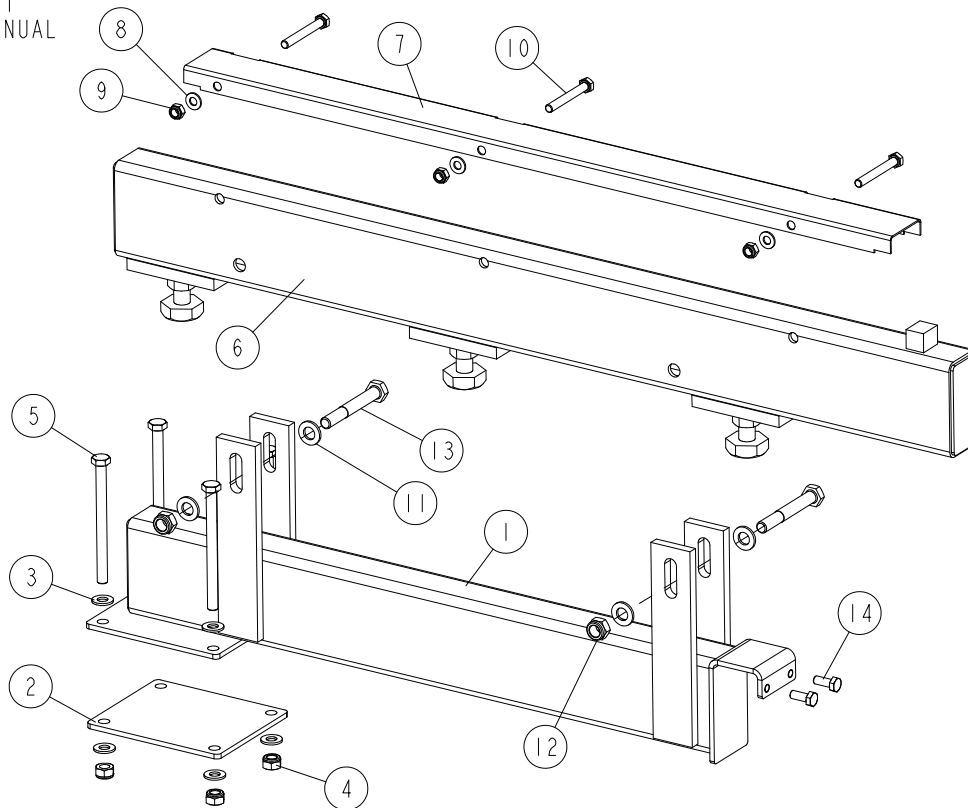
REF	DESCRIPTION (◆ indicates parts available in assemblies only)	PART #	QTY
-	ADDITIONAL ANGLED BED RAIL (LONG) - COMPLETE	545592	1
1	SUPPORT, ADDITIONAL BED RAIL	545591-1	1
2	PLATE, MOUNT	087055-1	1
3	WASHER, 10.5 FLAT ZINC	F81055-1	8
4	NUT, M10-8-B HEX NYLON ZINC LOCK	F81033-1	4
5	BOLT, M10X125-8.8 HEX HEAD ZINC	F81003-18	4
6	TUBE, ADDITIONAL BED RAIL	545589-1	1
7	COVER, ADDITIONAL BED RAIL	545594	1
8	WASHER, 8.4 FLAT ZINC	F81054-1	3
9	NUT, M8-8-B HEX NYLON ZINC LOCK	F81032-2	3
10	BOLT, M8 X 65 8.8 HEX HEAD FULL THREAD ZINC	F81002-9	3
11	WASHER, 13 FLAT ZINC	F81056-1	4
12	NUT, M12-8 HEX NYLON ZINC LOCK	F81034-2	2
13	BOLT, M12X90-8.8 HEX HEAD ZINC	F81004-2	2
14	BOLT, M8X20-8.8-B HEX HEAD FULL THREAD ZINC	F81002-4	2

8 Bed Frame Assembly

Additional Flat Bed Rail (Long)

8.6 Additional Flat Bed Rail (Long)

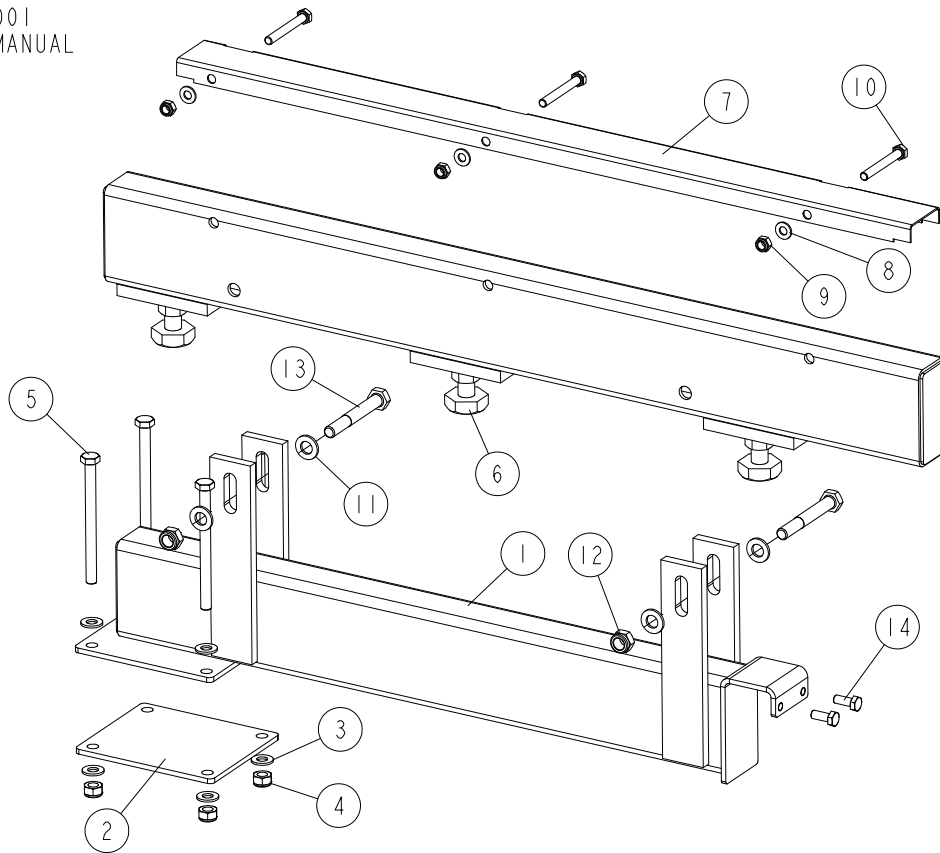
545597_001
545597_MANUAL



REF	DESCRIPTION (◆ indicates parts available in assemblies only)	PART #	QTY
-	ADDITIONAL FLAT BED RAIL (LONG) - COMPLETE	545597	1
1	SUPPORT, ADDITIONAL BED RAIL	545591-1	1
2	PLATE, MOUNT	087055-1	1
3	WASHER, 10.5 FLAT ZINC	F81055-1	8
4	NUT, M10-8-B HEX NYLON ZINC LOCK	F81033-1	4
5	BOLT, M10X125-8.8 HEX HEAD ZINC	F81003-18	4
6	TUBE, ADDITIONAL BED RAIL	545595-1	1
7	COVER, BED RAIL	099124	1
8	WASHER, 8.4 FLAT ZINC	F81054-1	3
9	NUT, M8-8-B HEX NYLON ZINC LOCK	F81032-2	3
10	BOLT, M8 X 65 8.8 HEX HEAD FULL THREAD ZINC	F81002-9	3
11	WASHER, 13 FLAT ZINC	F81056-1	4
12	NUT, M12-8 HEX NYLON ZINC LOCK	F81034-2	2
13	BOLT, M12X90-8.8 HEX HEAD ZINC	F81004-2	2
14	BOLT, M8X20-8.8-B HEX HEAD FULL THREAD ZINC	F81002-4	2

8.7 Additional Flat Bed Rail (Short) Additional Angled Bed Rail (Short)

545645_001
545645_MANUAL



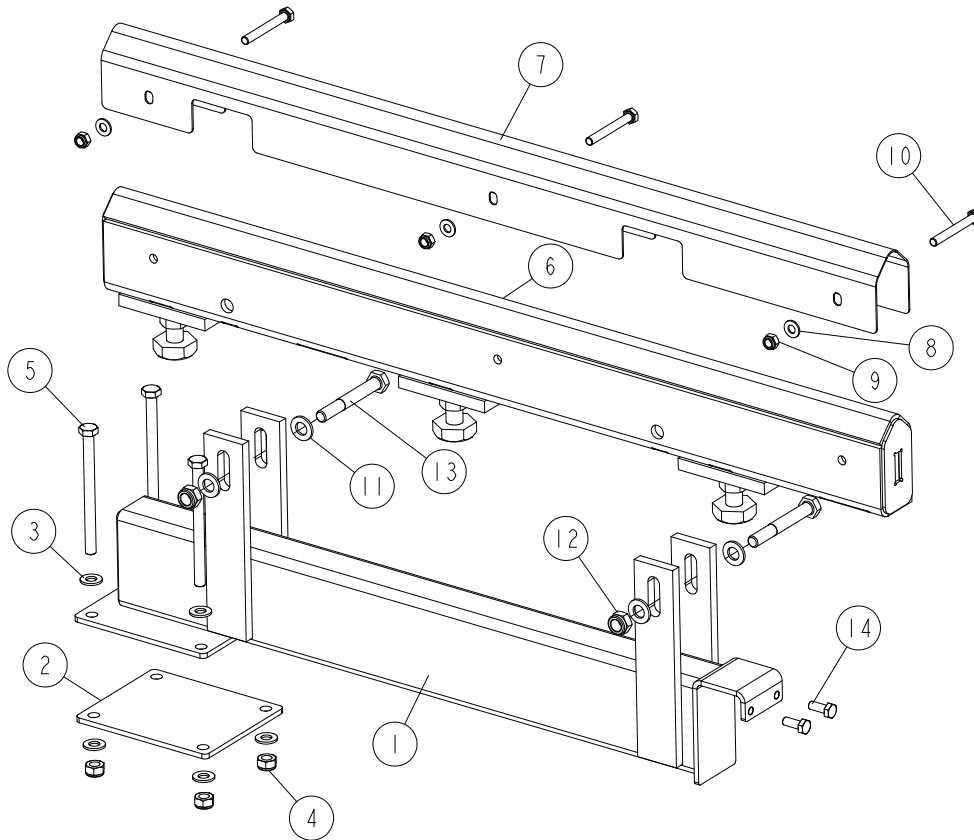
REF	DESCRIPTION (◆ indicates parts available in assemblies only)	PART #	QTY
-	ADDITIONAL FLAT BED RAIL (SHORT) - COMPLETE	545645	1
1	SUPPORT, ADDITIONAL BED RAIL	545591-1	1
2	PLATE, MOUNT	087055-1	1
3	WASHER, 10.5 FLAT ZINC	F81055-1	8
4	NUT, M10-8-B HEX NYLON ZINC LOCK	F81033-1	4
5	BOLT, M10X125-8.8 HEX HEAD ZINC	F81003-18	4
6	TUBE, ADDITIONAL BED RAIL	545643-1	1
7	COVER, BED RAIL	099124	1
8	WASHER, 8.4 FLAT ZINC	F81054-1	3
9	NUT, M8-8-B HEX NYLON ZINC LOCK	F81032-2	3
10	BOLT, M8 X 65 8.8 HEX HEAD FULL THREAD ZINC	F81002-9	3
11	WASHER, 13 FLAT ZINC	F81056-1	4
12	NUT, M12-8 HEX NYLON ZINC LOCK	F81034-2	2
13	BOLT, M12X90-8.8 HEX HEAD ZINC	F81004-2	2
14	BOLT, M8X20-8.8-B HEX HEAD FULL THREAD ZINC	F81002-4	2

8

Bed Frame Assembly

Additional Flat Bed Rail (Short) Additional Angled Bed Rail (Short)

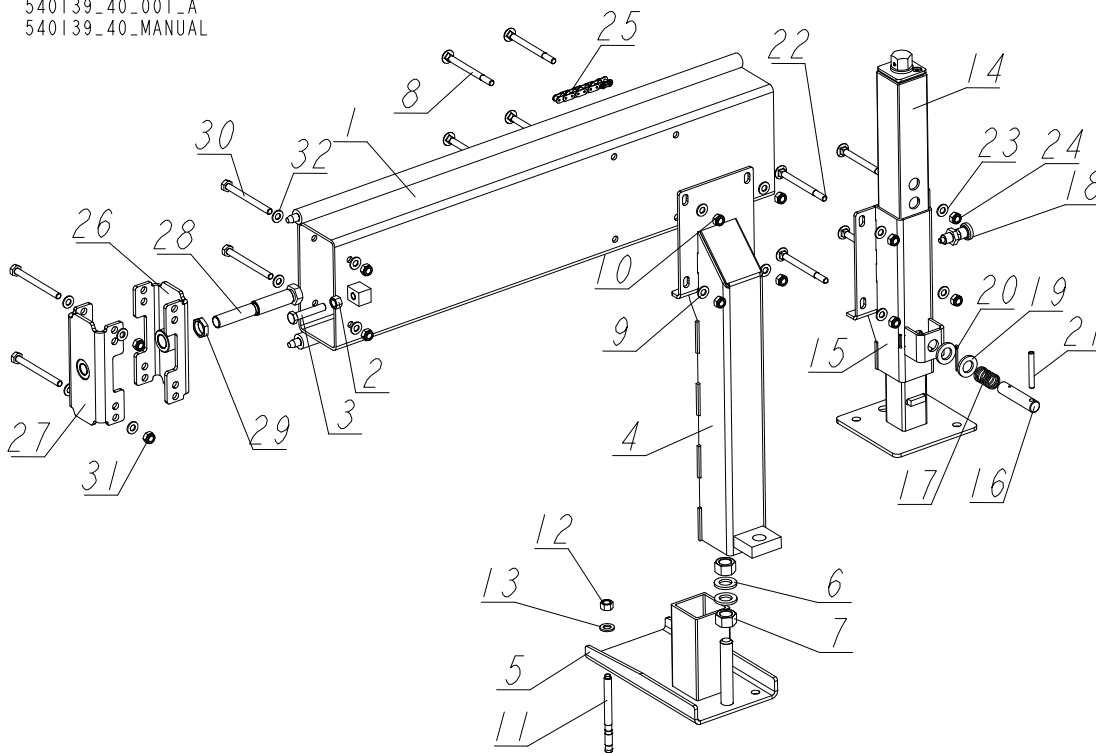
545632_001
545632_MANUAL



REF	DESCRIPTION (◆ indicates parts available in assemblies only)	PART #	QTY
-	ADDITIONAL ANGLED BED RAIL (SHORT) - COMPLETE	545632	1
1	SUPPORT, ADDITIONAL BED RAIL	545591-1	1
2	PLATE, MOUNT	087055-1	1
3	WASHER, 10.5 FLAT ZINC	F81055-1	8
4	NUT, M10-8-B HEX NYLON ZINC LOCK	F81033-1	4
5	BOLT, M10X125-8.8 HEX HEAD ZINC	F81003-18	4
6	TUBE, ADDITIONAL BED RAIL	545630-1	1
7	COVER, ADDITIONAL BED RAIL	545594	1
8	WASHER, 8.4 FLAT ZINC	F81054-1	3
9	NUT, M8-8-B HEX NYLON ZINC LOCK	F81032-2	3
10	BOLT, M8 X 65 8.8 HEX HEAD FULL THREAD ZINC	F81002-9	3
11	WASHER, 13 FLAT ZINC	F81056-1	4
12	NUT, M12-8 HEX NYLON ZINC LOCK	F81034-2	2
13	BOLT, M12X90-8.8 HEX HEAD ZINC	F81004-2	2
14	BOLT, M8X20-8.8-B HEX HEAD FULL THREAD ZINC	F81002-4	2

8.8 Bed Extension LT40 (0.9m) - Complete

540139_40_001_A
540139_40_MANUAL



REF	DESCRIPTION (u indicates parts available in assemblies only)	PART #	QTY
-	EXTENSION, BED LT40 (0.9m)- COMPLETE	540139-40	1
1	TUBE, W/RODS 0.9M- WLDMT/PTD	540138-1	1
2	NUT, M12-8-B ZINC HEX	F81034-1	1
3	BOLT M12X60-8	F81004-51	1
-	LEG, STATIONARY RIGHT ADJUSTABLE	501640	1
4	LEG, LES HIGH MAIN TUBE	507620-1	1
5	WIDE FOOT - ADJUSTABLE LEGS	501084-1	1
6	WASHER, 21 FLAT ZINC	F81059-2	2
7	NUT, M20-8 HEX ZINC	F81037-1	2
8	BOLT, M10X120 8.8 CARRIAGE ZINC	F81003-33	4
9	WASHER, 10.5 FLAT ZINC	F81055-1	4
10	NUT, M10-8-B HEX NYLON ZINC LOCK	F81033-1	4
-	ANCHOR, M12X140MM KMC EXPRES	084529	1
11	ANCHOR, M12X140MM KMC EXPRES	084529	1
12	NUT, M12-8-B ZINC HEX	F81034-1	1
13	WASHER, 13 FLAT ZINC	F81056-1	1
-	LEG, COMPLETE FINE ADJUST OUTRIGGER	094584	1
14	BASE WLDMT, FINE ADJUST OUTRIGGER LEG	093589	1
15	GUIDE, FINE ADJUST OUTRIGGER LEG	506114-1	1
16	PIN, OUTRIGGER PULL	087012-1	1
17	SPRING, ZINC	087040	1
18	PIN, DETENT	090197	1
19	WASHER, 21 FLAT ZINC	F81059-2	2

Bed Frame Assembly*Bed Extension LT40 (0.9m) - Complete*

REF	DESCRIPTION (u indicates parts available in assemblies only)	PART #	QTY	
20	PIN, S-ZN, 4 X 25 COTTER	F81043-2	1	
21	PIN 8X65 ROLL	F81046-1	1	
22	BOLT, M10X120 8.8 CARRIAGE ZINC	F81003-33	4	
23	WASHER, 10.5 FLAT ZINC	F81055-1	4	
24	NUT, M10-8-B HEX NYLON ZINC LOCK	F81033-1	4	
25	CHAIN, 0.9M LT40	540146	1	
-	BRACE KIT BX	501340	1	
26	CONNECTOR, BX (M24)	500989-1	1	
27	CONNECTOR, BX (M20)	501339-1	1	
28	BOLT, ZINC SPECIAL	087188-1	1	
29	NUT, M24X2 ZINC SPECIAL	087626-1	1	
30	BOLT, M10 X 115-8.8 HEX HEAD ZINC	F81003-19	4	
31	NUT, M10-8-B HEX NYLON ZINC LOCK	F81033-1	4	
32	WASHER, 10.5 FLAT ZINC	F81055-1	8	

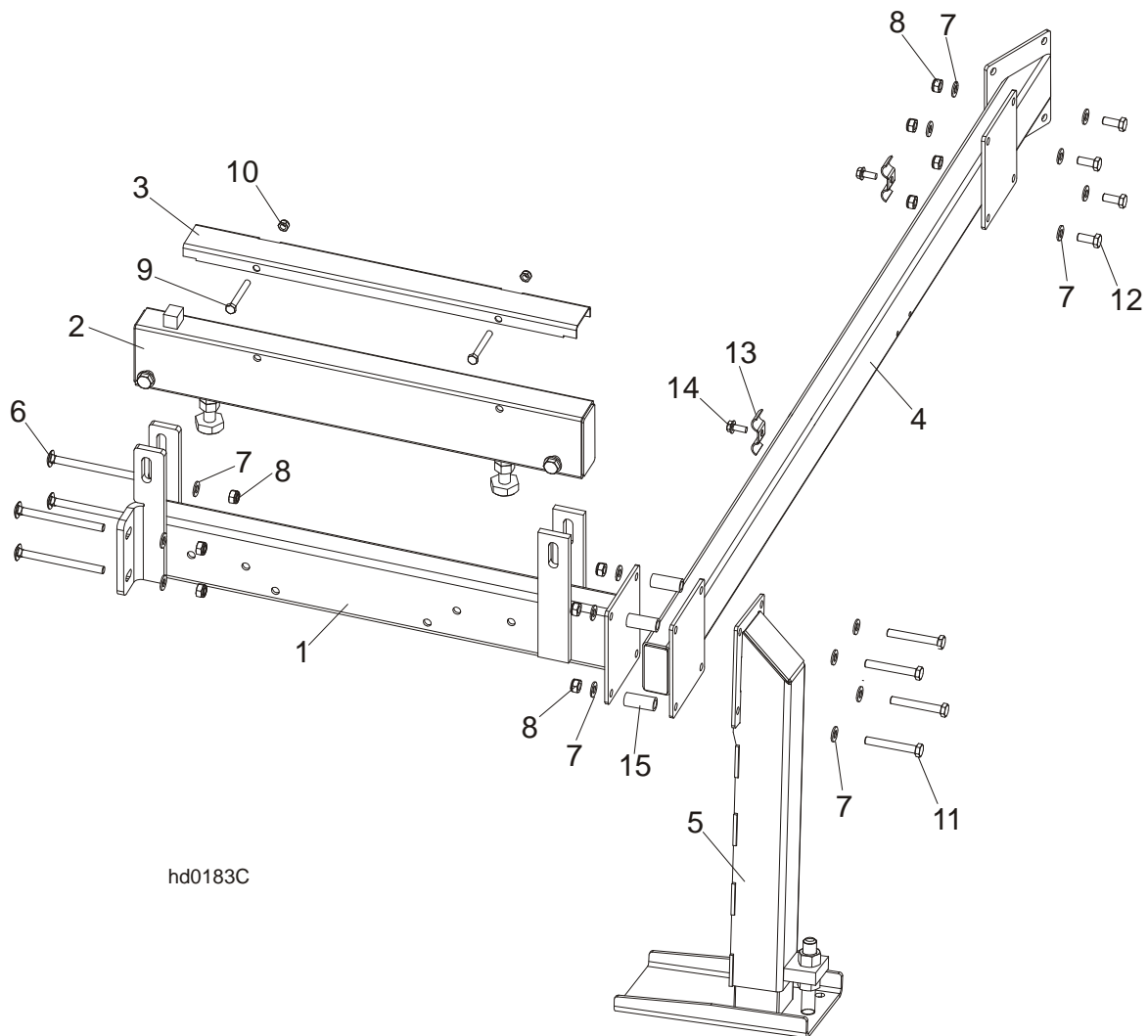
8.9 Fine Adjust Outrigger Leg

REF.	DESCRIPTION (* Indicates Parts Available In Assemblies Only)	PART #	QTY	
-	FINE ADJUST OUTRIGGER LEG	093589	1	
1	MIDDLE PART, FINE ADJUST OUTRIGGER LEG	093596-1	1	
2	BOLT, OUTRIGGER LEG	093590-1	1	
3	UPPER PART, FINE ADJUST OUTRIGGER LEG	093593-1	1	
4	WASHER 10.5/30-5	505156-1	1	
5	BOLT, M10x20-5 8 HEX HEAD FULL THREAD ZINC	F81003-1	1	
6	FITTING, M20 X 2,5	094408	1	
7	PIN 5X30 ROLL	F81044-21	1	
8	BEARING, 51205 THRUST	516599	1	
9	FITTING, M6 TYPE A STRAIGHT GREASE	086280	1	
10	WASHER, M21 FLAT ZINC	F81059-2	1	

8 Bed Frame Assembly

Clamp Mount Assembly, Front (AH5/7)

8.10 Clamp Mount Assembly, Front (AH5/7)



hd0183C

REF	DESCRIPTION (◆ Indicates Parts Available In Assemblies Only)	PART #	QTY.
	CLAMP MOUNT ASSEMBLY - FRONT	092937	1
1	Bed Rail Assembly, Front	092903-1	1
2	Rail, AH5/DH5 Bed	095131-1	1
3	Cover, 22.75 SS Pivot	099123	1
4	Tube Weldment, Bed Front	092904-1	1
5	Leg, Outrigger Stationary Left	501639	1
6	Bolt, M10 x 125-8.8 Carriage Head	F81003-34	4
7	Washer, 10.5 Flat Zinc	F81055-1	20
8	Nut, M10-8-B Hex Nylon Zinc Lock	F81033-1	12
9	Bolt, M8 x 65-5.8 Hex Head Zinc	F81002-3	2
10	Nut, M8-8-B Hex Nylon Lock Zinc	F81032-2	2
11	Bolt, M10x75-8.8 Hex Head Zinc	F81003-15	4
12	Bolt, M10x25-8.8 Hex Head Full Thread Zinc	F81003-11	4
13	Plate, 1/4 Hose Clamp Ptd	S09245	2

Bed Frame Assembly
Clamp Mount Assembly, Front (AH5/7)

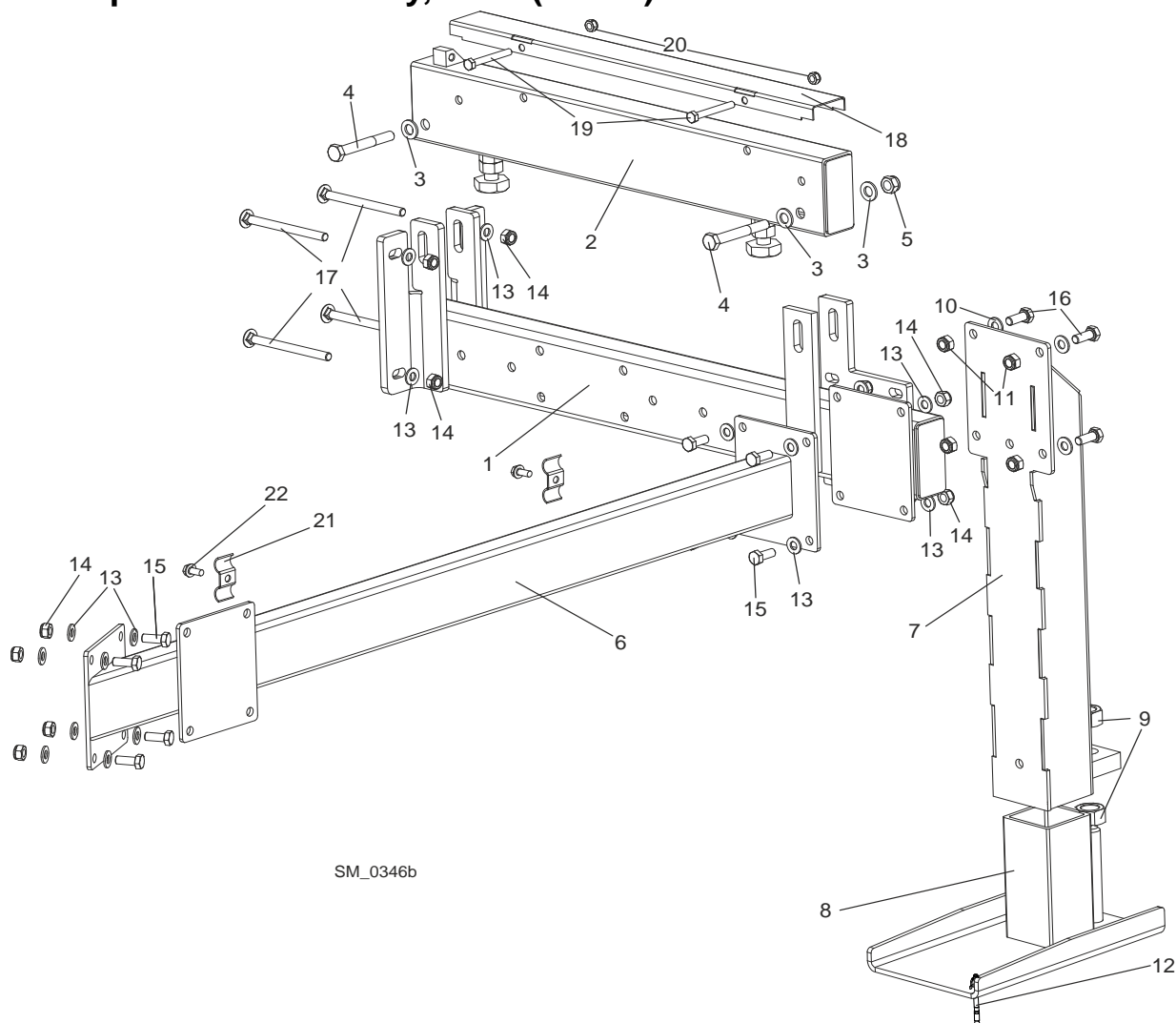
8

14	Bolt, 5/16-18x3/4 Self -Tapping	F05015-30	2	
15	Bushing, Zinc-Plated Spacer	095427-1	4	

8 Bed Frame Assembly

Clamp Mount Assembly, Rear (AH5/7)

8.11 Clamp Mount Assembly, Rear (AH5/7)



REF.	DESCRIPTION (◆ Indicates Parts Available In Assemblies Only)	PART #	QTY
	REAR COMPLETE LOG CLAMP MOUNT (STATIONARY SAWMILLS)	092938	1
1	TUBE WELDMENT, REAR CLAMP MOUNT	092902-1	1
2	TUBE, AH/DH4-7 BED RAIL	095131-1	1
3	WASHER, 13 FLAT ZINC	F81056-1	4
4	BOLT, M12x90-8.8 HEX HEAD ZINC	F81004-2	2
5	NUT, M12-8 HEX NYLON ZINC LOCK	F81034-2	2
6	BRACE, REAR	092907-1	1
	LEG, LEFT ADJUSTABLE STATIONARY	501639	1
7	LEG WELDMENT - UPPER PART	507715-1	1
8	WIDE FOOT - ADJUSTABLE LEGS	501084-1	1
9	NUT, M20-8 HEX ZINC	F81037-1	2
10	WASHER, 10.5 FLAT ZINC	F81055-1	4
11	NUT, M10-8-B HEX NYLON ZINC LOCK	F81033-1	4
12	WASHER, 10.5 FLAT ZINC	F81055-1	24
13	NUT, M10-8-B HEX NYLON ZINC LOCK	F81033-1	12
14	BOLT, M10x25-8.8 HEX HEAD FULL THREAD ZINC	F81003-11	8
15	BOLT, M10x35-8.8 HEX HEAD FULL THREAD ZINC	F81003-17	4

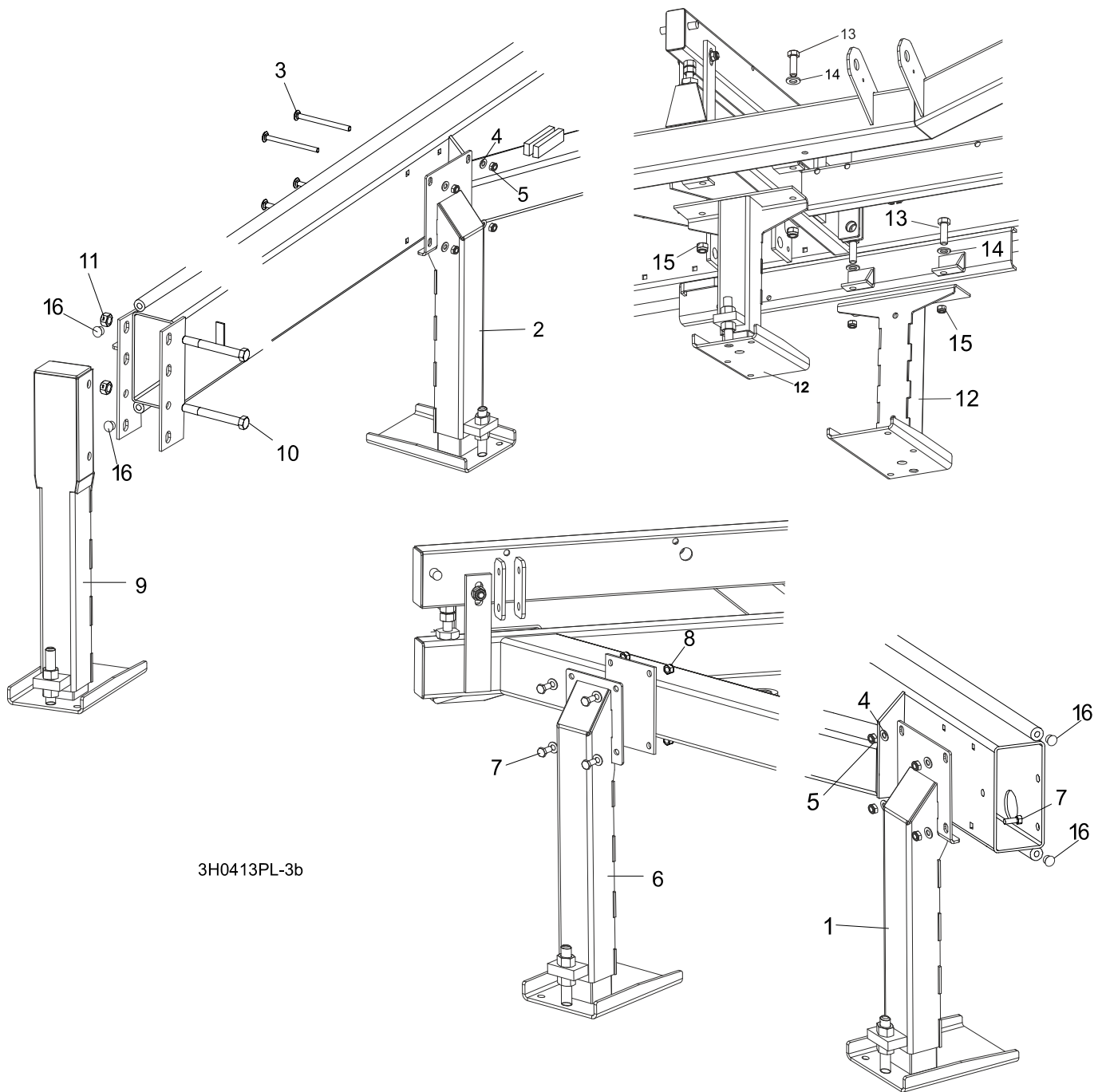
Bed Frame Assembly

Clamp Mount Assembly, Rear (AH5/7)

8

16	BOLT, M10x125 8.8 CARRIAGE HEAD ZINC	F81003-34	4	
17	COVER, PIVOT BED RAIL	099123	1	
18	BOLT, M8x65-5.8 HEX HEAD ZINC	F81002-3	2	
19	NUT, M8-8-B HEX NYLON ZINC LOCK	F81032-2	2	
20	PLATE, 1/4" HOSE CLAMP	S09245	2	
21	SCREW, 5/16-18 x 3/4 SELF-TAPPING	F05015-30	2	

8.12 Leg, Stationary



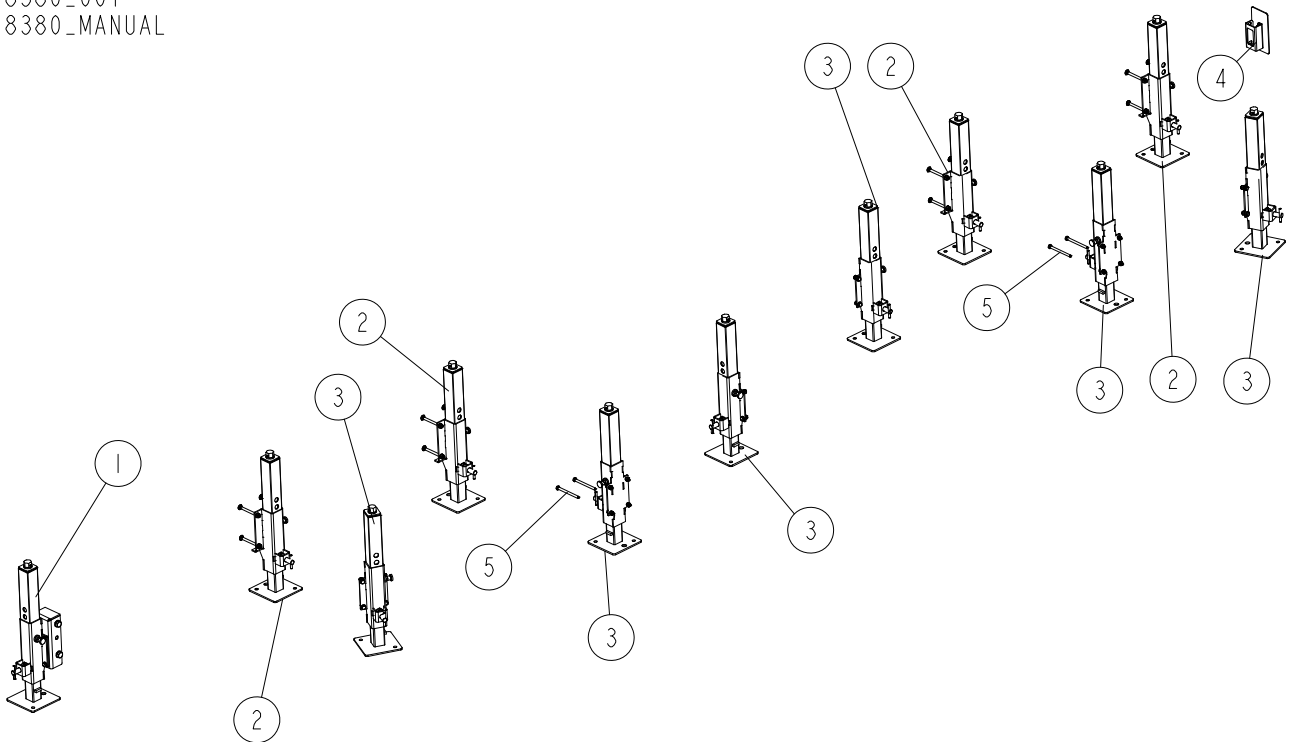
3H0413PL-3b

REF.	DESCRIPTION (◆ indicates parts available in assemblies only)	PART #	QTY
1	LEG, STATIONARY RIGHT ADJUSTABLE	501640	1/3
2	LEG, ADJUSTABLE W/TABLE BRACKET	501638	1
3	BOLT, M10X120 8.8 FE/ZN5	F81003-33	8/12
4	WASHER, 10.5 FLAT ZINC	F81055-1	8/16
5	NUT, M10-8-B HEX NYLON ZINC LOCK	F81033-1	8/16
6	LEG, LEFT ADJUSTABLE STATIONARY	501639	2

7	BOLT, M10X25-8.8-FE/ZN5	F81003-11	12	
8	NUT, M10-8-B HEX NYLON ZINC LOCK	F81033-1	12	
9	LEG, OUTRIGGER STATIONARY FRONT	501641	1	
10	BOLT, M16X140-8.8 HEX HEAD ZINC	F81006-4	2	
11	NUT, M16-8 HEX NYLON ZINC LOCK	F81036-2	2	
12	LEG, OUTRIGGER STATIONARY MIDDLE	501637	2	
13	BOLT, M16 X 50-8.8 HEX HEAD FULL THREAD ZINC	F81006-7	4	
14	WASHER, 17 FLAT ZINC	F81058-1	4	
15	NUT, M16-8 HEX NYLON ZINC LOCK	F81036-2	4	
16	CAP, DP 812 HEJMAN 12.7 DIA. HOLE	086773	4	

8.13 Adjustable Legs

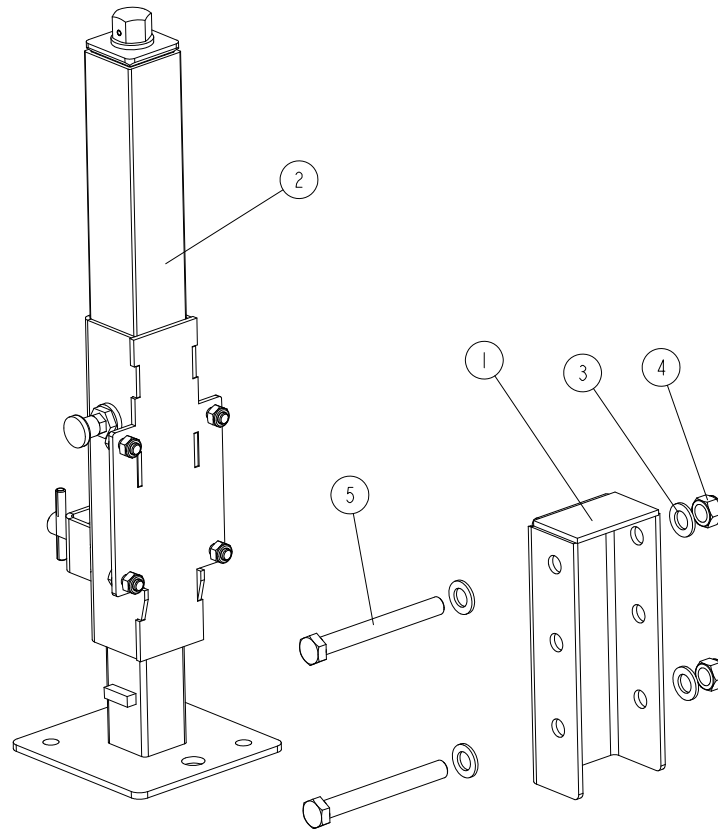
528380_001
528380_MANUAL



REF.	DESCRIPTION (◆ indicates parts available in assemblies only)	PART #	QTY
-	LEGS, ADJUSTABLE (M HYDRAULIC FRAME)	528380	1
1	LEG, COMPLETE ADJUSTABLE (AT HITCH)	528370	1
2	LEG, COMPLETE FINE ADJUST OUTRIGGER	094584	4
3	LEG, COMPLETE SIDE FAO	094583	6
4	COVER ASSEMBLY, MAIN TUBE (STATIONARY MACHINES)	093052	1
5	BOLT, M10X125-8.8 HEX HEAD ZINC	F81003-18	4

8.14 Front Adjustable Leg (at the hitch)

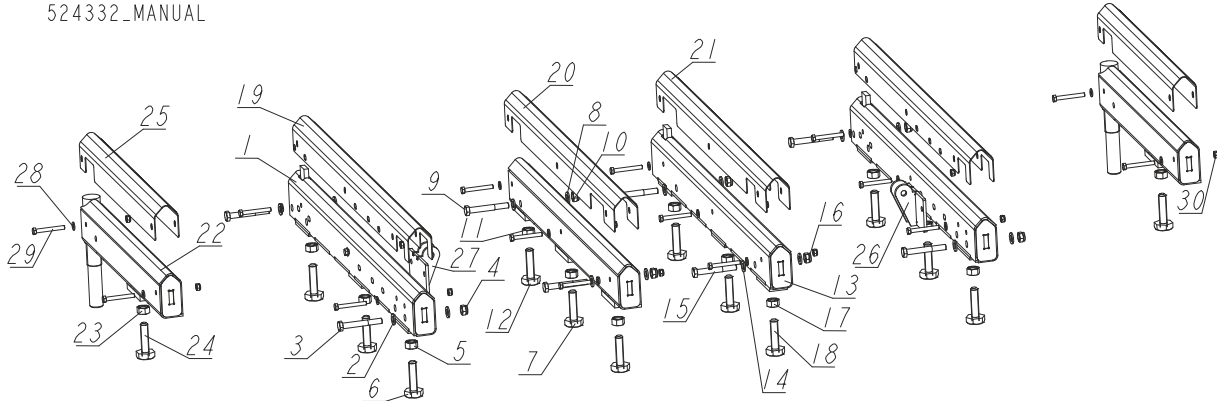
528370_001
 528370_MANUAL



REF.	DESCRIPTION (◆ indicates parts available in assemblies only)	PART #	QTY	
-	LEG, COMPLETE ADJUSTABLE (AT HITCH)	528370	1	
1	BRACKET, LEG MOUNT	528368-1	1	
2	LEG, COMPLETE SIDE FAO	094583	1	
3	WASHER, 17 FLAT ZINC	F81058-1	4	
4	NUT, M16,HEX, NYLON ZINC LOCK	F81036-2	2	
5	BOLT, M16X140-8.8 HEX HEAD ZINC	F81006-4	2	

8.15 Angled Bed Rails, "M" Frame

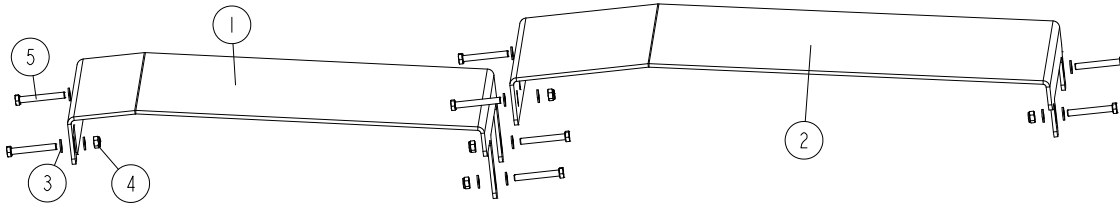
524332_001
524332_MANUAL



REF	DESCRIPTION (◆ indicates parts available in assemblies only)	PART #	QTY
-	ANGLED BED RAIL ASSEMBLY, M-FRAME, SERVI	524332	1
1	RAIL, BED ADJUSTABLE (1 & 4)	520978-1	2
2	WASHER, 13 FLAT ZINC	F81056-1	4
3	BOLT, M12x90-8.8 HEX HEAD ZINC	F81004-2	2
4	NUT, M12-8 HEX NYLON ZINC LOCK	F81034-2	2
-	M16 BOLT W/NUT	516629	3
5	NUT, M16-5-B HEX	F81036-5	1
6	BOLT, BAD RAIL ADJUSTMENT	505006	1
7	RAIL, BED ADJUSTABLE L=849	520970-1	1
8	WASHER, 13 FLAT ZINC	F81056-1	4
9	BOLT, M12X90-8.8 HEX HEAD ZINC	F81004-2	2
10	NUT, M12-8 HEX NYLON ZINC LOCK	F81034-2	2
-	M16 BOLT W/NUT	516629	3
11	NUT, M16-5-B HEX	F81036-5	1
12	BOLT, BAD RAIL ADJUSTMENT	505006	1
13	RAIL, BED ADJUSTABLE (3)	520974-1	1
14	WASHER, 13 FLAT ZINC	F81056-1	4
15	BOLT, M12X90-8.8 HEX HEAD ZINC	F81004-2	2
16	NUT, M12-8 HEX NYLON ZINC LOCK	F81034-2	2
-	M16 BOLT W/NUT	516629	3
17	NUT, M16-5-B HEX	F81036-5	1
18	BOLT, BAD RAIL ADJUSTMENT	505006	1
19	COVER, BED RAIL	520903	2
20	COVER, MIDDLE BED RAIL - LEFT	521598	1
21	COVER, MIDDLE BED RAIL - RIGHT	521597	1
22	RAIL, BED PIVOT	521595-1	2
-	M16 BOLT & 2 NUTS	093710	1
23	NUT, M16-5-B HEX	F81036-5	2
24	BOLT, BAD RAIL ADJUSTMENT	505006	1

REF	DESCRIPTION (◆ indicates parts available in assemblies only)	PART #	QTY	
25	COVER, M & S FRAME BED RAIL	520355	2	
26	BRACKET, ROLLER MOUNT - LEFT	524350-1	1	
27	BRACKET, ROLLER MOUNT - RIGHT	524348-1	1	
28	WASHER, 8.4 FLAT ZINC	F81054-1	16	
29	BOLT, M8 X 65-5.8 HEX HEAD ZINC	F81002-3	16	
30	NUT, M8-8-B HEX NYLON ZINC LOCK	F81032-2	16	

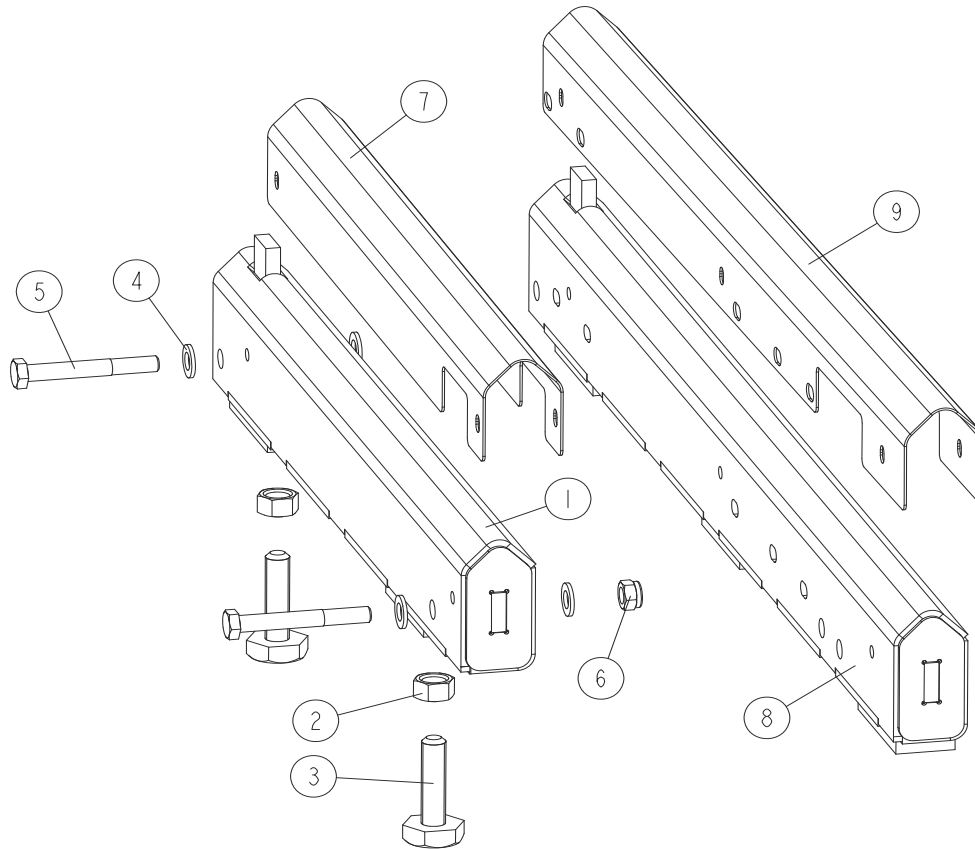
8.16 Plate Set, M Type Frame Bed Rail 1-2 & 2-3 (Option)

525065_001
525065_MANUAL

REF.	DESCRIPTION (◆ indicates parts available in assemblies only)	PART #	QTY	
-	PLATE SET, M TYPE FRAME BED RAIL 1-2 & 2-3	525065	1	
1	TABLE PLATE, BED RAIL 1-2	525064-1	1	
2	TABLE PLATE, BED RAIL 2-3	523804-1	1	
3	WASHER, 10.5 FLAT ZINC	F81055-1	16	
4	NUT, M10-8-B HEX NYLON ZINC LOCK	F81033-1	8	
5	BOLT, M10X75-8.8 HEX HEAD ZINC	F81003-15	8	

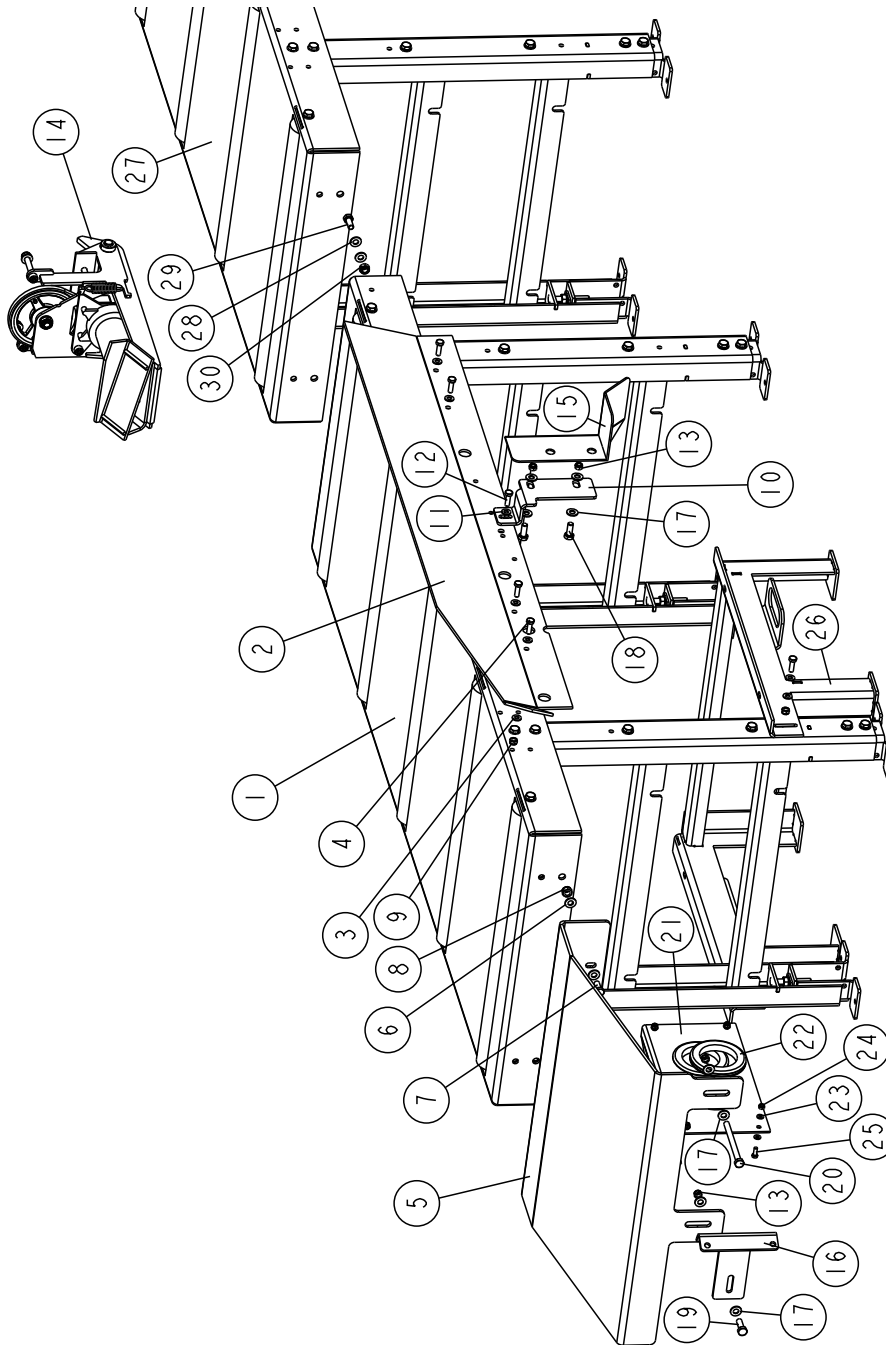
8.17 Board Return Table, Angled Bed Rail Assembly

520351_001
 520351_MANUAL



REF.	DESCRIPTION (◆ indicates parts available in assemblies only)	PART #	QTY
1	BED RAIL ASSEMBLY, SHORT	520351-1	1
2	NUT, M16-5-B HEX	F81036-5	2
3	BOLT, BAD RAIL ADJUSTMENT	505006	2
4	WASHER, 13 FLAT ZINC	F81056-1	4
5	BOLT, M12x90-8.8 HEX HEAD ZINC	F81004-2	2
6	NUT, M12-8 HEX NYLON ZINC LOCK	F81034-2	2
7	COVER, M & S FRAME BED RAIL	520355	1
8	RAIL, BED	521930-1	1
9	COVER, FRAME TYPE M-SUPER AND L BED RAIL	522979	1

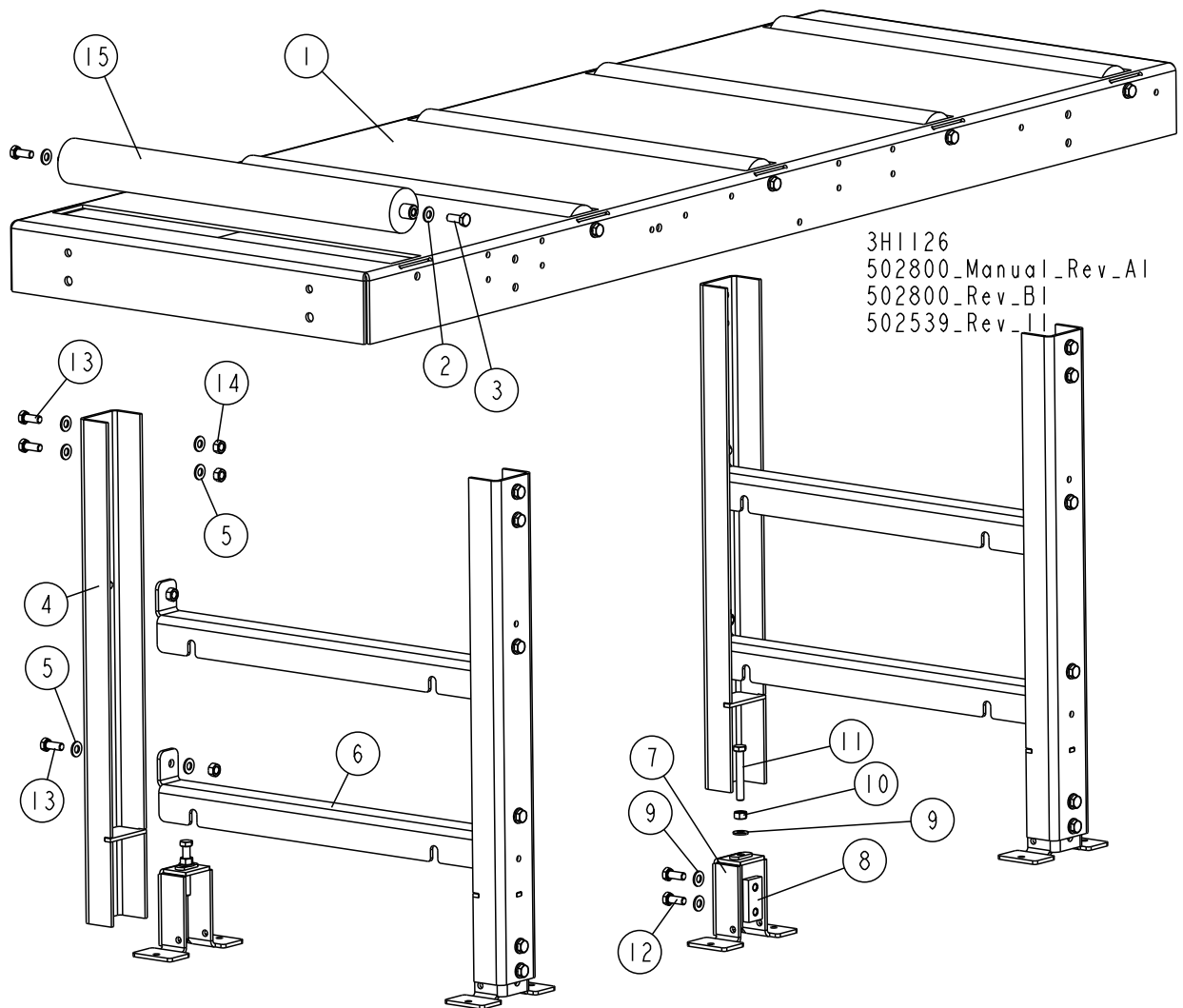
8.18 Board Return Table, Stationary "M" Frame Option



REF.	DESCRIPTION (◆ Indicates Parts Available In Assemblies Only)	PART #	QTY
	TABLE, LT40M DOUBLE	502789	1
	BOARD RETURN TABLE - LT40M LONG TABLE	502530	1
	TABLE, "M" FRAME LONG SPECIAL	501975	1
1	LONG TABLE, "M" FRAME See Section 8.19	502539	1
2	BRACKET, BOARD RETURN TABLE	501978-1	1
3	WASHER, 8.4 FLAT ZINC	F81054-1	8
4	BOLT, M8X25-8.8-B HEX HEAD FULL THREAD	F81002-5	4

5	PLATE, BOARD RETURN TABLE FRONT	501977-1	1	
6	WASHER, 10.5 FLAT ZINC	F81055-1	8	
7	BOLT, M10X25-8.8 HEX HEAD FULL THREAD ZINC	F81003-11	4	
8	NUT, M10-8-B NYLON HEX ZINC LOCK	F81033-1	4	
9	NUT, M8-8-B HEX NYLON LOCK ZINC	F81032-2	4	
10	BRACKET, "M" LONG TABLE	502519-1	1	
11	WASHER, 8.4 FLAT ZINC	F81054-1	6	
12	BOLT, M8X25-8.8-B HEX HEAD FULL THREAD	F81002-5	3	
13	NUT, M8-8-B HEX NYLON LOCK ZINC	F81032-2	7	
14	BOARD RETURN ASSEMBLY See Section 4.3	087839	1	
15	COVER, HYDRAULIC HOSE - SPECIAL	502500-1	1	
16	TUBE, TABLE LEG	502520-1	1	
17	WASHER, 10.5 FLAT ZINC	F81055-1	8	
18	BOLT, M10x25-8.8 HEX HEAD FULL THREAD ZINC	F81003-11	2	
19	BOLT, M10X30-5.8 HEX HEAD FULL THREAD ZINC	F81003-2	1	
20	BOLT, M10X125-8.8 HEX HEAD ZINC	F81003-18	1	
	COVER, HYDRAULIC HOSE - COMPLETE	504262	1	
21	PLATE, HYDRAULIC HOSE COVER - COMPLETE	504261-1	1	
22	COVER, RUBBER 80 MM	089293	2	
23	WASHER, 6.4 FLAT ZINC	F81053-1	8	
24	NUT, M6-8-B HEX NYLON LOCK ZINC	F81031-2	4	
25	BOLT, M6X16 -8.8 HEX HEAD FULL THREAD ZINC	F81001-32	4	
26	MOUNT, HYDRAULIC BOX	513155-1	1	
27	LONG TABLE, "M" FRAME See Section 8.19	502539	1	
28	WASHER, 10.5 FLAT ZINC	F81055-1	4	
29	BOLT, M10x25-8.8 HEX HEAD FULL THREAD ZINC	F81003-11	2	
30	NUT, M10-8-B NYLON HEX ZINC LOCK	F81033-1	2	

8.19 Long Table



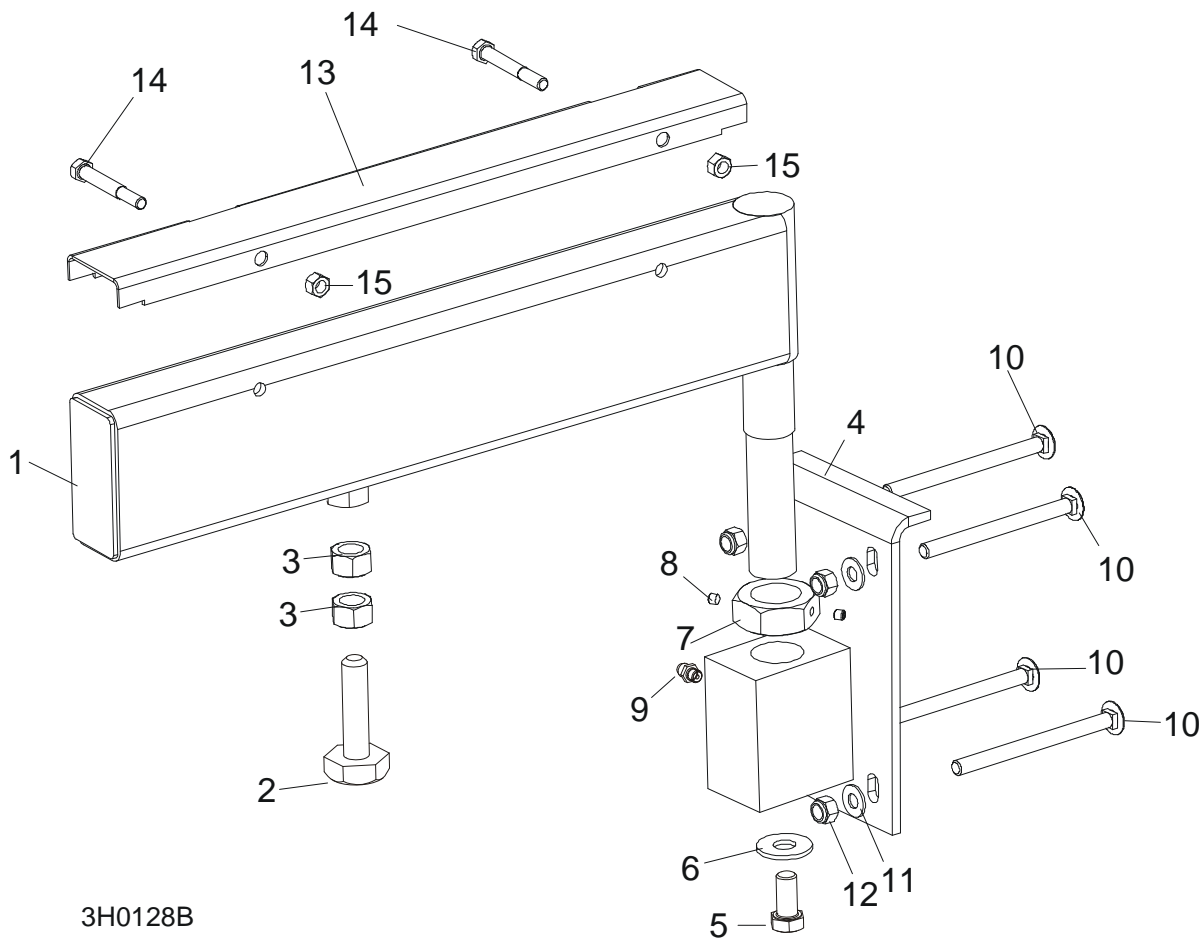
REF.	DESCRIPTION (◆ indicates parts available in assemblies only)	PART #	QTY
	M FRAME TABLE	502539	1
1	TABLE WLDMT, BOARD RETURN	512488-1	1
2	WASHER, 10.5 FLAT ZINC	F81055-1	10
3	BOLT, M10X25-8.8 HEX HEAD FULL THREAD ZINC	F81003-11	10
	LEG, TABLE COMPLETE	501974	2
4	LEG, TABLE	501976	2
5	WASHER, 10.5 FLAT ZINC	F81055-1	15
6	CROSS-BAR, TABLE	500074-1	2
	COMPLETE, ADJUSTABLE LEG FOOT	101014	2
7	FOOT, LEG ADJUSTABLE	101022-1	1
8	PLATE, M10 CLAMPING ZINC-PLATED	101242-1	1
9	WASHER, 10.5 FLAT ZINC	F81055-1	3
10	NUT, M10-8-B HEX ZINC	F81033-3	1
11	BOLT, M10 X 70-8.8 HEX HEAD FULL THREAD ZINC	F81003-20	1
12	BOLT, M10X25-8.8 HEX HEAD FULL THREAD ZINC	F81003-11	2

REF.	DESCRIPTION (◆ indicates parts available in assemblies only)	PART #	QTY	
13	BOLT, M10X25-8.8 HEX HEAD FULL THREAD ZINC	F81003-11	8	
14	NUT, M10-8-B HEX ZINC	F81033-3	8	
15	ROLLER, 63.5/20X590	501090-1	5	

8 Bed Frame Assembly

Pivot Bed Rail Assembly

8.20 Pivot Bed Rail Assembly



3H0128B

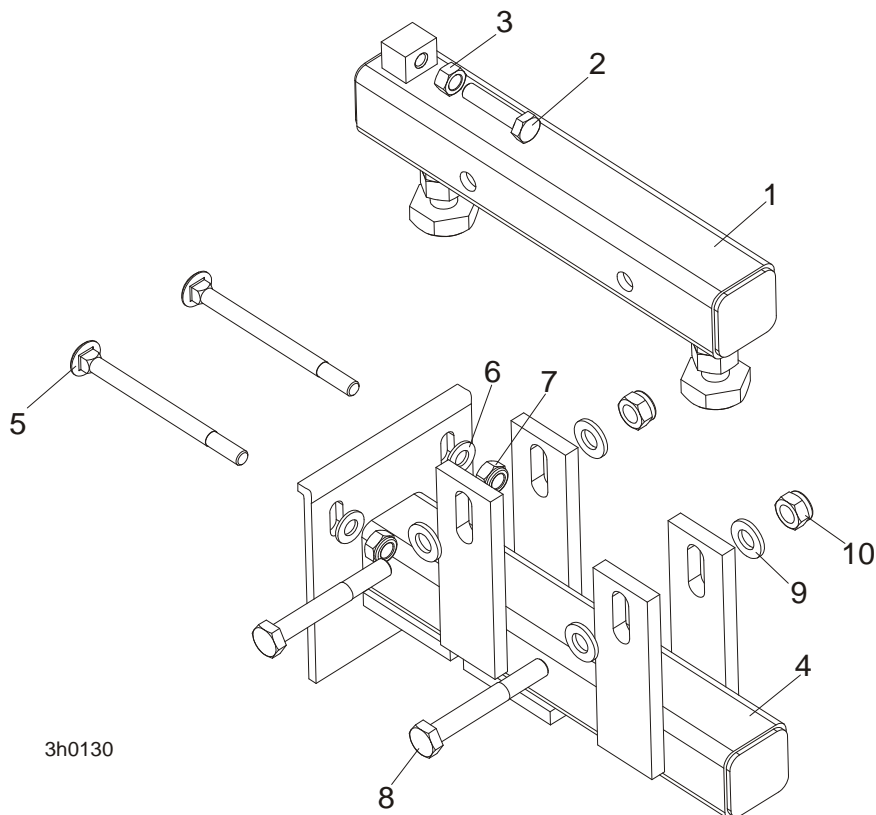
REF.	DESCRIPTION (◆ indicates parts available in assemblies only)	PART #	QTY
	PIVOT BED RAIL ASSEMBLY (LT40SAH)	087829	2
	PIVOT, BED RAIL ASSEMBLY (LT40HD)	087855	2
1	RAIL WELDMENT, PIVOT BED	087852-1	1
	PIVOT BED RAIL ASSEMBLY	087848-1	1
	BOLT ASSEMBLY, BED RAIL ADJUSTMENT		1
2	BED RAIL ADJUSTMENT BOLT	086809	1
3	NUT, M16-5.8 HEX ZINC	F81036-1	2
4	BRACKET, PIVOT RAIL MOUNTING	087841-1	1
5	BOLT, M12X25-8.8 HEX HEAD FULL THREAD ZINC	F81004-31	1
6	WASHER, 9/16 FLAT	F05011-52	1
7	NUT, M32X2-04-B ZINC	087975	1
8	SCREW, 1/4-28X1/4 SH BRASS TIP SET	F05005-42	2
9	FITTING, M6 GREASE	086280	1
10	BOLT, M10X120 8.8 CARRIAGE ZINC	F81003-33	4
11	WASHER, 10.5 FLAT ZINC	F81055-1	4
12	NUT, M10-8-B HEX NYLON ZINC LOCK	F81033-1	4

	COVER KIT, 18.75 SS PIVOT BED RAIL	015926	2	
	COVER KIT, PIVOT RAIL STAINLESS STEEL (LT40MAH)	N/A	2	
13	COVER, 18.75 SS PIVOT RAIL	012994	1	
	COVER, PIVOT BED RAIL	099123	1	
14	Bolt, 5/16-18x2 1/2 HH	F05006-10	2	
15	NUT, 5/16-18 SWAGED HEX	F05010-6	2	
	WRENCH, BED RAIL ADJUSTMENT (See Section 8.3)	015970	1	

8 Bed Frame Assembly

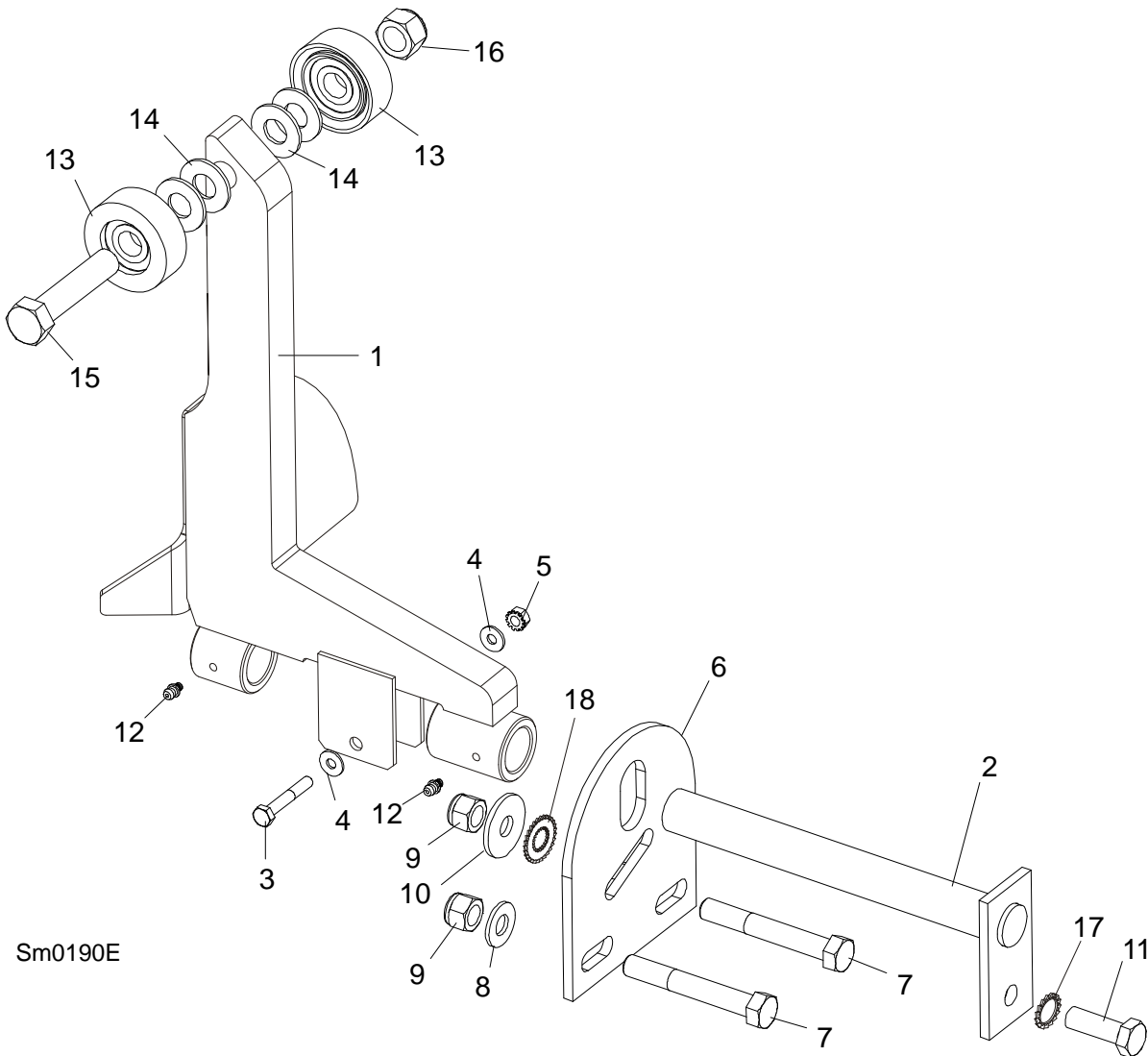
Bed Rail Assembly, Optional End

8.21 Bed Rail Assembly, Optional End



REF.	DESCRIPTION (◆ indicates parts available in assemblies only)	PART #	QTY
	BED RAIL, COMPLETE END	094102	1
1	BED RAIL ASSY - ZINC	094103-1	1
2	BOLT, M8 X 45 - 8.8 HEX HEAD FULL THREAD ZINC	F81002-14	1
3	NUT, M8-8-B HEX ZINC	F81032-1	1
4	BED RAIL WELDMENT, END BED RAIL	094104-1	1
5	BOLT, M10X120 8.8 CARRIAGE ZINC	F81003-33	2
6	WASHER, 10.5 FLAT ZINC	F81055-1	2
7	NUT, M10-8-B HEX NYLON ZINC LOCK	F81033-1	2
8	BOLT, M12X90-8.8 HEX HEAD ZINC	F81004-2	2
9	WASHER, 13 FLAT ZINC	F81056-1	4
10	NUT, M12-8 HEX NYLON ZINC LOCK	F81034-2	2

8.22 Log Side Support Assembly (Manual)



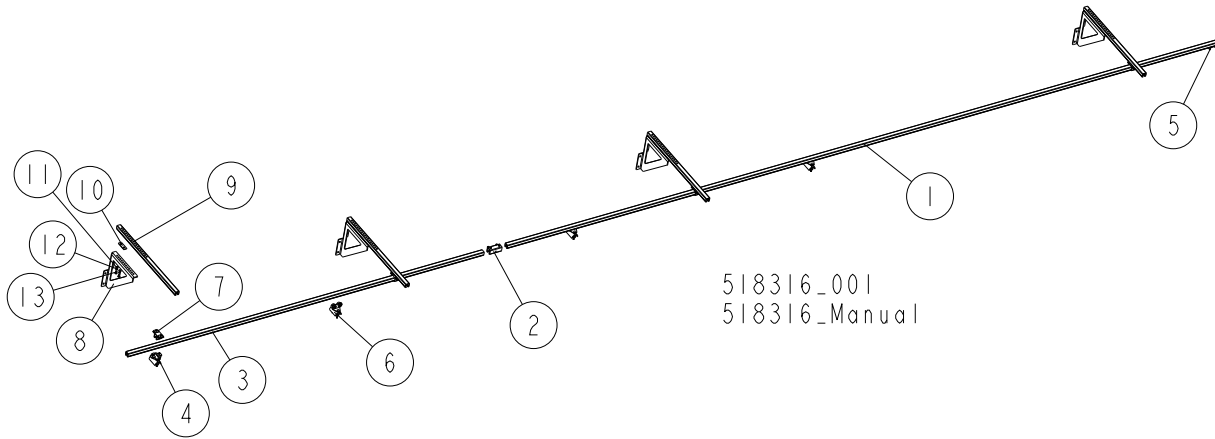
Sm0190E

<u>See Section 9.7</u> for hydraulic side supports...			
REF.	DESCRIPTION (◆ Indicates Parts Available In Assemblies Only)	PART #	QTY
1	SUPPORT, SIDE W/GUARD	099785-1	1
2	PIN, SIDE SUPPORT ZINC-PLATED	091549-1	1
3	BOLT, M8 X 45 - 8.8 HEX HEAD FULL THREAD ZINC	F81002-14	1
4	WASHER, 8.4 FLAT ZINC	F81054-1	2
5	NUT, M8-8-B HEX NYLON ZINC LOCK	F81032-2	1
6	PLATE, LOG SIDE SUPPORT MOUNT	091591-1	1
7	BOLT, M12 X 75-8.8 HEX HEAD ZINC	F81004-21	2
8	WASHER, 13 FLAT ZINC	F81056-1	2
9	NUT, M12-8 HEX NYLON ZINC LOCK	F81034-2	3
10	LOCK-WASHER 45/13	086184	1
11	BOLT, M12 X 35-8.8 HEX HEAD FULL THREAD ZINC	F81004-24	1
12	FITTING, 3/16X3/16 STRAIGHT GREASE	P04107	2
13	ROLLER ASSY, SIDE SUPPORT	015014-1	2

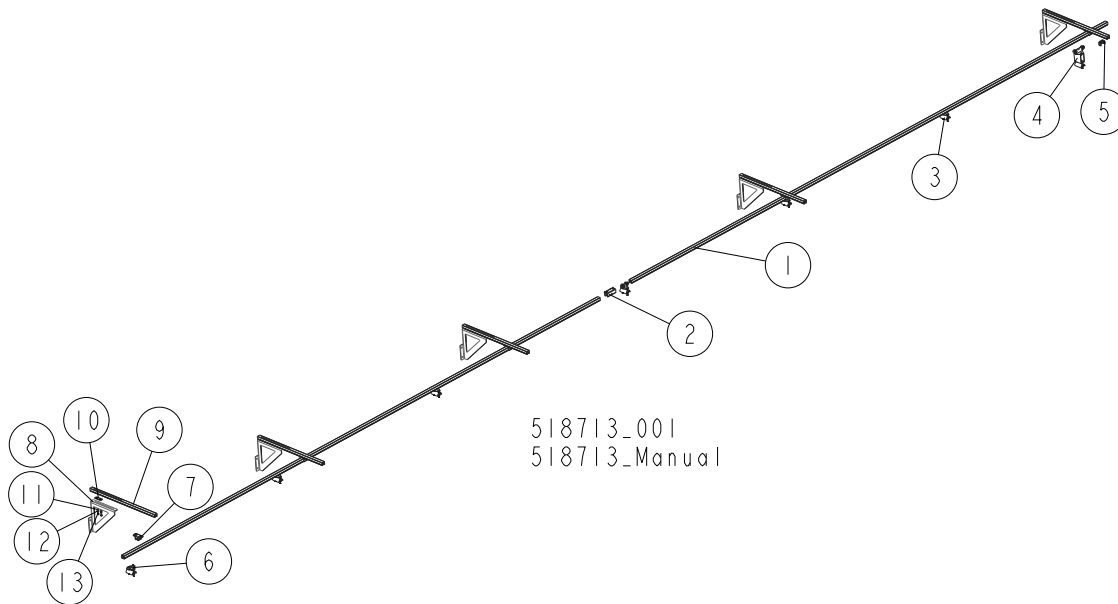
8**Bed Frame Assembly***Log Side Support Assembly (Manual)*

14	WASHER, 17 FLAT ZINC	F81058-1	2	
15	BOLT, M16X65-8.8 HEX HEAD FULL THREAD ZINC	F81006-1	1	
16	NUT, M16-8 HEX NYLON ZINC LOCK	F81036-2	1	
17	WASHER, SPECIAL BOSART/2S, BN781 M12/13	F81056-16	1	
18	WASHER, SPECIAL BOSART/2S M12/12, 3/30,3	F81056-17	1	
	INSTRUCTION SHEET, SIDE SUPPORT ROLLER	015109-526	1	

8.23 Remote Equipment for Installation on a Wall (Cutting Length of 6.5 m)

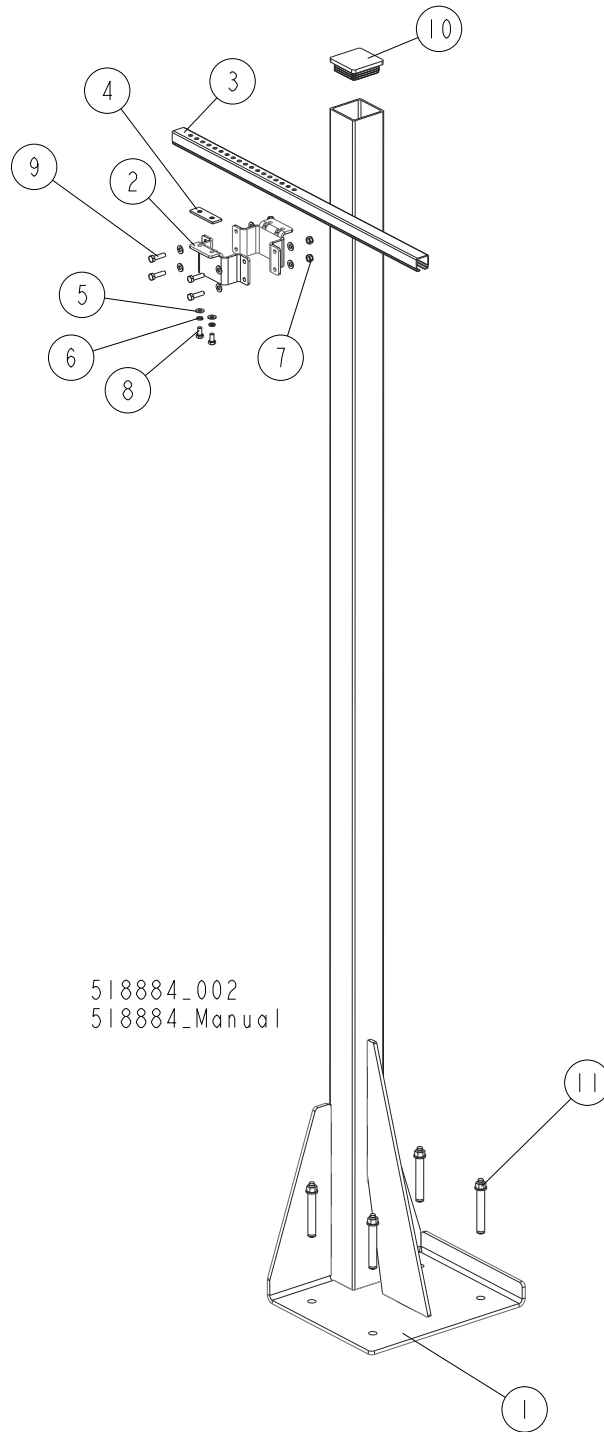


REF.	DESCRIPTION (◆ indicates parts available in assemblies only)	PART #	QTY
	REMOTE EQUIPMENT (CUTTING LENGTH OF 6.5 M)	518316	1
	RAIL, COMPLETE GUIDE (CUTTING LENGTH OF 6.5M)	518315	1
1	RAIL, 6 M C-PROFILE	518332	1
2	COUPLER, TRACK	518705	1
3	RAIL, 3 M C-PROFILE	518313	1
4	CLAMP, FLAT CABLE - END	518701	1
5	STOP, END	518700	1
6	TROLLEY, CABLE MOVING	518333	3
7	BRACKET, BOLT-ON	518702	4
	RAIL BRACKET KIT FOR WALL MOUNTING	518724	4
8	BRACKET, GUIDE RAIL (FOR WALL MOUNTING)	518728-1	1
9	ARM, RAIL BRACKET	518709	1
10	PLATE, ARM CLAMPING	518885-1	1
11	WASHER, 8.4 FLAT ZINC	F81054-1	2
12	WASHER, 8.2 SPLIT LOCK ZINC	F81054-4	2
13	BOLT, M8x16 -8.8-B HEX HEAD FULL THREAD ZINC	F81002-20	2

8.24 Remote Equipment for Installation on a Wall (Cutting Length of 6.5-10 m)

REF.	DESCRIPTION (◆ indicates parts available in assemblies only)	PART #	QTY
	REMOTE EQUIPMENT (CUTTING LENGTH OF 6.5-10 M)	518713	1
	RAIL, COMPLETE GUIDE (CUTTING LENGTH OF 6.5-10 M)	518704	1
1	RAIL, 6 M C-PROFILE	518332	2
2	COUPLER, TRACK	518705	1
3	TROLLEY, CABLE MOVING	518333	5
4	TROLLEY, TOWING	518334	1
5	STOP, END	518700	1
6	CLAMP, FLAT CABLE - END	518701	1
7	BRACKET, BOLT-ON	518702	5
8	RAIL BRACKET KIT FOR WALL MOUNTING	518724	5
9	BRACKET, GUIDE RAIL (FOR WALL MOUNTING)	518728-1	1
10	ARM, RAIL BRACKET	518709	1
11	PLATE, ARM CLAMPING	518885-1	1
12	WASHER, 8.4 FLAT ZINC	F81054-1	2
13	WASHER, 8.2 SPLIT LOCK ZINC	F81054-4	2

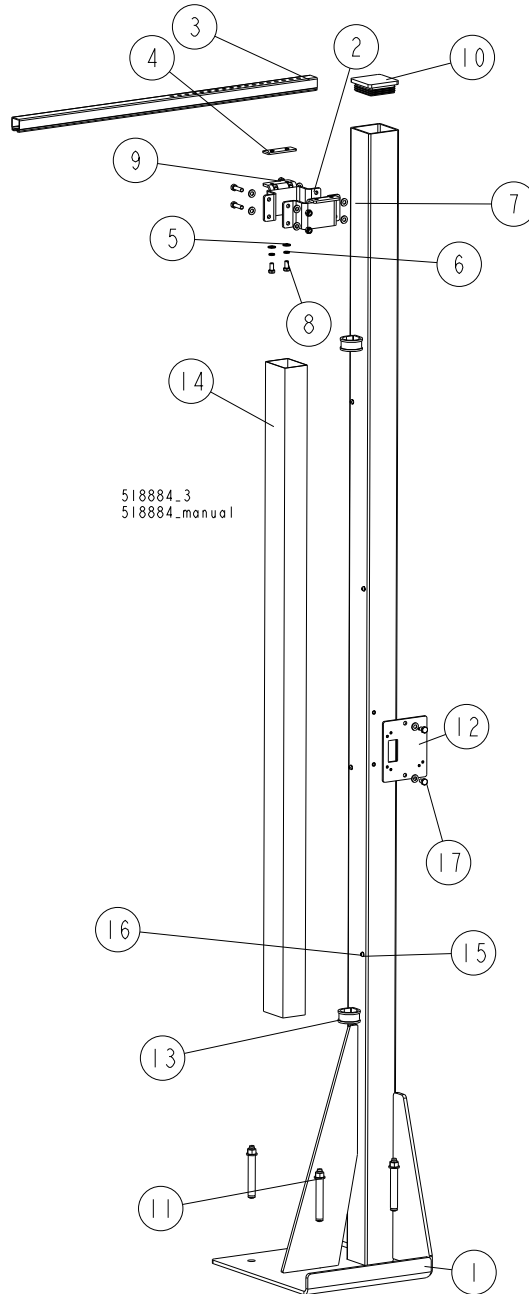
8.25 Guide Rail Support Post



REF.	DESCRIPTION (◆ indicates parts available in assemblies only)	PART #	QTY
	POST, GUIDE RAIL SUPPORT - COMPLETE	518736	1
1	POST, GUIDE RAIL SUPPORT	518707-1	1
2	BRACKET, 80X80 TUBE WRAP	518725-1	2
3	ARM, RAIL BRACKET	518709	1
4	PLATE, ARM CLAMPING	518885-1	1

REF.	DESCRIPTION (◆ indicates parts available in assemblies only)	PART #	QTY
5	WASHER, 8.4 FLAT ZINC	F81054-1	10
6	WASHER, 8.2 SPLIT LOCK ZINC	F81054-4	2
7	NUT, M8-8-B HEX NYLON ZINC LOCK	F81032-2	4
8	BOLT, M8X16-8.8-B HEX HEAD FULL THREAD ZINC	F81002-20	2
9	BOLT, M8X30MM,HH,GR 5.8,FULL THRD,ZINC	F81002-2	4
10	CAP, HR FRAME	089644	1
11	PIN, LT 16X120	501877	4

8.26 Guide Rail Support Post



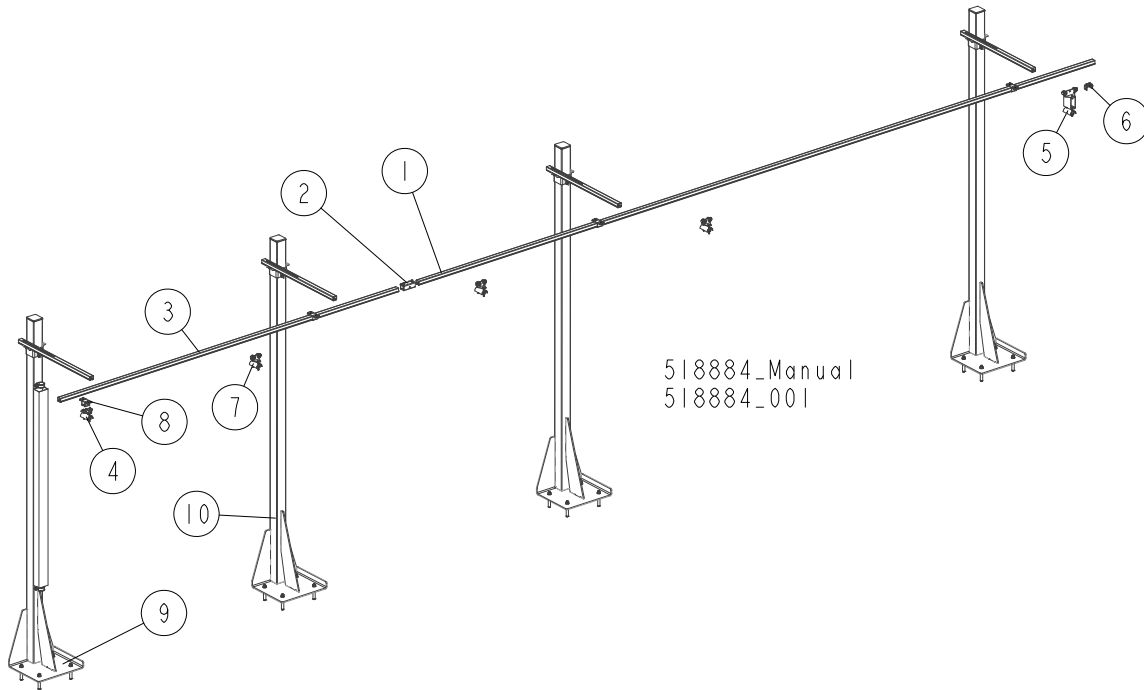
REF.	DESCRIPTION (◆ indicates parts available in assemblies only)	PART #	QTY
	POST, GUIDE RAIL SUPPORT - COMPLETE	520669	1
1	POST WELDMENT W/HOLES	520667-1	1
2	BRACKET, 80X80 TUBE WRAP	518725-1	2
3	ARM, RAIL BRACKET	518709	1
4	PLATE, ARM CLAMP	518885-1	1

8 Bed Frame Assembly

Guide Rail Support Post

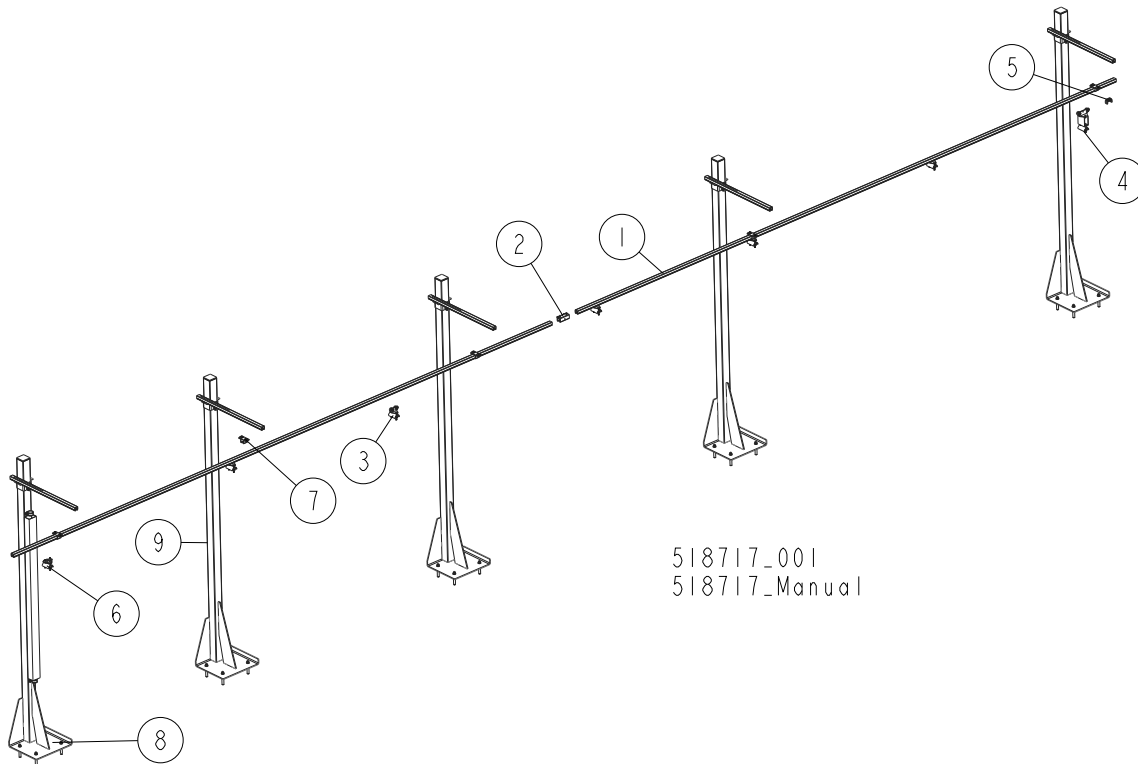
REF.	DESCRIPTION (◆ indicates parts available in assemblies only)	PART #	QTY
5	WASHER, 8.4 FLAT ZINC	F81054-1	14
6	WASHER, 8.2 SPLIT LOCK ZINC	F81054-4	2
7	NUT, M8-8-B HEX NYLON ZINC LOCK	F81032-2	4
8	BOLT, M8X16 -8.8-B HEX HEAD FULL THREAD ZINC	F81002-20	4
9	BOLT, M8X30-5.8 HEX HEAD FULL THREAD ZINC	F81002-2	4
10	CAP, HR FRAME	089644	1
11	PIN, LT 16X120	501877	4
12	PLATE, SOCKET MOUNT	517664-1	1
13	CLAMP, RSGU 1.42/20 W1 METAL & RUBBER	F81087-3	2
14	DUCT, CABLE	520670	1
15	WASHER, 5.3 FLAT ZINC	F81052-1	4
16	SCREW, H M5X10 8.8 FE/ZN5 PN-M/82202	F81000-13	4
17	BOLT, M8X12-8.8 HEX HEAD FULL THREAD ZINC	F81002-6	2

8.27 4-Post Remote Set



REF.	DESCRIPTION (◆ indicates parts available in assemblies only)	PART #	QTY
	REMOTE SET, 4-POST	518884	1
	RAIL, COMPLETE GUIDE (CUTTING LENGTH OF 6.5M)	518315	1
1	RAIL, 6 M C-PROFILE	518332	1
2	COUPLER, TRACK	518705	1
3	RAIL, 3 M C-PROFILE	518313	1
4	CLAMP, FLAT CABLE - END	518701	1
5	TROLLEY, TOWING	518334	1
6	STOP, END	518700	1
7	TROLLEY, CABLE MOVING	518333	3
8	BRACKET, BOLT-ON	518702	4
9	POST, GUIDE RAIL SUPPORT - COMPLETE See Section 8.26	520669	1
10	POST, GUIDE RAIL SUPPORT - COMPLETE See Section 8.25	518736	3

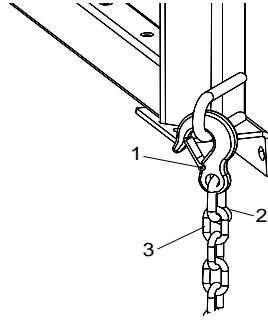
8.28 5-Post Remote Set



REF.	DESCRIPTION (◆ indicates parts available in assemblies only)	PART #	QTY
	REMOTE SET, 5-POST	518717	1
	RAIL, COMPLETE GUIDE (CUTTING LENGTH OF 6.5-10 M)	518704	1
1	RAIL, 6 M C-PROFILE	518332	2
2	COUPLER, TRACK	518705	1
3	TROLLEY, CABLE MOVING	518333	5
4	TROLLEY, TOWING	518334	1
5	STOP, END	518700	1
6	CLAMP, FLAT CABLE - END	518701	1
7	BRACKET, BOLT-ON	518702	5
8	POST, GUIDE RAIL SUPPORT - COMPLETE See Section 8.27	520669	1
9	POST, GUIDE RAIL SUPPORT - COMPLETE See Section 8.26	518736	4

8.29 Tie Down Chain Assembly

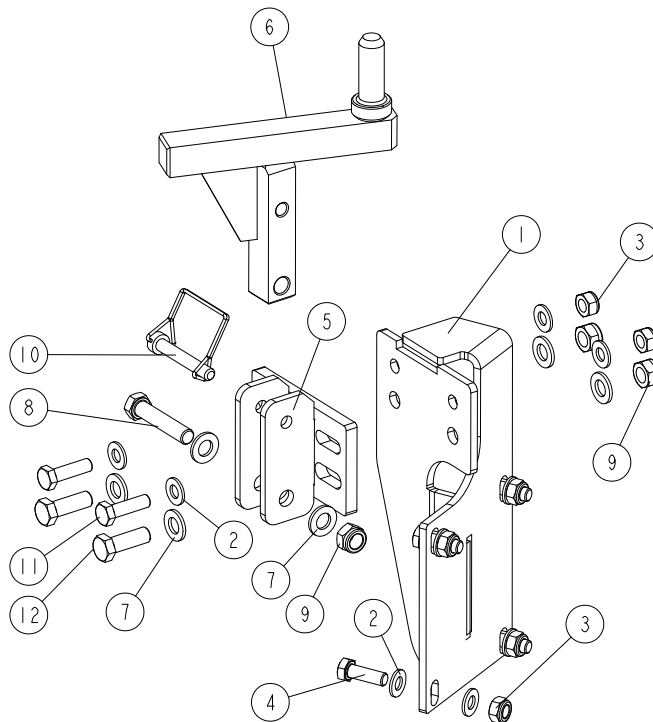
SM0129



REF.	DESCRIPTION (◆ indicates parts available in assemblies only)	PART #	QTY	
	CHAIN, TIE DOWN ASSEMBLY	A04376-1	1	
1	HOOK, 5/8 SAFTEY CHAIN	P12075	1	◆
2	SCREW CLOSED CHAIN LINK, 10	100767	1	◆
3	CHAIN, N-10 X 35, 6 LINKS	100951	1	◆

8.30 Saw Head Transport Bracket

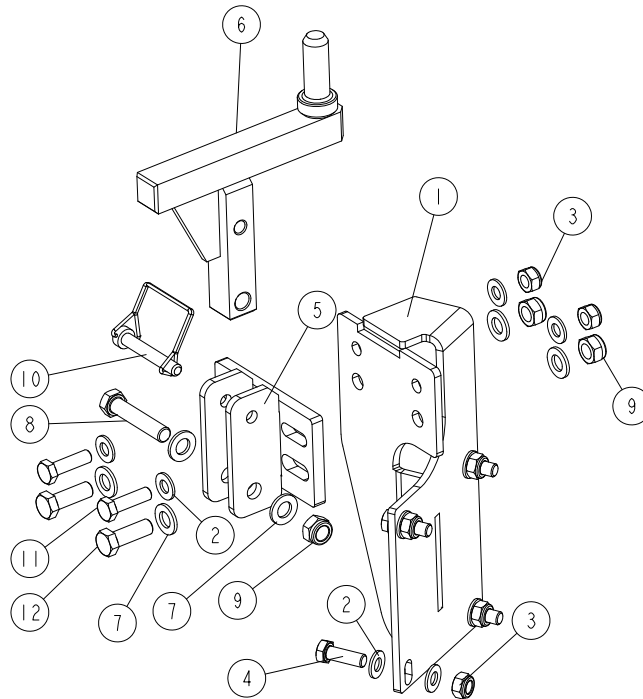
532167_001
532167_MANUAL



REF.	DESCRIPTION (◆ indicates parts available in assemblies only)	PART #	QTY
-	BRACKET, LT40M/S SAW HEAD TRANSPORT - COMPLETE	532167	1
1	BRACKET, LT70MD42SDH7-2.6	502711-1__	1
2	WASHER, 10.5 FLAT ZINC	F81055-1	12
3	NUT, M10-8-B HEX NYLON ZINC LOCK	F81033-1	6
4	BOLT, M10X30-5.8 HEX HEAD FULL THREA	F81003-2	4
5	BRACKET, LT40 SAW HEAD REST PIN MOUNT	092765-1	1
6	PIN WELDMENT, LT40 SAW HEAD REST	532166-1	1
7	WASHER, 13 FLAT ZINC	F81056-1	6
8	BOLT, M12X60-8.8 HEX HEAD ZINC	F81004-5	1
9	NUT, M12-8 HEX NYLON ZINC LOCK	F81034-2	3
10	PIN, 3/8 X 2 1/4 SQ WIRE LOCK	014151	1
11	BOLT, M10X35-8.8 HEX HEAD FULL THREAD ZINC	F81003-17	2
12	BOLT, M12 X 35-8.8 HEX HEAD FULL THREAD ZINC	F81004-24	2

8.31 Saw Head Transport Bracket

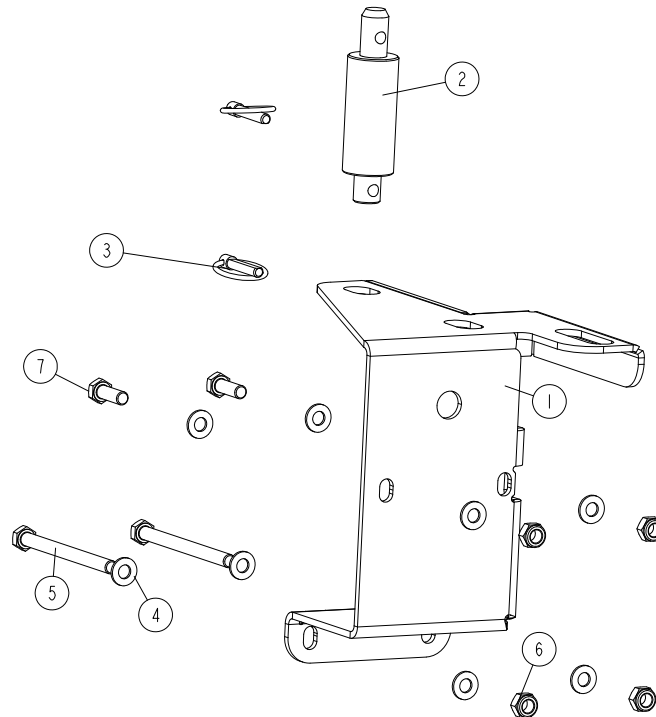
525089_001
525089_MANUAL



REF.	DESCRIPTION (◆ indicates parts available in assemblies only)	PART #	QTY
-	BRACKET, LT40M SAW HEAD TRANSPORT (FOR BEDS W/ANGLED BED RAILS)	525089	1
1	BRACKET, LT70MD42SDH7-2.6	502711-1_	1
2	WASHER, 10.5 FLAT ZINC	F81055-1	12
3	NUT, M10-8-B HEX NYLON ZINC LOCK	F81033-1	6
4	BOLT, M10X30-5.8 HEX HEAD FULL THREAD	F81003-2	4
5	BRACKET, LT40 SAW HEAD REST PIN MOUNT	092765-1	1
6	PIN, SAW HEAD REST BRACKET	090421-1	1
7	WASHER, 13 FLAT ZINC	F81056-1	6
8	BOLT, M12X60-8.8 HEX HEAD ZINC	F81004-5	1
9	NUT, M12-8 HEX NYLON ZINC LOCK	F81034-2	3
10	PIN, 3/8 X 2 1/4 SQ WIRE LOCK	014151	1
11	BOLT, M10X35-8.8 HEX HEAD FULL THREAD ZINC	F81003-17	2
12	BOLT, M12 X 35-8.8 HEX HEAD FULL THREAD ZINC	F81004-24	2

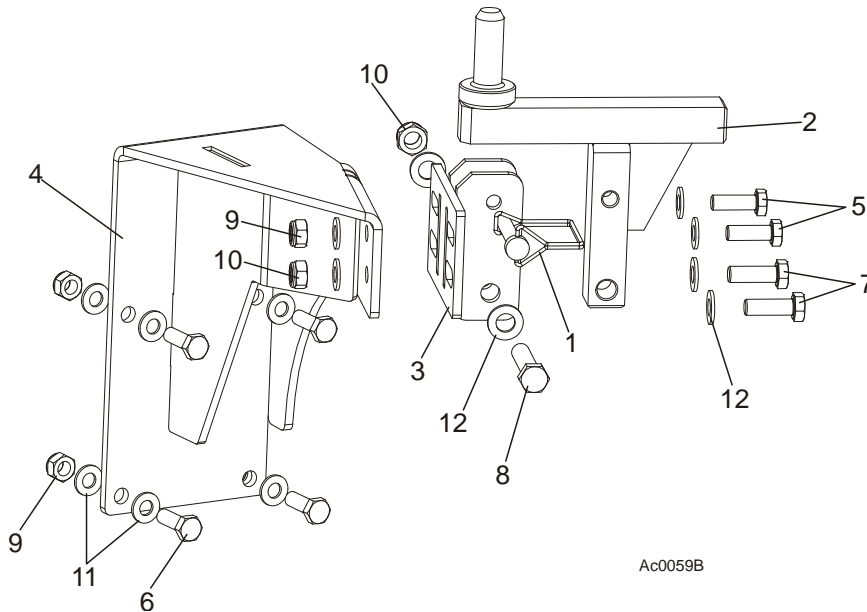
8.32 LT Sawmill Saw Head Rest Bracket

546306_001
 546306_MANUAL



REF.	DESCRIPTION (◆ indicates parts available in assemblies only)	PART #	QTY
-	BRACKET, LT SAWMILL SAW HEAD REST	546306	1
1	PLATE, SAW HEAD REST BRACKET	546307-1	1
2	PIN, SAW HEAD REST, LT20 PTD.	097935-1	1
3	PIN, 8 BN914 (BOSSARD 134650) LOCK	F81046-2	2
4	WASHER, 10.5 FLAT ZINC	F81055-1	8
5	BOLT, M10x125-8.8 HEX HEAD ZINC	F81003-18	2
6	NUT, M10-8-B HEX NYLON ZINC LOCK	F81033-1	4
7	BOLT, M10X30-5.8 HEX HEAD FULL THREAD	F81003-2	2

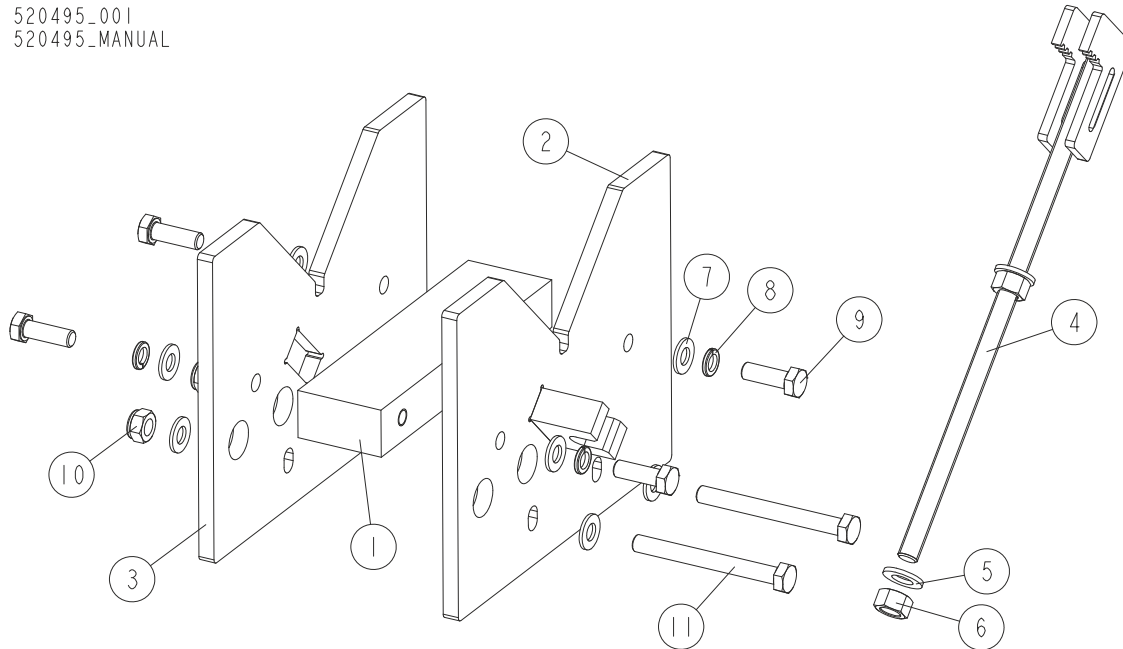
8.33 Saw Head Rest Pin Assembly



REF.	DESCRIPTION (◆ Indicates Parts Available In Assemblies Only)	PART #	QTY
	KIT, LT40ME15SAH3-1.8 SAW HEAD REST PIN - COMPLETE	501627	1
1	PIN, 3/8 X 2 1/4 SQ WIRE LOCK	014151	1
2	PIN, SAW HEAD REST BRACKET	090421-1	1
3	BRACKET, SAW HEAD REST PIN	092765-1	1
4	BRACKET, HORIZONTAL	501837-1	1
5	BOLT, M10X35-8.8 HEX HEAD FULL THREAD ZINC	F81003-17	2
6	BOLT, M10x30-5.8 HEX HEAD FULL THREAD ZINC	F81003-2	4
7	BOLT, M12 X 35-8.8-FE/ZN5 HEX HEAD FULL	F81004-24	2
8	BOLT, M12X60-8.8 HEX HEAD ZINC	F81004-5	1
9	NUT, M10-8-B HEX NYLON ZINC LOCK	F81033-1	6
10	NUT, M12-8 HEX NYLON ZINC LOCK	F81034-2	3
11	WASHER, 10.5 FLAT ZINC	F81055-1	12
12	WASHER, 13 FLAT ZINC	F81056-1	6

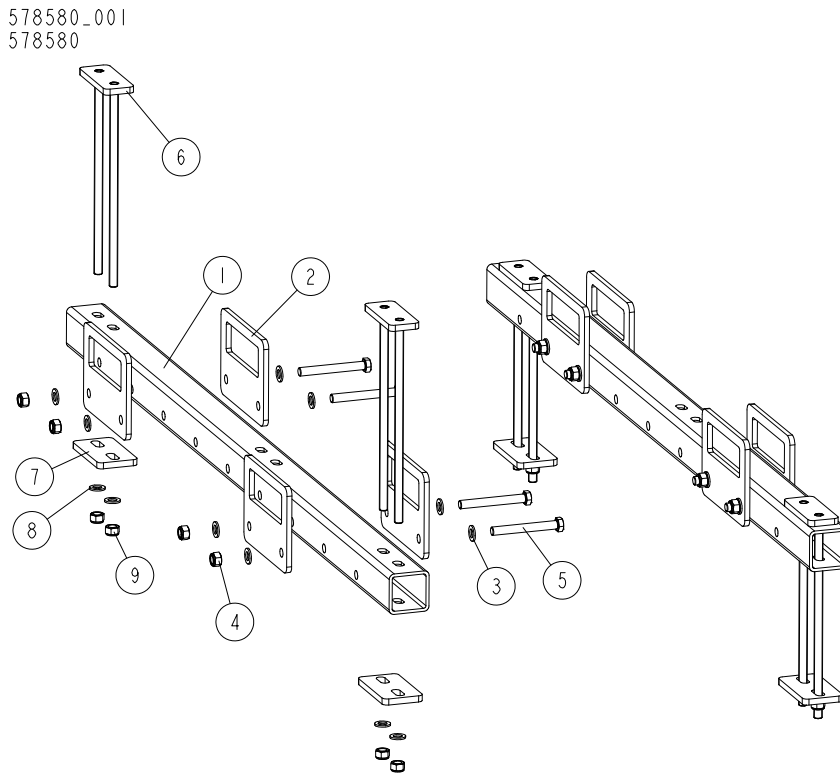
8.34 Octagonal Profile Sawing Tool (Option)

520495_001
 520495_MANUAL



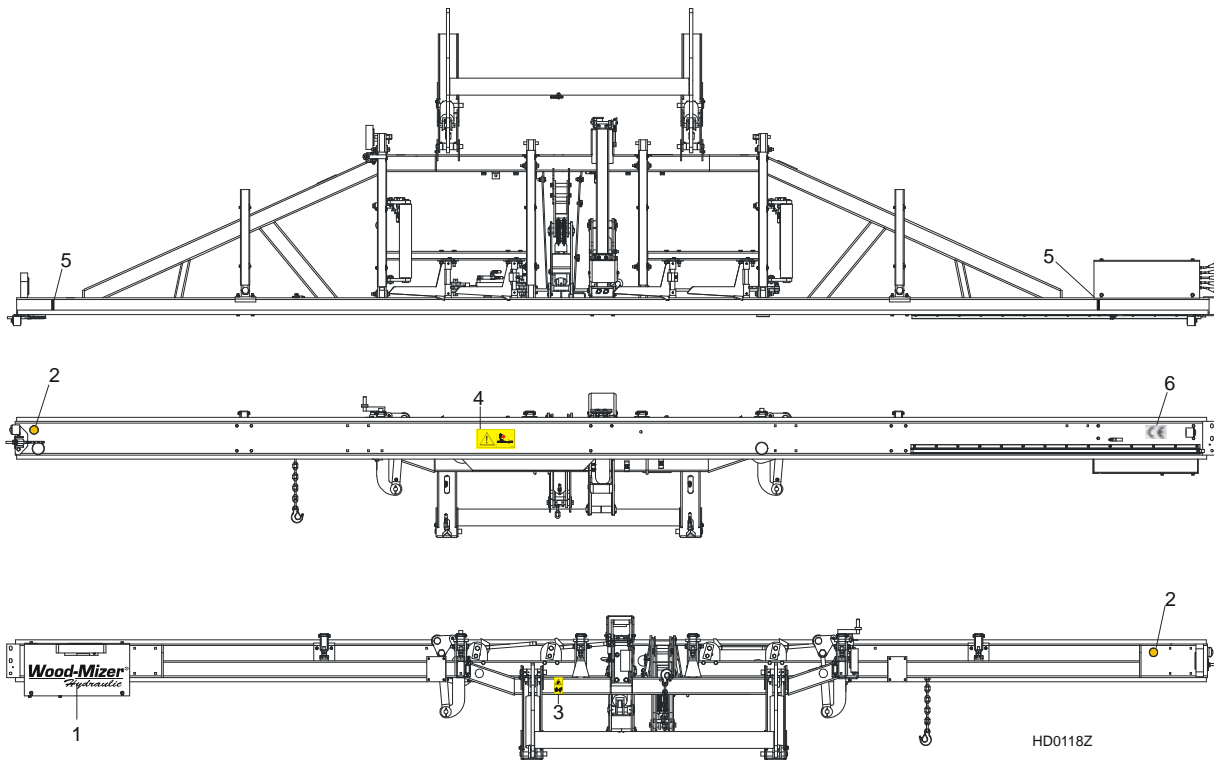
REF.	DESCRIPTION (◆ indicates parts available in assemblies only)	PART #	QTY
-	OCTAGONAL PROFILE SAWING TOOL	520495	1
1	BAR, INSIDE	520490-1	1
2	PLATE, FRONT	520492-1	1
3	PLATE, MAIN	520489-1	1
4	ARM, CLAMP	520496-1	1
5	WASHER, 13 FLAT ZINC	F81056-1	2
6	NUT, M12-8-B ZINC HEX	F81034-1	2
7	WASHER, 10.5 FLAT ZINC	F81055-1	8
8	WASHER, 10.2 SPLIT LOCK ZINC	F81055-2	4
9	BOLT, M10X30-5.8 HEX HEAD FULL THREAD	F81003-2	4
10	NUT, M10-8-B HEX NYLON ZINC LOCK	F81033-1	2
11	BOLT, M10X95-8.8-B HEX HEAD ZINC	F81003-71	2

8.35 Sawmills Transport Bracket Assembly (Option)



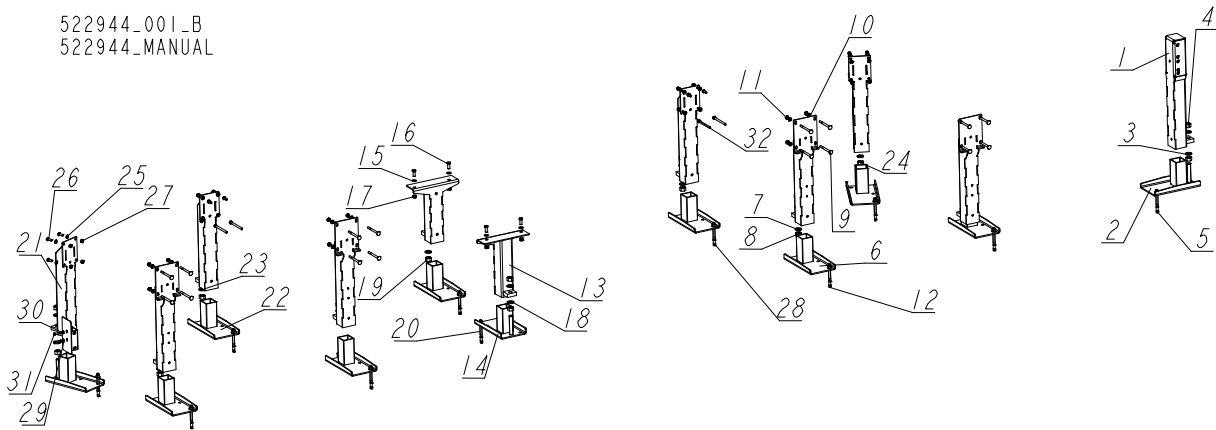
REF	DESCRIPTION (u indicates parts available in assemblies only)	PART #	QTY
-	TRANSPORT BRACKET ASSEMBLY, SAWMILLS	578580	1
-	BRACKET, TRANSPORT	578566	2
1	TUBE, TRANSPORT	578567-1	1
2	PLATE, TRANSPORT BRACKET	578569-1	4
3	WASHER, 17 FLAT ZINC	F81058-1	8
4	NUT, M16-8 HEX NYLON ZINC LOCK	F81036-2	4
5	BOLT, M16X130-8.8 HEX HEAD ZINC	F81006-35	4
-	CLAMP, FRAME	578572	2
6	PLATE	578577-1	1
7	PLATE, TRANSPORT BRACKET	578568-1	1
8	WASHER, 17 FLAT ZINC	F81058-1	2
9	NUT, M16-8 HEX NYLON ZINC LOCK	F81036-2	2

8.36 Bed Frame Decals



REF.	DESCRIPTION (◆ indicates parts available in assemblies only)	PART #	QTY
1	DECAL, WOOD-MIZER SUPER HYDRAULIC LOGO	014168	1
2	REFLECTOR, 2 DIA YELLOW	P07453	2
3	DECAL, KEEP A SAFE DISTANCE	099221	1
4	DECAL, SAWMILL TRAILER CAUTION, PICTOGRAM	099542	1
5	DECAL, 1/2 X 2 1/2 BLACK STRIP	S12051	2
6	DECAL, CE CERTIFIED SAWMILL (SMALL)	P85070	1

8.37 Stationary Legs for "M" Frame. 522944

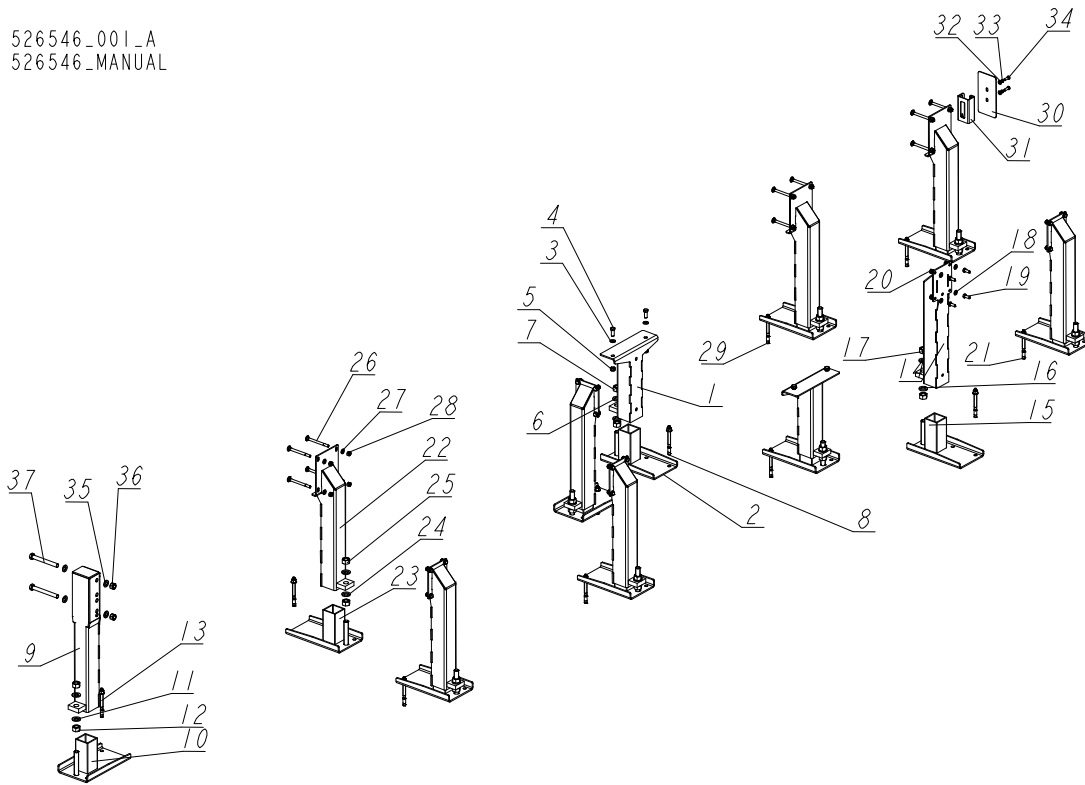
522944_001_B
522944_MANUAL

REF	DESCRIPTION (u indicates parts available in assemblies only)	PART #	QTY
-	LEG, M SUPER FRAME STATIONARY	522944	1
-	LEG, FRONT ADJUSTABLE STATIONARY	501641	1
1	LEG WELDMENT, FRONT ADJUSTABLE	508570-1	1
2	FOOT, WIDE	501084-1	1
3	WASHER, 21 FLAT ZINC	F81059-2	2
4	NUT, M20-8 HEX ZINC	F81037-1	2
5	STUD, M12 140MM ANCHOR	084529	1
-	LEG, RIGHT ADJUSTABLE STATIONARY	501640	4
6	FOOT, WIDE	501084-1	1
7	WASHER, 21 FLAT ZINC	F81059-2	2
8	NUT, M20-8 HEX ZINC	F81037-1	2
9	BOLT, M10X120 8.8 CARRIAGE ZINC	F81003-33	4
10	WASHER, 10.5 FLAT ZINC	F81055-1	4
11	NUT, M10-8-B NYLON HEX ZINC LOCK	F81033-1	4
12	STUD, M12 140MM ANCHOR	084529	1
-	LEG, MIDDLE ADJUSTABLE STATIONARY	501637	2
13	LEG, MIDDLE	507720-1	1
14	FOOT, WIDE	501084-1	1
15	WASHER, 13 FLAT ZINC	F81056-1	2
16	BOLT, M12X30-8.8 HEX HEAD FULL THREAD ZI	F81004-22	2
17	NUT, M12-8 HEX NYLON ZINC LOCK	F81034-2	2
18	WASHER, 21 FLAT ZINC	F81059-2	2
19	NUT, M20-8 HEX ZINC	F81037-1	2
20	STUD, M12 140MM ANCHOR	084529	1
-	LEG, LEFT ADJUSTABLE STATIONARY	501639	4
21	LEG, ADJUSTABLE	507715-1	1
22	FOOT, WIDE	501084-1	1
23	WASHER, 21 FLAT ZINC	F81059-2	2
24	NUT, M20-8 HEX ZINC	F81037-1	2
25	WASHER, 10.5 FLAT ZINC	F81055-1	4
26	BOLT, M10X25 8.8 HEX HEAD FULL THREAD ZI	F81003-11	2
27	NUT, M10-8-B NYLON HEX ZINC LOCK	F81033-1	4
28	STUD, M12 140MM ANCHOR	084529	1
-	COVER ASSEMBLY, MAIN TUBE	093052	1

REF	DESCRIPTION (u indicates parts available in assemblies only)	PART #	QTY	
29	WASHER, 8.4 FLAT ZINC	F81054-1	2	
30	WASHER, 8.2 SPLIT LOCK ZINC	F81054-4	2	
31	BOLT, M8X25-8.8-B HEX HEAD FULL THREAD	F81002-5	2	
32	BOLT, M10X125-8.8 HEX HEAD ZINC	F81003-18	4	

8.38 Stationary Legs for "S" Frame. 526546

526546_001_A
526546_MANUAL

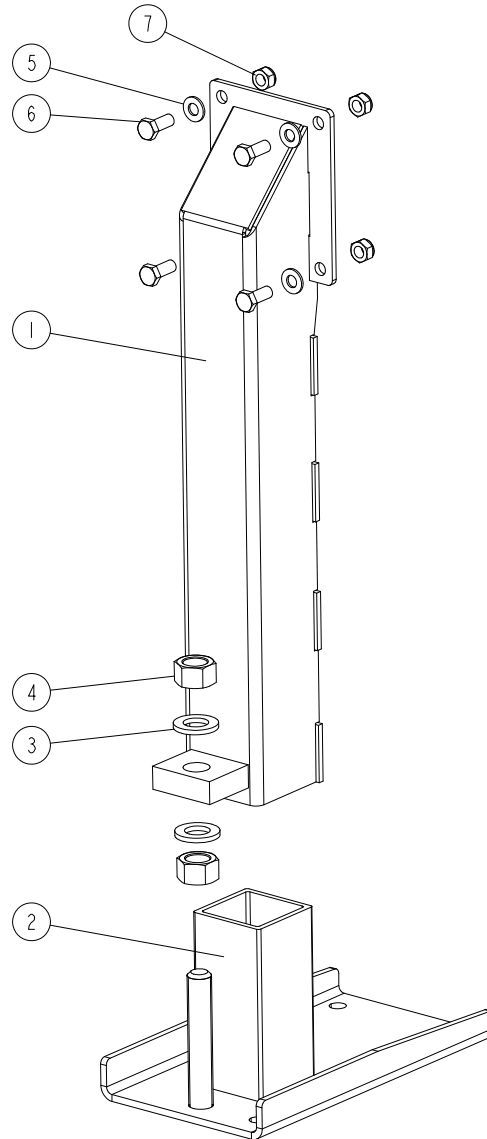


REF	DESCRIPTION (u indicates parts available in assemblies only)	PART #	QTY
-	LEG, S FRAME STATIONARY	526546	1
-	LEG, MIDDLE ADJUSTABLE STATIONARY	501637	2
1	LEG, MIDDLE	507720-1	1
2	FOOT, WIDE	501084-1	1
3	WASHER, 13 FLAT ZINC	F81056-1	2
4	BOLT, M12X30-8.8 HEX HEAD FULL THREAD ZI	F81004-22	2
5	NUT, M12-8 HEX NYLON ZINC LOCK	F81034-2	2
6	WASHER, 21 FLAT ZINC	F81059-2	2
7	NUT, M20-8 HEX ZINC	F81037-1	2
8	STUD, M12 140MM ANCHOR	084529	1
-	LEG, FRONT ADJUSTABLE STATIONARY	501641	1
9	LEG WELDMENT, FRONT ADJUSTABLE	508570-1	1
10	FOOT, WIDE	501084-1	1
11	WASHER, 21 FLAT ZINC	F81059-2	2
12	NUT, M20-8 HEX ZINC	F81037-1	2
13	STUD, M12 140MM ANCHOR	084529	1
-	LEG, LEFT ADJUSTABLE STATIONARY	501639	5
14	LEG, ADJUSTABLE	507715-1	1
15	FOOT, WIDE	501084-1	1
16	WASHER, 21 FLAT ZINC	F81059-2	2
17	NUT, M20-8 HEX ZINC	F81037-1	2
18	WASHER, 10.5 FLAT ZINC	F81055-1	4
19	BOLT, M10X25 8.8 HEX HEAD FULL THREAD ZI	F81003-11	4
20	NUT, M10-8-B NYLON HEX ZINC LOCK	F81033-1	4

REF	DESCRIPTION (u indicates parts available in assemblies only)	PART #	QTY	
21	STUD, M12 140MM ANCHOR	084529	1	
-	LEG, RIGHT ADJUSTABLE STATIONARY	501640	3	
22	LEG, MAIN TUBE (HIGH)	507620-1	1	
23	FOOT, WIDE	501084-1	1	
24	WASHER, 21 FLAT ZINC	F81059-2	2	
25	NUT, M20-8 HEX ZINC	F81037-1	2	
26	BOLT, M10X120 8.8 CARRIAGE ZINC	F81003-33	4	
27	WASHER, 10.5 FLAT ZINC	F81055-1	4	
28	NUT, M10-8-B NYLON HEX ZINC LOCK	F81033-1	4	
29	STUD, M12 140MM ANCHOR	084529	1	
-	COVER ASSEMBLY, MAIN TUBE	093052	1	
30	COVER, 201X101.6X3 TUBE	015023-1	1	
31	BRACKET WELDMENT, REAR MAIN TUBE COVER	087105-1	1	
32	WASHER, 8.4 FLAT ZINC	F81054-1	2	
33	WASHER, 8.2 SPLIT LOCK ZINC	F81054-4	2	
34	BOLT, M8X25-8.8-B HEX HEAD FULL THREAD	F81002-5	2	
35	WASHER, 17 FLAT ZINC	F81058-1	4	
36	NUT, M16-8 HEX NYLON ZINC LOCK	F81036-2	2	
37	BOLT, M16X140-8.8 HEX HEAD ZINC	F81006-4	2	

8.39 Stationary Leg (Part No. 501639)

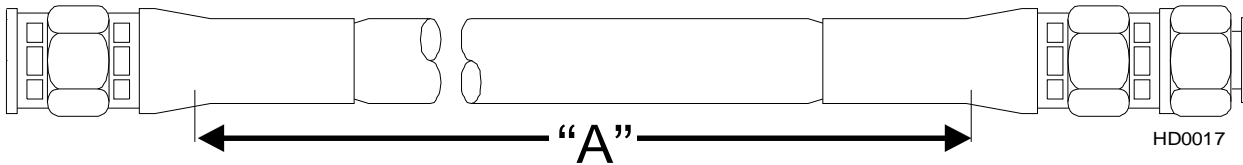
501639_001
501639_MANUAL



REF.	DESCRIPTION (* indicates parts available in assemblies only)	PART NO.	QTY
-	LEG, LEFT STATIONARY ADJUSTABLE	501639	1
1	TUBE WELDMENT, ADJUSTABLE LEG	507715-1	1
2	FOOT, WIDE	501084-1	1
3	WASHER, 21 FLAT ZINC	F81059-2	2
4	NUT, M20-8 HEX ZINC	F81037-1	2
5	WASHER, 10.5 FLAT ZINC	F81055-1	4
6	BOLT, M10X25 8.8 HEX HEAD FULL THREAD ZINC	F81003-11	4
7	NUT, M10-8-B HEX NYLON ZINC LOCK	F81033-1	4

SECTION 9 HYDRAULIC SYSTEM

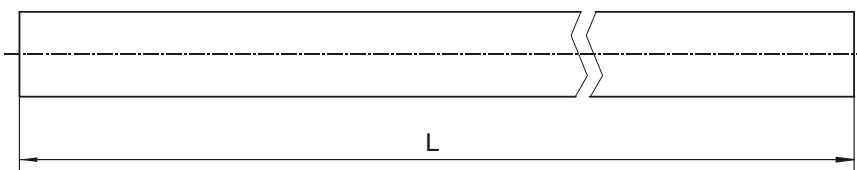
9.1 Hydraulic Hoses, LT40 Series AH



COLOR	LENGTH "A" [m]	DESCRIPTION (◆ indicates parts available in assemblies only)	PART #	QTY
None	0.25	3/8" HYDRAULIC PUMP TO VALVE	087774	1
Plain	0.69	3/8" LOG TURNER CYLINDER BASE	014796	1
Orange	0.53	3/8" LOG TURNER CYLINDER TOP	087775	1
Yellow	2.66	1/4" FRONT TOE BOARD TOP (LT40S)	087790	1
	3.81	1/4" FRONT TOE BOARD TOP (LT40M)	087776	1
Gray	2.66	1/4" FRONT TOE BOARD BASE (LT40S)	087790	1
	3.81	1/4" FRONT TOE BOARD BASE (LT40M)	087776	1
Plain	4.21	3/8" SIDE SUPPORT CYLINDER TOP (LT40S)	087791	1
	4.77	3/8" SIDE SUPPORT CYLINDER TOP (LT40M)	087777	1
Pink	4.21	3/8" SIDE SUPPORT CYLINDER BASE (LT40S)	087791	1
	4.77	3/8" SIDE SUPPORT CYLINDER BASE (LT40M)	087777	1
White	3.68	3/8" CLAMP CYLINDER TOP (LT40S)	087792	1
	3.98	3/8" CLAMP CYLINDER TOP (LT40M)	087778	1
Dark Orange	3.27	3/8" CLAMP CYLINDER BASE (LT40S)	087793	1
	3.83	3/8" CLAMP CYLINDER BASE (LT40M)	087779	1
Purple	5.18	1/4" REAR TOE BOARD TOP (LT40S)	087794	1
	5.74	1/4" REAR TOE BOARD TOP (LT40M)	087780	1
Black	5.18	1/4" REAR TOE BOARD BASE (LT40S)	087794	1
	5.74	1/4" REAR TOE BOARD BASE (LT40M)	087780	1
Green	1.58	3/8" LOADING ARM BRANCH TOP	014797	2
Yellow	1.60	3/8" LOADING ARM BRANCH BASE	014798	1
Yellow	1.80	3/8" LOADING ARM BRANCH BASE	093329	1
Blue	4.34	3/8" LOADING ARM CYLINDER TOP (LT40S)	087795	1
	4.90	3/8" LOADING ARM CYLINDER TOP (LT40M)	087781	1
Red	4.34	3/8" LOADING ARM CYLINDER BOTTOM (LT40S)	087795	1
	4.90	3/8" LOADING ARM CYLINDER BOTTOM (LT40M)	087781	1
Green	4.57	1/4" CLAMP UP (LT40S)	087796	1
	5.13	1/4" CLAMP UP (LT40M)	087789	1
Yellow	4.57	1/4" CLAMP DOWN (LT40S)	087796	1
	5.13	1/4" CLAMP DOWN (LT40M)	087789	1
White	4.00	1/4" FRONT LOG CLAMP, IN/OUT CYLINDER BOTTOM (AH5)	094778	1
Orange	4.00	1/4" FRONT LOG CLAMP, IN/OUT CYLINDER TOP (AH5)	094778	1
Red	3.80	1/4" FRONT LOG CLAMP, UP/DOWN CYLINDER BOTTOM (AH5)	094779	1

Blue	3.80	1/4" FRONT LOG CLAMP, UP/DOWN CYLINDER TOP (AH5)	094779	1	
White	6.00	1/4" REAR LOG CLAMP, IN/OUT CYLINDER BOTTOM (AH5)	094780	1	
Orange	6.00	1/4" REAR LOG CLAMP, IN/OUT CYLINDER TOP (AH5)	094780	1	
Red	5.60	1/4" REAR LOG CLAMP, UP/DOWN CYLINDER BOTTOM (AH5)	094781	1	
Blue	5.60	1/4" REAR LOG CLAMP, UP/DOWN CYLINDER TOP (AH5)	094781	1	
Plain	0.40	3/8" HYDRAULIC VALVE TO OIL FLOW CONTROL VALVE (AH5)	094782	1	
Plain	0.53	3/8" HYDRAULIC PUMP TO OIL FLOW CONTROL VALVE (AH5)	087775	1	
Red	1.50	1/4" FIRST CLAMP, UP/DOWN CYLINDER BOTTOM (AH7)	095211	1	
Blue	1.50	1/4" FIRST CLAMP, UP/DOWN CYLINDER TOP (AH7)	095211	1	
Red	4.00	1/4" SECOND CLAMP, UP/DOWN CYLINDER BOTTOM (AH7)	095212	1	
Blue	4.00	1/4" SECOND CLAMP, UP/DOWN CYLINDER TOP (AH7)	095212	1	
Red	8.00	1/4" THIRD CLAMP, UP/DOWN CYLINDER BOTTOM (AH7)	095213	1	
Blue	8.00	1/4" THIRD CLAMP, UP/DOWN CYLINDER TOP (AH7)	095213	1	
Orange	0.40	1/4" HYDRAULIC VALVE POWER CORD TO CLAMP IN/OUT CYLINDER T-FITTING, BOTTOM (AH7)	095214	1	
White	0.40	1/4" HYDRAULIC VALVE POWER CORD TO CLAMP IN/OUT CYLINDER T-FITTING, TOP (AH7)	095214	1	
Orange	7.00	1/4" THIRD CLAMP, IN/OUT CYLINDER BOTTOM (AH7)	095215	1	
White	7.00	1/4" THIRD CLAMP, IN/OUT CYLINDER TOP (AH7)	095215	1	
Orange	2.50	1/4" FIRST/SECOND CLAMP, IN/OUT CYLINDER BOTTOM (AH7)	095216	1	
White	2.50	1/4" FIRST/SECOND CLAMP, IN/OUT CYLINDER TOP (AH7)	095216	1	
Orange	1.20	1/4" FIRST/SECOND CLAMP, IN/OUT CYLINDER BOTTOM (AH7)	095217	1	
White	1.20	1/4" FIRST/SECOND CLAMP, IN/OUT CYLINDER TOP (AH7)	095217	1	

Protective Conduits, LT40 Series AH Hydraulic Hoses



LENGTH "L" [m]	DESCRIPTION (◆ indicates parts available in assemblies only)	PART #	QTY
0.70	PROTECTIVE CONDUIT, LOG TURNER HOSE	099761	2
0.28	PROTECTIVE CONDUIT, CLAMP IN/OUT CYLINDE	099762	1
0.45	PROTECTIVE CONDUIT, IN/OUT CYLINDER HOSE - TOP	099763	1
1.35	PROTECTIVE CONDUIT, CLAMP UP/DOWN CYLINDER	099764	1
1.65	PROTECTIVE CONDUIT, CLAMP UP/DOWN CYLINDER	099765	1



9.2 LT40 Hydraulic Control Boxes

REF	DESCRIPTION (◆ indicates parts available in assemblies only)	PART #	QTY	
-	BOX, AH4 LT40/70 HYDRAULIC CONTROL - COM	096642 ¹	-	
-	BOX, LT40/70 AC 17-SECTION HYDRAULIC CON	513995 ²	-	
-	BOX, LT40/70 18-SECTION HYDRAULIC - COMPLETE	531246 ³	-	
-	BOX, LT40/70 AC 16-SECTION HYDRAULIC - C	522984 ⁴	-	
-	HYDRAULIC CONTROL BOX, LT40/70AC BX24 10	513997 ⁵	-	
-	BOX, AH6 HYDRAULIC	096793 ⁶	-	

¹ For LT40/70 M AC

² For LT40/70 M AC

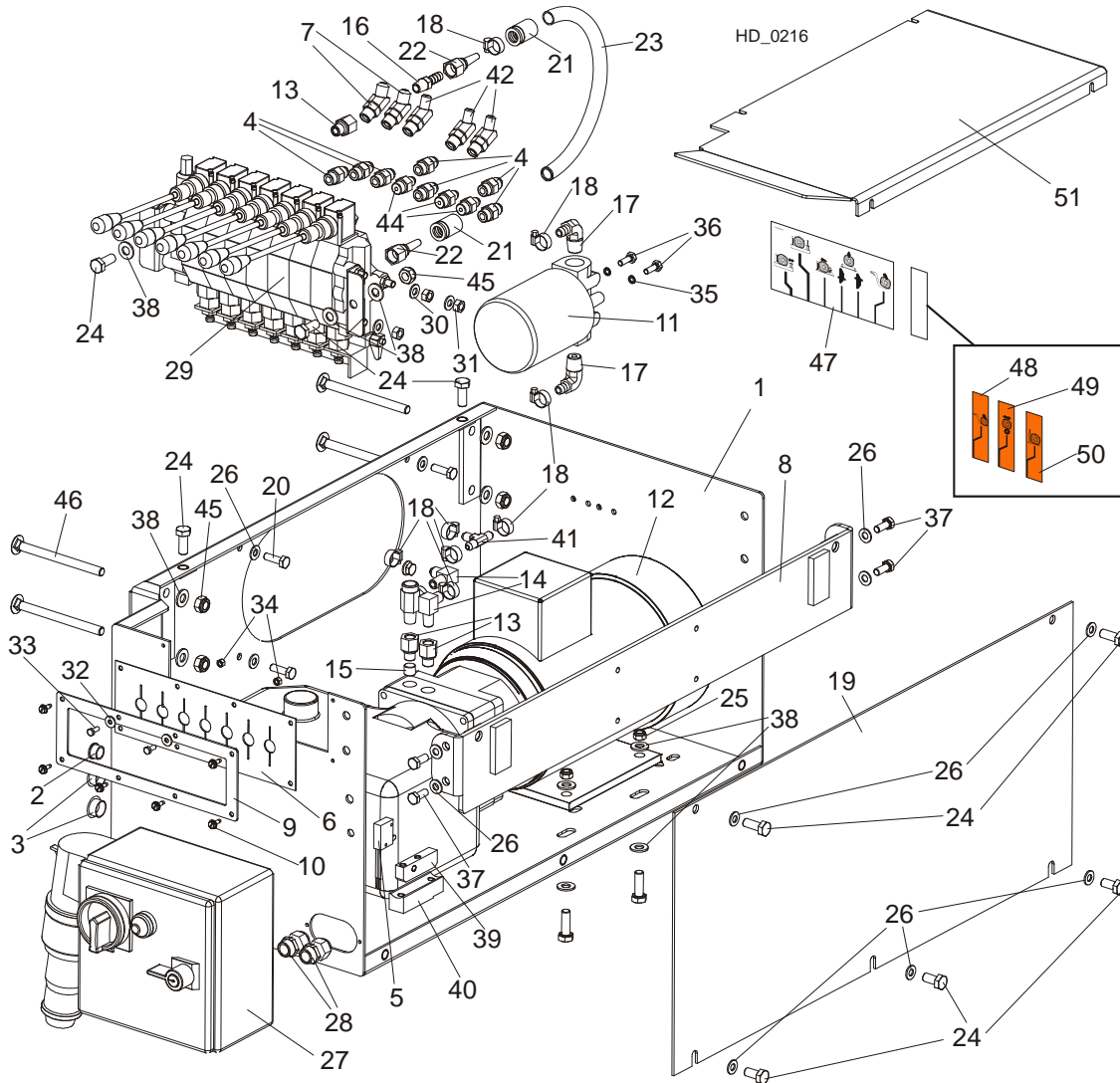
³ For LT40/70 M AC

⁴ For LT40/70 M AC

⁵ For LT40/70 M AC

⁶ For LT40/70 M AC

9.3 Hydraulic Control Box, LT40/70 AH-7 (Option)



REF.	DESCRIPTION (◆ indicates parts available in assemblies only)	PART #	QTY
	BOX, AH 7-SECTION LT40/70 HYDRAULIC	510563	1
1	BOX WELDMENT, 7-SECTION HYDRAULIC	555345-1	1
2	GROMMET, 15,9 UB625 RUBBER	086816	1
3	CAP, SR1086 22.2 HOLE	093544	2
4	FITTING, 3/8 O-RING-3/8JIC	014687	7
5	SWITCH, 2A 125V R-LEVER NO/NC/COM	014765	1
6	GUARD, 7-SECTION HYD. VALVE RUBBER	510566	1
7	FITTING, #6SAE 45 DEG ELBOW	015489	2
8	BRACKET, AC HYDRAULIC BOX - COMPLETE	086518-1	1
9	PLATE, RUBBER GUARD MOUNTING	510567-1	1
10	SCREW, #10-24x1/2 SELF-TAPPING	F05015-7	5
11	MANIFOLD, W/FILTER	P22683	1
12	PUMP, AC-4KW (Q=14.5L/MIN) HYDRAULIC W/MOTOR	500958	1
13	FITTING, 6SAE MALE-1/4NPT FEMALE	014686	3



Hydraulic System

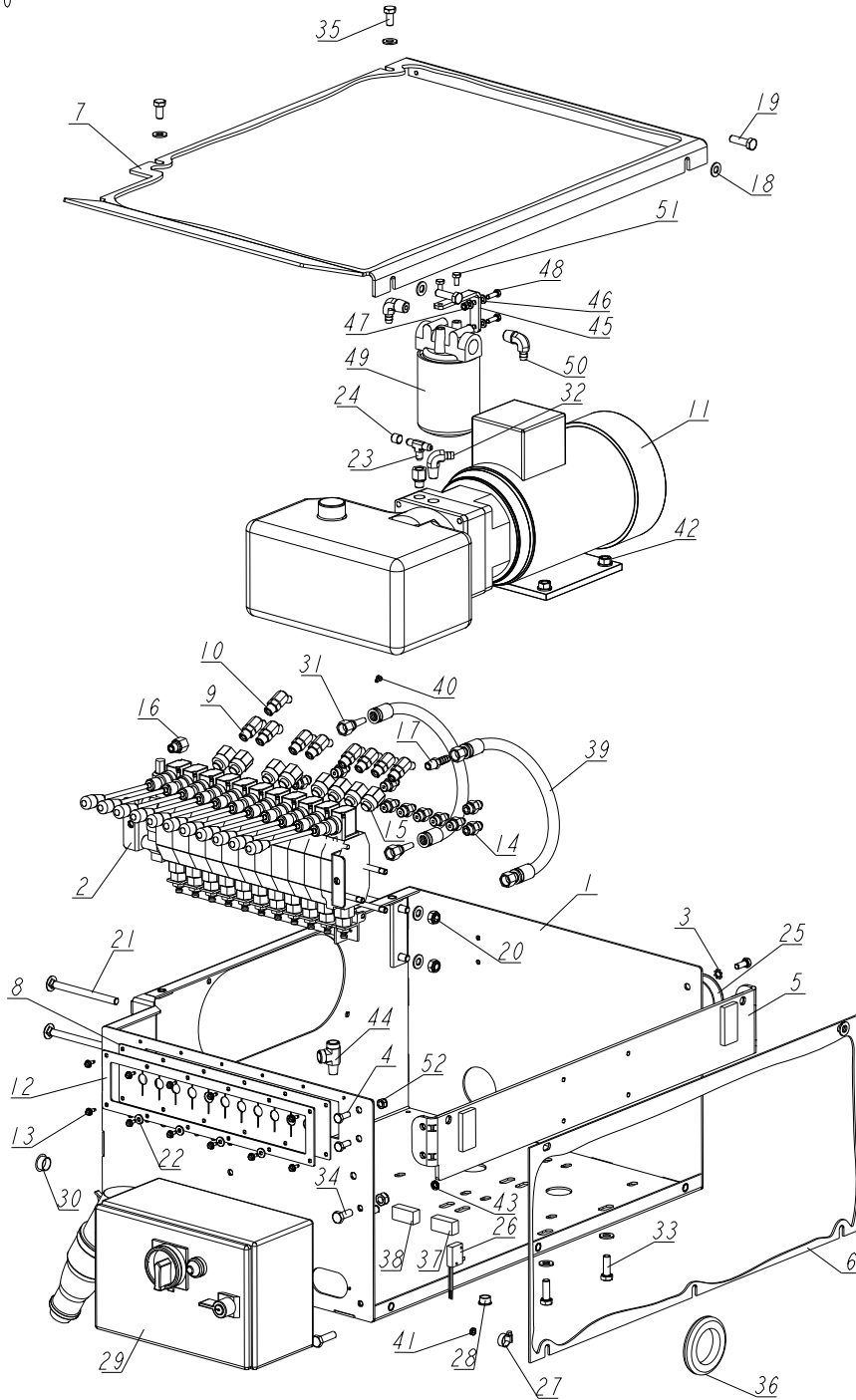
Hydraulic Control Box, LT40/70 AH-7 (Option)

14	FITTING, 3/8JIC-1/4NPT 90L	015491	2	
15	PLUG, 1/4-18 NPT BLANK	096221	2	
16	FITTING, 1/4NPT-3/8 BARB	014685	1	
17	FITTING, 1/2NPT-3/8 BARB ELBOW	P12707	2	
18	CLAMP, 11/16 WORM	061807	8	
19	PANEL, AC HYDRAULIC BOX FRONT	086484-1	1	
20	BOLT, M8x25-8.8-B HEX HEAD FULL THREAD ZINC	F81002-5	4	
	HOSE, 2T3/8X0.533 W9/16UNF-W9/16UNF HYDRAULIC	087775	1	
21	CRIMPSOCKET 3/8" HYDRAULIC HOSE	085901	2	
22	FITTING, JIC 9/16-18	085900	2	
23	HOSE, 3/8" (C/S-20MPa)P/N8106-6-06 HYDRAULIC	R02132	1	
24	BOLT, M10X25 8.8 HEX HEAD FULL THREAD ZINC	F81003-11	6	
25	NUT, M8-8-B HEX NYLON ZINC LOCK	F81032-2	4	
26	WASHER, 8.4 FLAT ZINC	F81054-1	13	
27	BOX, AC 4KW LT40/70 STARTER	566251	1	
28	GLAND, DP 11/H CABLE	085388	2	
29	VALVE, 7-SECTION AC HYDRAULIC	510560	1	
30	WASHER, 8.4 FLAT ZINC	F81054-1	6	
31	NUT, M8-8-B HEX ZINC	F81032-1	6	
32	WASHER, 5.5 SPECIAL FLAT ZINC	F81052-3	2	
33	BOLT, M5X12-5.8 HEX HEAD FULL THREAD ZINC	F81000-5	2	
34	NUT, M5-8 HEX ZINC	F81030-1	2	
35	WASHER, Z 6.1 SPLIT LOCK ZINC	F81053-3	2	
36	BOLT, 1/4-20X3/4 FT HHC	F05005-1	2	
37	BOLT, M8x20-8.8-B HEX HEAD FULL THREAD ZINC	F81002-4	4	
38	WASHER, 10.5 FLAT ZINC	F81055-1	16	
39	BUTTON, HOT CONTACT 1997	015253	1	
40	BLOCK, EXTEN. HYD. GROUND CONTACT	015264	1	
41	FITTING, 3/8 BARB TEE	015485	1	
42	FITTING, #4SAE-#6SAE 45 DEG. ELBOW	015488	3	
43	BOLT, M10X30-5.8 HEX HEAD FULL THREAD ZINC	F81003-2	4	
44	FITTING, 1/4JIC-3/8 O-RING	P26284	3	
45	NUT, M10-8-B HEX NYLON ZINC LOCK	F81033-1	6	
46	BOLT, M10X125 CARRIAGE	F81003-34	4	
47	DECAL, HYDRAULIC CONTROL SUPER '97 (ENGLISH)	015364-A1	1	
48	DECAL, ADDITIONAL HYDRAULIC SECTION - LOG LOADER	511426 ¹	1	
49	DECAL, ADDITIONAL HYDRAULIC SECTION - POWER ROLLER	511427 ¹	1	
50	DECAL, ADDITIONAL HYDRAULIC SECTION - SIDE SUPPORT	511428 ¹	1	
51	COVER, AC HYDRAULIC CONTROL BOX	545693-1	1	

¹ Depending on order

9.4 Hydraulic Control Box, AC 11-Section

510570_001
510570

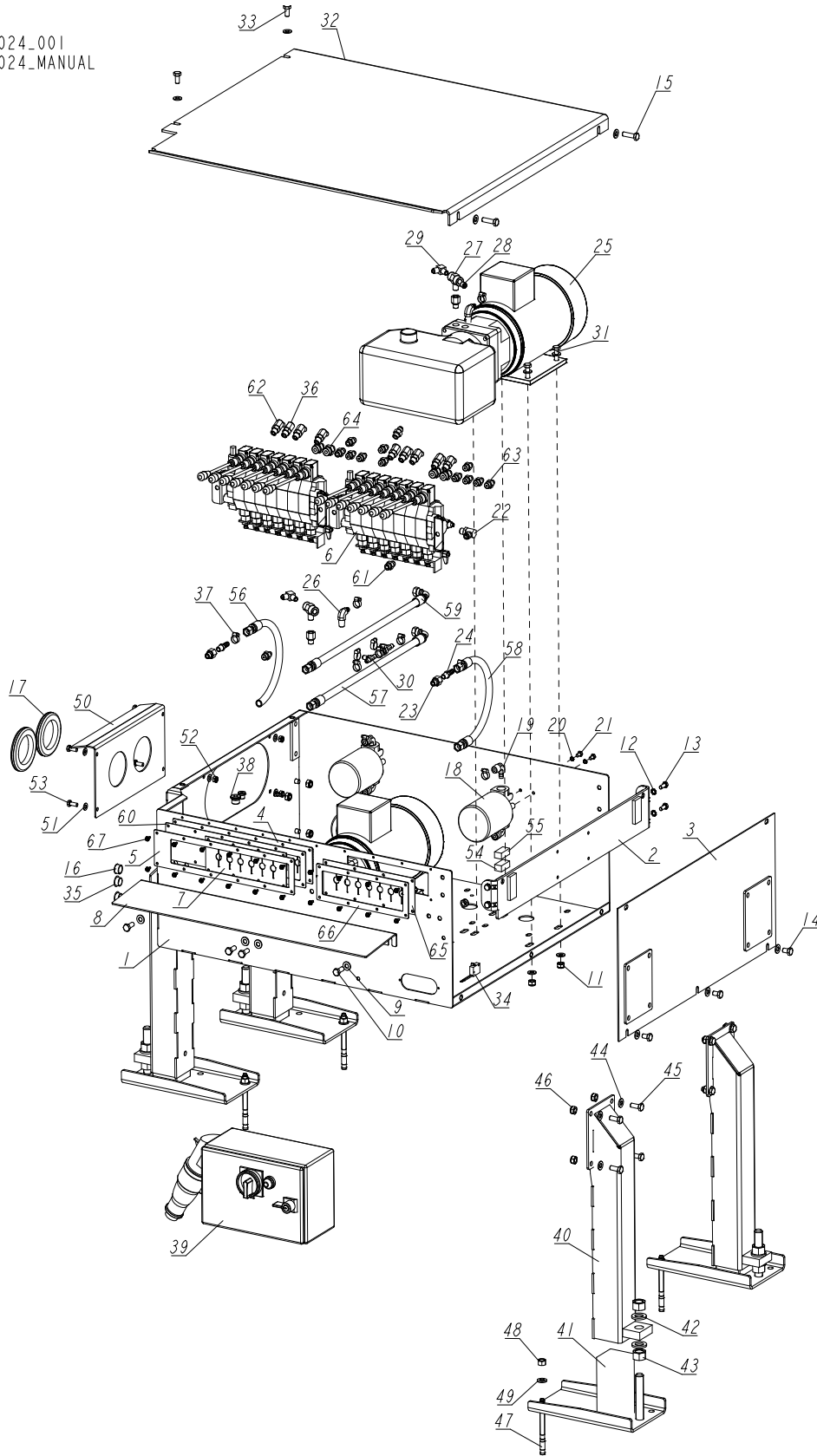


REF	DESCRIPTION (◆ indicates parts available in assemblies only)	PART #	QTY
-	BOX, AH 6-7 11-SECTION LT40/70 HYDRAULIC	510570	1
1	BOX WELDMENT, HYDRAULIC	545691-1	1
2	VALVE, 11-SECTION HDS11/10 HYDRAULIC	510568	1
3	WASHER, 8.4 EXTERIOR STAR LOCK ZINC	F81054-3	4
4	BOLT, M8X20-8.8-B HEX HEAD FULL THREAD ZINC	F81002-4	4
5	BRACKET, AC HYDRAULIC BOX - COMPLETE	086518-1	1
6	PANEL, AC HYDRAULIC BOX FRONT	086484-1	1

REF	DESCRIPTION (◆ indicates parts available in assemblies only)	PART #	QTY
7	COVER, AC/DC HYDRAULIC CONTROL BOX	091734-1	1
8	COVER, 11-SECTION VALVE RUBBER	518926	1
9	FITTING, #6SAE 45 DEG ELBOW	015489	3
10	FITTING, #4SAE-#6SAE 45 DEG ELBOW	015488	6
11	PUMP, AC-4KW (Q=14,5L/MIN) HYDRAULIC W/MOTOR	500958	1
12	COVER, 11-SECTION VALVE GUARD PTD	510571-1	1
13	#10-24X1/2 SLF TP SC	F05015-7	12
14	FITTING, 3/8 O-RING-3/8JIC	014687	4
15	FITTING, 1/4JIC-3/8 O-RING	P26284	10
16	FITTING, 6SAE MALE-1/4NPT FEMALE	014686	2
17	FITTING, 1/4NPT-3/8 BARB	014685	1
18	WASHER, 10.5 FLAT ZINC	F81055-1	21
19	BOLT, M10X35-8.8 HEX HEAD FULL THREAD ZINC	F81003-17	9
20	NUT, M10-8-B HEX NYLON ZINC LOCK	F81033-1	6
21	BOLT, M10X125 CARRIAGE	F81003-34	4
22	WASHER, 5.5 SPECIAL FLAT ZINC	F81052-3	4
23	FITTING, 3/8 BARB TEE	015485	1
24	PLUG, 1/4-18 NPT BLANK	096221	1
25	CAP, HSA2790 (63.6 DIA.)	092859	2
26	SWITCH, 2A 125V R-LEVER NO/NC/COM	014765	1
27	CLAMP, 11/16 WORM	061807	4
28	GROMMET, 15,9 UB625 RUBBER	086816	1
29	BOX, LT40/70 ELECTRICAL	566251	1
30	CAP, SR1086 22.2 HOLE	093544	1
31	HOSE, 2T3/8X0.533 W9/16UNF-W9/16UNF HYDRAULIC	094782	1
32	FITTING, 3/8NPT-3/8 BARB ELBOW	P12708	1
33	BOLT, M10X30-5.8 HEX HEAD FULL THREAD ZINC	F81003-2	4
34	BOLT, M10X25 8.8 HEX HEAD FULL THREAD ZINC	F81003-11	2
35	BOLT, ISO 4017-M10X20-8.8-A2E HEX HEAD	F81003-53	2
36	GROMMET, 55MM DIA. RUBBER	085614	2
37	CONTACT ASSEMBLY, AC NEGATIVE	086624	1
38	CONTACT ASSEMBLY, AC POSITIVE	086625	1
39	HOSE, 2T3/8X0.533 W9/16UNF-W9/16UNF HYDRAULIC	087775	1
40	NOZZLE, D092-O 1MM DIA. PROPANE&BUTANE	091007	1
41	NUT, #10-24 SELF-LOCKING	F05010-14	4
42	NUT, M10-8-B-HEX ZINC	F81033-3	4
43	WASHER, 8.2 SPLIT LOCK ZINC	F81054-4	6
44	FITTING, 1/4NPT MALE RUN TEE	P09141	1
45	BRACKET, OIL FILTER	550029-1	1
46	WASHER, 6.4 FLAT ZINC	F81053-1	4
47	NUT, M6-8-B NYLON HEX ZINC LOCK	F81031-2	2
48	BOLT, M6X20 8.8 HEX HEAD FULL THREAD ZINC	F81001-2	2
49	MANIFOLD, W/FILTER	P22683	1
50	FITTING, 1/2NPT-3/8 BARB ELBOW	P12707	2
51	BOLT, 1/4-20X1/2 HEX HEAD	F05005-15	2
52	NUT, M8-8-B HEX NYLON ZINC LOCK	F81032-2	4

9.5 Hydraulic Control Box, LT40/70 AC 14-Section

541024_001
 541024_MANUAL





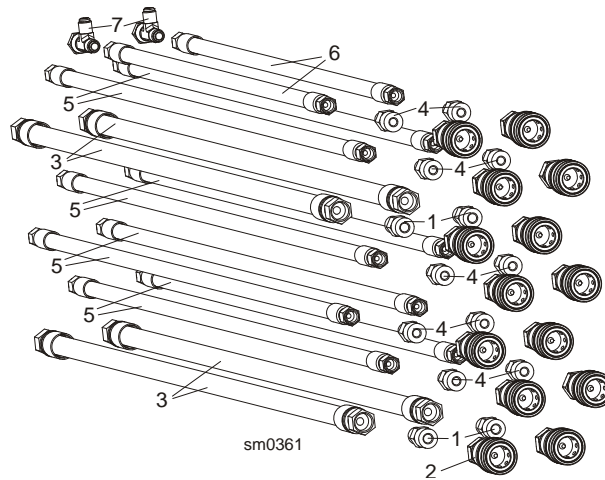
Hydraulic System

Hydraulic Control Box, LT40/70 AC 14-Section

REF	DESCRIPTION (◆ indicates parts available in assemblies only)	PART #	QTY
-	BOX, LT40/70 AC 14-SECTION HYDRAULIC CONTROL - COMPLETE	541024	1
1	BOX WELDMENT, HYDRAULIC CONTROL PTD	505946-1	1
2	BRACKET, AC HYDRAULIC BOX - COMPLETE	086518-1	1
3	PANEL, AC HYDRAULIC BOX FRONT	086484-1	1
4	GUARD, 10-SECTION RUBBER HYDRAULIC VALVE	091739	1
5	PLATE, 10-SECTION VALVE	091826-1	1
6	VALVE, 7-SECTION AC HYDRAULIC	510560	2
7	GUARD, RUBBER DOUBLE VALVE	015079	1
8	PLATE FOR DECALS	505949-1	1
9	WASHER, 10.5 FLAT ZINC	F81055-1	27
10	BOLT, M10X25 8.8 HEX HEAD FULL THREAD ZI	F81003-11	4
11	NUT, M10-8-B HEX NYLON ZINC LOCK	F81033-1	12
12	WASHER, 8.4 EXTERIOR STAR LOCK ZINC	F81054-3	4
13	BOLT, M8X20-8.8-B HEX HEAD FULL THREAD ZINC	F81002-4	4
14	BOLT, M10X16-8.8 HEX HEAD FULL THREAD ZINC	F81003-13	3
15	BOLT, M10X35-8.8 HEX HEAD FULL THREAD ZI	F81003-17	2
16	GROMMET, HEYCO WIRE	P04137	1
17	GROMMET, 80MM DIA. RUBBER	089293	4
18	MANIFOLD, W/FILTER	P22683	2
19	FITTING, 1/2NPT-3/8 BARB ELBOW	P12707	4
20	WASHER, Z 6.1 SPLIT LOCK ZINC	F81053-3	2
21	BOLT, 1/4-20X1/2 HEX HEAD	F05005-15	4
22	FITTING, #6 SAE 3/8"JIC ELBOW	P12704	1
23	FITTING, 6SAE MALE-1/4NPT FEMALE	014686	4
24	FITTING, 1/4NPT-3/8 BARB	014685	2
25	PUMP, AC.5,5KW 18.5L/MIN HYDRAULIC W/MOT	517840	2
26	FITTING, 3/8NPT-3/8 BARB ELBOW	P12708	2
27	FITTING, 1/4NPT MALE RUN TEE	015486	2
28	PLUG, 1/4-18 NPT BLANK	096221	1
29	FITTING, 3/8JIC-1/4NPT 90L	015491	2
30	FITTING, 3/8 BARB TEE	015485	2
31	BOLT, M10X30-5.8 HEX HEAD FULL THREAD ZINC	F81003-2	8
32	COVER, HYDRAULIC CONTROL BOX	505948-1	1
33	BOLT, M10X20-5.8 HEX HEAD FULL THREAD ZINC	F81003-1	2
34	SWITCH, 2A 125V R-LEVER NO/NC/COM	014765	1
35	CAP, SR1086 22.2 HOLE	093544	2
36	FITTING, #6SAE 45 DEG ELBOW	015489	3
37	CLAMP, 11/16 WORM	061807	14
38	PLUG KIT FOR BOX #500508	505060	1
39	BOX, HYDRAULIC AC 5.5KW - 2 PUMPS	532190	1
-	LEG, LEFT ADJUSTABLE STATIONARY	501639	4
40	LEG WELDMENT - UPPER PART	507715-1	1
41	WIDE FOOT - ADJUSTABLE LEGS	501084-1	1
42	WASHER, 21 FLAT ZINC	F81059-2	2
43	NUT, M20-8 HEX ZINC	F81037-1	2
44	WASHER, 10.5 FLAT ZINC	F81055-1	4
45	BOLT, M10X25 8.8 HEX HEAD FULL THREAD ZI	F81003-11	4

REF	DESCRIPTION (◆ indicates parts available in assemblies only)	PART #	QTY
46	NUT, M10-8-B HEX NYLON ZINC LOCK	F81033-1	4
-	ANCHOR, M12X140MM KMC	084529	1
47	ANCHOR, M12X140MM KMC	084529	1
48	NUT, M12-8 HEX ZINC	F81034-1	1
49	WASHER, 13 FLAT ZINC	F81056-1	1
50	PLATE, HYDRAULIC HOSE COVER - COMPLETE	504261-1	1
51	WASHER, 8.4 FLAT ZINC	F81054-1	8
52	NUT, M8-8-B HEX NYLON ZINC LOCK	F81032-2	4
53	BOLT, M8X20-8.8 HEX HEAD FULL THREAD ZIN	F81002-1	4
54	CONTACT ASSEMBLY, AC NEGATIVE	086624	1
55	CONTACT ASSEMBLY, AC POSITIVE	086625	1
56	HOSE, 2T3/8X0.533 W9/16UNF-W9/16UNF HYDR	087775	1
57	HOSE, 2T3/8X1.100 W9/16UNF-W9/16UNF HYDR	093153	1
58	HOSE, 2T3/8X0.533 W9/16UNF-W9/16UNF HYDR	094782	1
59	HOSE, 3/8"(0.80 M) HYDRAULIC	505338	1
60	PLATE, RUBBER COVER MOUNT	540994-1	1
61	FITTING, 3/8 O-RING-3/8JIC	014687	4
62	FITTING, #4SAE-#6SAE 45 DEG ELBOW	015488	6
63	FITTING, 1/4JIC-3/8 O-RING	P26284	10
64	FITTING, 8SAE-6JIC	P12703	4
65	GUARD, 7-SECTION HYD. VALVE RUBBER	510566	1
66	PLATE, RUBBER GUARD MOUNTING	510567-1	1
67	#10-24X1/2 SLF TP SC	F05015-7	20

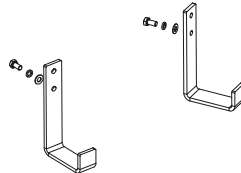
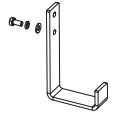
9.6 Hydraulic Hose Kit, AH "M" Frame Sawmills MBX12/24H1-6



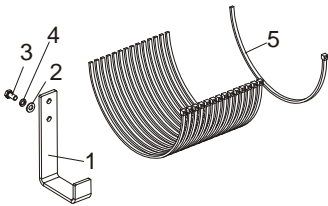
REF	DESCRIPTION (◆ indicates parts available in assemblies only)	PART #	QTY
	HYDRAULIC HOSE KIT, "M" FRAME 24H21	505834	1
1	FITTING, G3/8-9/16-18JIC HAND PUMP	091842	2
2	FITTING, 3/8" INT. THREAD BSP FEMALE QUICK DISCONNECT	504965	2
3	HOSE, 2T3/8X7.900 W9/16UNF-W9/16UNF HYDR	505849	2
	HYDRAULIC HOSE KIT, "M" FRAME 24H2	505836	1
1	FITTING, G3/8-9/16-18JIC HAND PUMP	091842	2
2	FITTING, 3/8" INT. THREAD BSP FEMALE QUICK DISCONNECT	504965	4
3	HOSE, 2T3/8X7.900 W9/16UNF-W9/16UNF HYDR	505849	2
4	FITTING, 7/16" JC/3/8" BSP STRAIGHT	505747	2
5	HOSE, 2T1/4X7.850 W7/16UNF-W7/16UNF HYDR	505850	2
	HYDRAULIC HOSE KIT, "M" FRAME (AH1-7) 24	505840	1
1	FITTING, G3/8-9/16-18JIC HAND PUMP	091842	4
2	FITTING, 3/8" INT. THREAD BSP FEMALE QUICK DISCONNECT	504965	8
3	HOSE, 2T3/8X7.900 W9/16UNF-W9/16UNF HYDR	505849	4
4	FITTING, 7/16" JC/3/8" BSP STRAIGHT	505747	4
5	HOSE, 2T1/4X7.850 W7/16UNF-W7/16UNF HYDR	505850	4
	HYDRAULIC HOSE KIT, "M" FRAME (AH1-7) 24	506090	1
1	FITTING, G3/8-9/16-18JIC HAND PUMP	091842	4
2	FITTING, 3/8" INT. THREAD BSP FEMALE QUICK DISCONNECT	504965	12
3	HOSE, 2T3/8X7.900 W9/16UNF-W9/16UNF HYDR	505849	4
4	FITTING, 7/16" JC/3/8" BSP STRAIGHT	505747	8
5	HOSE, 2T1/4X7.850 W7/16UNF-W7/16UNF HYDR	505850	6
6	HOSE, 2T1/4X6.100 W7/16UNF-W7/16UNF HYDR	506096	2
7	FITTING, W7/16" UNF JIC-2XZ7/16"UNF JIC	506098	2
	HYDRAULIC HOSE KIT, "M" FRAME (AH1-7) 24	506092	1
1	FITTING, G3/8-9/16-18JIC HAND PUMP	091842	4
2	FITTING, 3/8" INT. THREAD BSP FEMALE QUICK DISCONNECT	504965	14
3	HOSE, 2T3/8X7.900 W9/16UNF-W9/16UNF HYDR	505849	4
4	FITTING, 7/16" JC/3/8" BSP STRAIGHT	505747	10
5	HOSE, 2T1/4X7.850 W7/16UNF-W7/16UNF HYDR	505850	8
6	HOSE, 2T1/4X6.100 W7/16UNF-W7/16UNF HYDR	506096	2

7	FITTING, W7/16" UNF JIC-2XZ7/16"UNF JIC TEE	506098	2
---	---	--------	---

9.7 Hydraulic Hose Hanger Kit, "M" Frame (AH1-3) MBX12/24H1-4

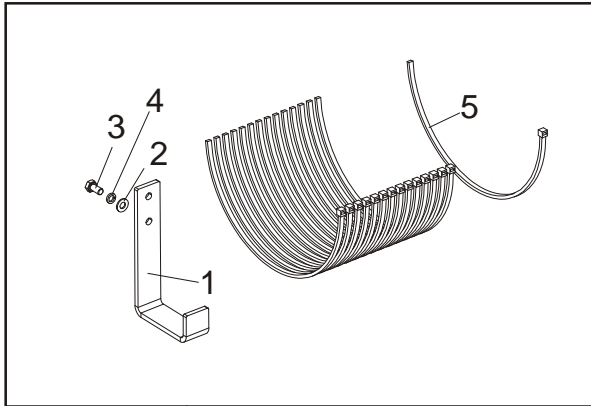


sm0362

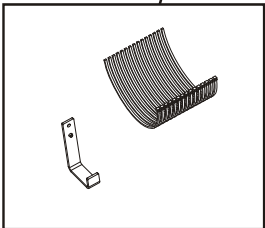
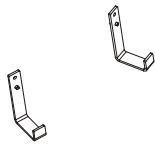


REF	DESCRIPTION (◆ indicates parts available in assemblies only)	PART #	QTY
	HYDRAULIC HOSE HANGER KIT, "M"FRAME AH1-	506101	1
1	HANGER, HYDRAULIC HOSE	505745-1	5
2	WASHER, 8.4 FLAT ZINC	F81054-1	5
3	WASHER, 8.2 SPLIT LOCK ZINC	F81054-4	5
4	BOLT, M8X16 -8.8-B HEX HEAD FULL THREAD	F81002-20	5
5	WRAP, TKUV 50/8 TIE	F81082-3	15

9.8 Hydraulic Hose Hanger Kit, "M" Frame (AH4-7) MBX12/24H5-6

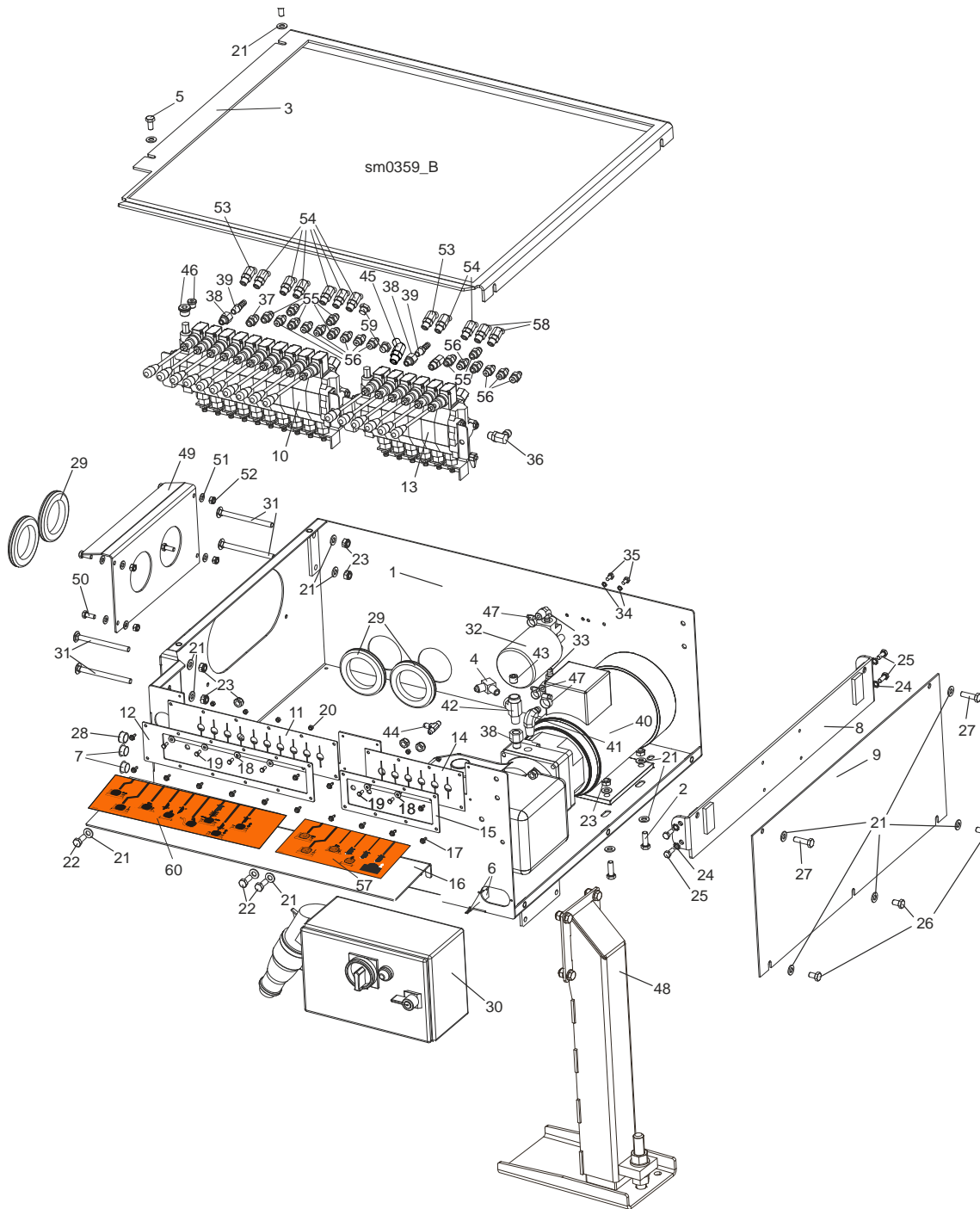


sm0363



REF	DESCRIPTION (◆ indicates parts available in assemblies only)	PART #	QTY
	HYDRAULIC HOSE HANGER KIT, "M" FRAME AH1	506102	1
1	HANGER, HYDRAULIC HOSE	505745-1	7
2	WASHER, 8.4 FLAT ZINC	F81054-1	8
3	WASHER, 8.2 SPLIT LOCK ZINC	F81054-4	8
4	BOLT, M8X16 -8.8-B HEX HEAD FULL THREAD	F81002-20	8
5	WRAP, TKUV 50/8 TIE	F81082-3	15

9.9 Hydraulic Control Box, 16-Section LT20/40/70AC



REF	DESCRIPTION (◆ indicates parts available in assemblies only)	PART #	QTY
	BOX, 16-SECTION LT40/70AC HYDRAULIC CONTROL - COMPLETE 2X4KW	545695	1
	BOX, 16-SECTION LT40/70AC HYDRAULIC CONTROL - COMPLETE	505945	1
	BOX, AC 16-SECTION LT20 HYDRAULIC CONTRO	505950	1
	BOX, LT40/70 AC 17-SECTION HYDRAULIC CON	513995	1
	BOX, LT20 W/BX24 M 17-SECTION HYDRAULIC	513996	1
1	BOX WELDMENT, HYDRAULIC CONTROL PTD	505946-1	1
2	BOLT, M10X30-5.8 HEX HEAD FULL THREAD ZI	F81003-2	4
3	COVER, HYDRAULIC CONTROL BOX	505948-1	1



Hydraulic System

Hydraulic Control Box, 16-Section LT20/40/70AC

4	FITTING, 3/8JIC-1/4NPT 90L	015491	2	
5	BOLT, M10X20-5.8 HEX HEAD FULL THREAD ZINC	F81003-1	2	
6	SWITCH, 2A 125V R-LEVER NO/NC/COM	014765	1	
7	CAP, SR1086 22.2 HOLE	093544	2	
8	BRACKET, AC HYDRAULIC BOX - COMPLETE	086518-1	1	
9	PANEL, AC HYDRAULIC BOX FRONT	086484-1	1	
10	VALVE, HDS11/10-6 10-SECTION	091344	1	
11	GUARD, 10-SECTION RUBBER HYDRAULIC VALVE	091739	1	
12	PLATE, 10-SECTION VALVE	091826-1	1	
	COVER, 11-SECTION VALVE GUARD PTD	510571-1 ¹	1	
13	VALVE, 6-SPOOL FOR SERIES CONNECTION	501104	1	
14	GUARD, RUBBER DOUBLE VALVE	015079	1	
15	COVER, VALVE GUARD PTD	086519-1	1	
16	PLATE FOR DECALS	505949-1	1	
17	#10-24X1/2 SLF TP SC	F05015-7	14	
18	WASHER, 5.5 SPECIAL FLAT ZINC	F81052-3	6	
19	BOLT, M5X12-5.8 HEX HEAD FULL THREAD ZIN	F81000-5	6	
20	NUT, M5-8 HEX ZINC	F81030-1	6	
21	WASHER, 10.5 FLAT ZINC	F81055-1	23	
22	BOLT, M10X25 8.8 HEX HEAD FULL THREAD ZI	F81003-11	4	
23	NUT, M10-8-B HEX NYLON ZINC LOCK	F81033-1	12	
24	WASHER, 8.4 EXTERIOR STAR LOCK ZINC	F81054-3	4	
25	BOLT, M8x20-8.8-B HEX HEAD FULL THREAD ZINC	F81002-4	4	
26	BOLT, M10x16-8.8 HEX HEAD FULL THREAD ZINC	F81003-13	3	
27	BOLT, M10X35-8.8 HEX HEAD FULL THREAD ZI	F81003-17	2	
28	GROMMET, HEYCO WIRE	P04137	1	
29	GROMMET, 80MM DIA. RUBBER	089293	4	
30	BOX, AC 2X 4kW STARTER	532190 ²	1	
	BOX, LT20 STARTER	093088 ³	1	
	BOX, LT20 STARTER - NORWAY	093088-2 ⁴	1	
31	BOLT, M10X125 CARRIAGE	F81003-34	4	
32	MANIFOLD, W/FILTER	P22683	1	
33	FITTING, 1/2NPT-3/8 BARB ELBOW	P12707	4	
34	WASHER, Z 6.1 SPLIT LOCK ZINC	F81053-3	2	
35	BOLT, 1/4-20X1/2 HEX HEAD	F05005-15	2	
36	FITTING, #6 SAE 3/8"JIC ELBOW	P12704	1	
37	FITTING, 3/8 O-RING-3/8JIC	014687	1	
38	FITTING, 6SAE MALE-1/4NPT FEMALE	014686	3	
39	FITTING, 1/4NPT-3/8 BARB	014685	2	
40	PUMP, AC.5,5KW 18.5L/MIN HYDRAULIC W/MOT	517840	1	
	PUMP, AC-4KW (Q=14,5L/MIN) HYDRAULIC W/M	500958	1	
41	FITTING, 3/8NPT-3/8 BARB ELBOW	P12708	1	
42	FITTING, 1/4NPT MALE RUN TEE	015486	1	
43	PLUG, 1/4-18 NPT BLANK	096221	1	
44	FITTING, 3/8 BARB TEE	015485	1	
45	FITTING, #6SAE 45 DEG ELBOW	015489	1	
46	PLUG KIT FOR BOX #500508	505060	1	

47	CLAMP, 11/16 WORM	061807	14	
48	LEG, LEFT ADJUSTABLE STATIONARY See Section 8.39	501639	4	
49	PLATE, HYDRAULIC HOSE COVER - COMPLETE	504261-1	1	
50	BOLT, M8X20-8.8 HEX HEAD FULL THREAD ZIN	F81002-1	4	
51	WASHER, 8.4 FLAT ZINC	F81054-1	8	
52	NUT, M8-8-B HEX NYLON ZINC LOCK	F81032-2	4	
53	FITTING, #6SAE 45 DEG ELBOW	015489	*	
54	FITTING, #4SAE-#6SAE 45 DEG ELBOW	015488	*	
55	FITTING, 3/8 O-RING-3/8JIC	014687	*	
56	FITTING, 1/4JIC-3/8 O-RING	P26284	*	
57	DECAL, 24H1-6 FOR 16-SECTION BOX	505961	1	
58	FITTING, #4SAE-#6SAE 45 DEG ELBOW	015488	*	
59	PLUG, 9/16-18 JIC HYDRAULIC VALVE	089647	*	
60	DECAL FOR AH5/16-SECTION BOX	506099	1	

¹ Included in assembly #513995

² Included in assembly #505945 (LT40/70)

³ Included in assembly #505950 (LT20)

⁴ Included in assembly #505950 (LT20)

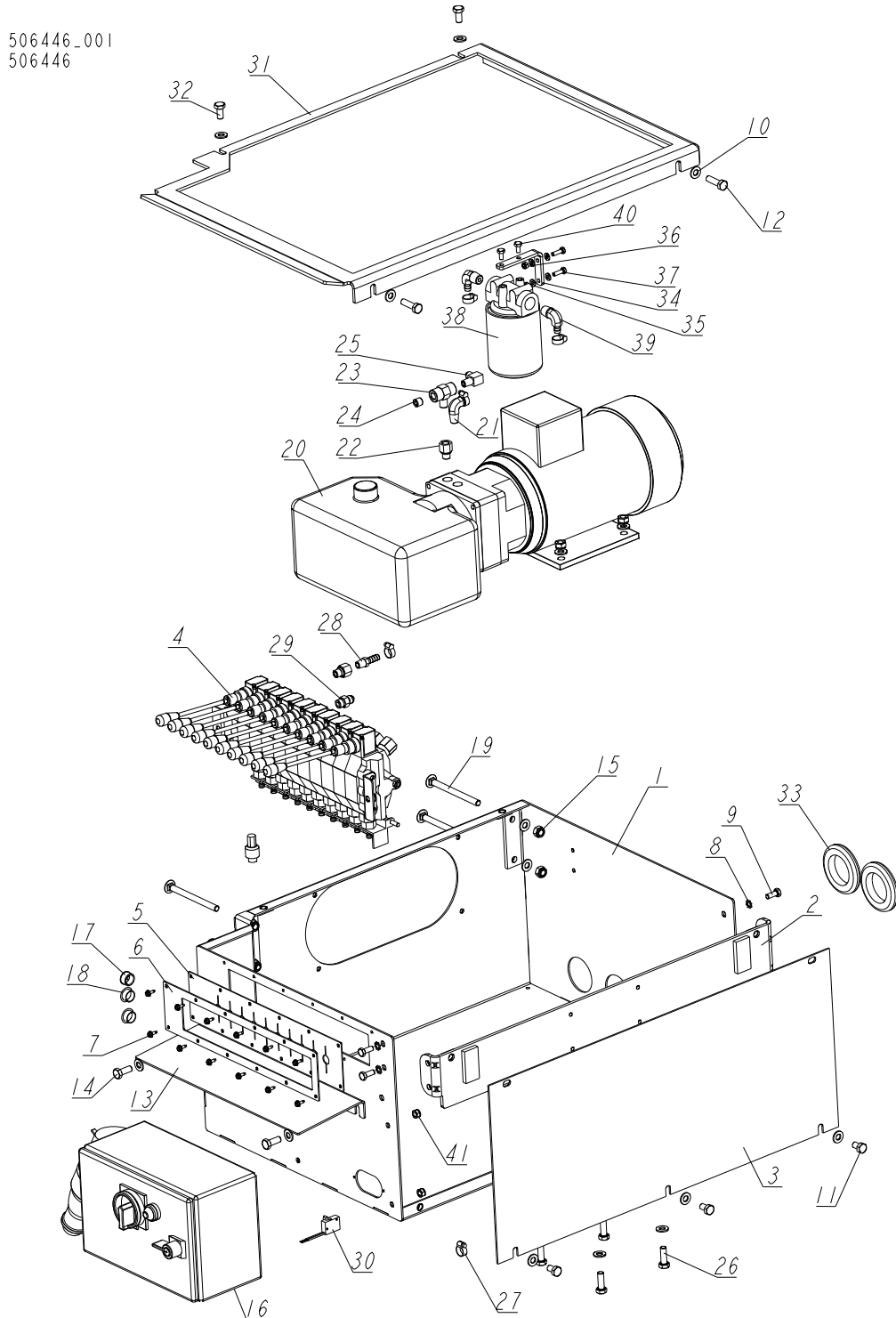
* Depends on hydraulic equipment configuration.



Hydraulic System

Hydraulic Control Box, LT40/70 AC 10-Section

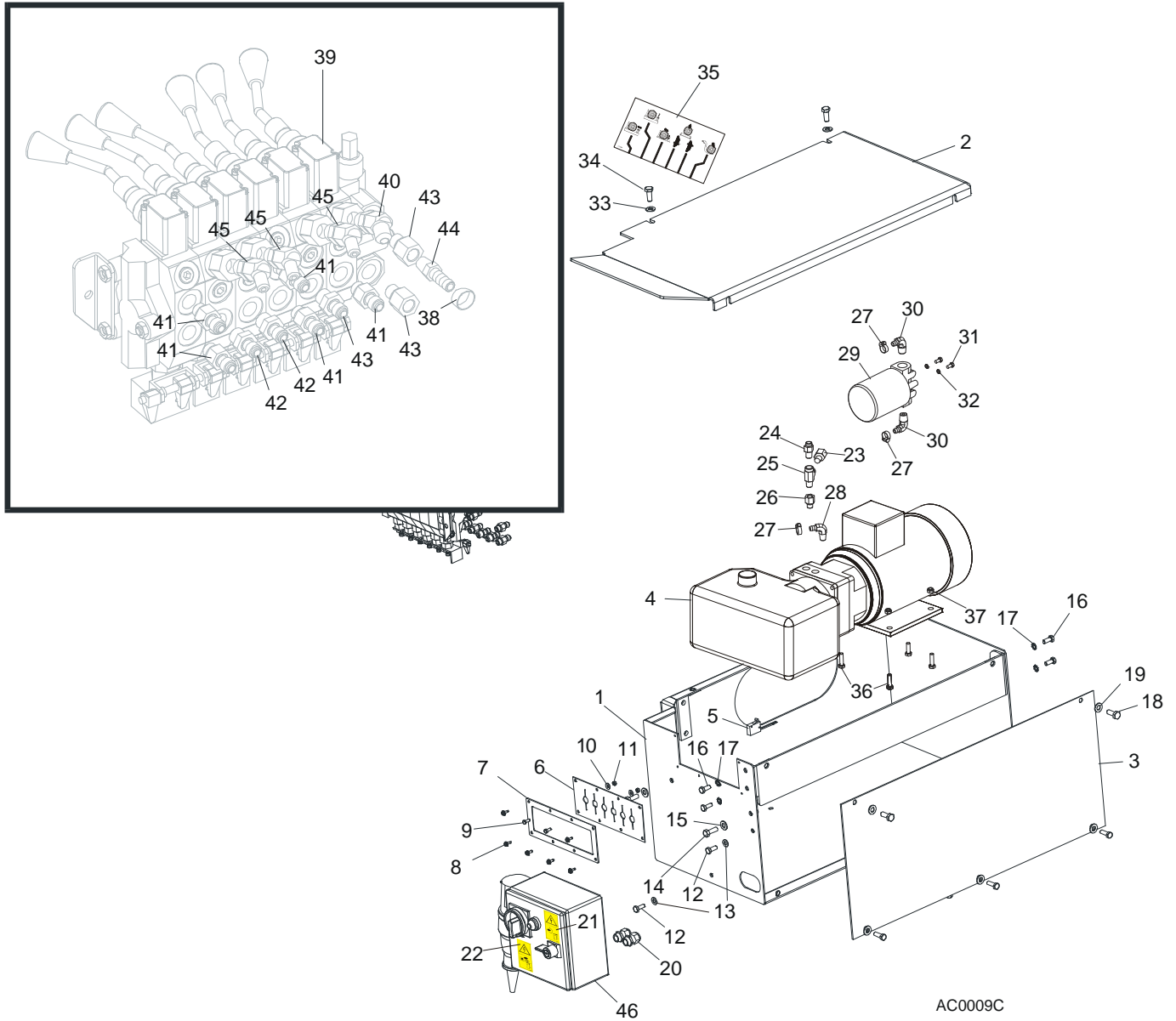
9.10 Hydraulic Control Box, LT40/70 AC 10-Section



REF.	DESCRIPTION (◆ indicates parts available in assemblies only)	PART #	QTY
-	BOX, 10-SECTION LT40/70AC BX24 HYDRAULIC	506446	1
1	BOX WELDMNT, HYDRAULIC	545691-1	1
2	BRACKET, AC HYDRAULIC BOX - COMPLETE	086518-1	1

REF.	DESCRIPTION (◆ indicates parts available in assemblies only)	PART #	QTY
3	PANEL, AC HYDRAULIC BOX FRONT	086484-1	1
4	VALVE, 10-SECTION HDS11/10-6	091344SUB	1
5	GUARD, 10-SECTION RUBBER HYDRAULIC VALVE	091739	1
6	PLATE, 10-SECTION VALVE	091826-1	1
7	#10-24X1/2 SLF TP SC	F05015-7	12
8	WASHER, 8.4 EXTERIOR STAR LOCK ZINC	F81054-3	4
9	BOLT, M8X20-8.8-B HEX HEAD FULL THREAD ZINC	F81002-4	4
10	WASHER, 10.5 FLAT ZINC	F81055-1	21
11	BOLT, M10X16-8.8 HEX HEAD FULL THREAD ZINC	F81003-13	3
12	BOLT, M10X35-8.8 HEX HEAD FULL THREAD ZINC	F81003-17	2
13	PLATE, DECAL	506588-1	1
14	BOLT, M10X25 8.8 HEX HEAD FULL THREAD ZINC	F81003-11	2
15	NUT, M10-8-B HEX NYLON ZINC LOCK	F81033-1	10
16	BOX, LT40/70 ELECTRICAL	566251	1
17	GROMMET, HEYCO WIRE	P04137	1
18	CAP, SR1086 22.2 HOLE	093544	2
19	BOLT, M10X125 CARRIAGE	F81003-34	4
20	PUMP, AC-4KW (Q=14,5L/MIN) HYDRAULIC W/MOTOR	500958	1
21	FITTING, 3/8NPT-3/8 BARB ELBOW	P12708	1
22	FITTING, 6SAE MALE-1/4NPT FEMALE	014686	2
23	FITTING, 1/4NPT MALE RUN TEE	015486	1
24	PLUG, 1/4-18 NPT BLANK	096221	1
25	FITTING, 3/8JIC-1/4NPT 90L	015491	1
26	BOLT, M10X30-5.8 HEX HEAD FULL THREAD ZINC	F81003-2	4
27	CLAMP, 11/16 WORM	061807	7
28	FITTING, 1/4NPT-3/8 BARB	014685	1
29	FITTING, 3/8 O-RING-3/8JIC	014687	1
30	SWITCH, 2A 125V R-LEVER NO/NC/COM	014765	1
31	COVER, HYDRAULIC CONTROL BOX	506587-1	1
32	BOLT, ISO 4017-M10X20-8.8-A2E HEX HEAD	F81003-53	2
33	GROMMET, 55MM DIA. RUBBER	085614	2
34	BRACKET, OIL FILTER	550029-1	1
35	WASHER, 6.4 FLAT ZINC	F81053-1	4
36	NUT, M6-8-B NYLON HEX ZINC LOCK	F81031-2	2
37	BOLT, M6X20 8.8 HEX HEAD FULL THREAD ZINC	F81001-2	2
38	MANIFOLD, W/FILTER	P22683	1
39	FITTING, 1/2NPT-3/8 BARB ELBOW	P12707	2
40	BOLT, 1/4-20X1/2 HEX HEAD	F05005-15	2
41	NUT, M8-8-B HEX NYLON ZINC LOCK	F81032-2	4

9.11 Hydraulic Control Box, LT40 Series AH3



REF.	DESCRIPTION (◆ indicates parts available in assemblies only)	PART #	QTY
	BOX, AC SUPER HYDRAULIC (EA20, EA25)	086791	1
	CAP, SR1086 22.2 HOLE	093544	2
1	BOX WELDMENT, SUPER HYDRAULIC PUMP HOUSING	092243-1	1
2	COVER, AC HYDRAULIC CONTROL BOX	086485-1	1
3	PANEL, AC HYDRAULIC BOX FRONT	086484-1	1
4	PUMP, AC-4KW (Q=14,5L/MIN) HYDRAULIC W/MOTOR	500958	1
	PUMP, AC-4KW HYDRAULIC	097782	1
	Plate, AC-4kW Hydraulic Connecting	097783	1
	SEAL, AC-4KW HYDRAULIC COMPLETE	097784	1
5	SWITCH, 2A 125V R-LEVER NO/NC/COM	014765	1

6	GUARD, RUBBER DOUBLE VALVE	015079	1	
7	COVER, VALVE GUARD PTD	086519-1	1	
8	#10-24X1/2 SLF TP SC	F05015-7	6	
9	BOLT, M5X12-5.8 HEX HEAD FULL THREAD ZINC	F81000-5	2	
10	WASHER, 5.5 SPECIAL FLAT ZINC	F81052-3	2	
11	NUT, M5-8 HEX ZINC	F81030-1	2	
12	BOLT, M8X20-8.8-B HEX HEAD FULL THREAD ZINC	F81002-4	2	
13	WASHER, 8.4 FLAT ZINC	F81054-1	2	
14	BOLT, 3/8-16X1 HH	F05007-7	2	
15	WASHER, 10.5 FLAT ZINC	F81055-1	2	
16	BOLT, M8X20-8.8-B HEX HEAD FULL THREAD ZINC	F81002-4	4	
17	WASHER, 8.4 EXTERIOR STAR LOCK ZINC	F81054-3	4	
18	BOLT, M10X25 8.8 HEX HEAD FULL THREAD ZINC	F81003-11	4	
19	WASHER, 10.5 FLAT ZINC	F81055-1	4	
20	GLAND, DP 11/H CABLE	085388	2	
21	DECAL, HIGH VOLTAGE INSIDE THE ELECTRIC	096316	1	
22	DECAL, REMOVE THE PLUG BEFORE OPENING TH	096319	1	
23	PLUG, 1/4-18 NPT BLANK	096221	1	
24	FITTING, 1/4NPTX1/4JIC MALE	P09143	1	
25	FITTING, 1/4NPT MALE RUN TEE	015486	1	
26	FITTING, 6SAE MALE-1/4NPT FEMALE	014686	1	
27	CLAMP, 11/16 WORM	P12739	3	
28	FITTING, 3/8NPT-3/8 BARB ELBOW	P12708	1	
29	MANIFOLD, W/FILTER	P22683	1	
30	FITTING, 1/2NPT-3/8 BARB ELBOW	P12707	2	
31	BOLT, 1/4-20X1/2 HEX HEAD	F05005-15	2	
32	WASHER, Z 6.1 SPLIT LOCK ZINC	F81053-3	2	
33	WASHER, 10.5 FLAT ZINC	F81055-1	2	
34	BOLT, M10X25 8.8 HEX HEAD FULL THREAD ZINC	F81003-11	2	
35	DECAL, HYDRAULIC CONTROL SUPER 97	015364	1	
36	BOLT, M8 X 30-8.8-B HEX HEAD FULL THREAD	F81002-7	4	
37	NUT, M8-8-B HEX NYLON ZINC LOCK	F81032-2	4	
38	CLAMP, 11/16 WORM	P12739	10	
39	VALVE, 6-SECTION HYDRAULIC	086589	1	
	SWITCH ASSEMBLY, HYDRAULIC LEVER	024198	1	
40	FITTING, #6SAE 45 DEG ELBOW	015489	1	
41	FITTING, 3/8 O-RING-3/8JIC	014687	5	
42	FITTING, 1/4JIC-3/8 O-RING	P26284	3	
43	FITTING, 6SAE MALE-1/4NPT FEMALE	014686	2	
44	FITTING, 1/4NPT-3/8 BARB	014685	1	
45	FITTING, #4SAE-#6SAE 45 DEG ELBOW	015488	3	
46	BOX, AC 4KW LT40/70 STARTER	089799	1	
	SWITCH, AAB OT16E3	089801	1	
	CONTACTOR, LC1K0910B7	084451	1	
	SWITCH, C60N 24395	084454	1	
	CIRCUIT BREAKER, C60N 1P 2A 24396	088278	1	
	PHASE SUPPLY CONTROL RELAY, 72.31.8.400.	501016	1	
	TIME RELAY, RELPOL MT-TUA-17S-11-92	501015	1	

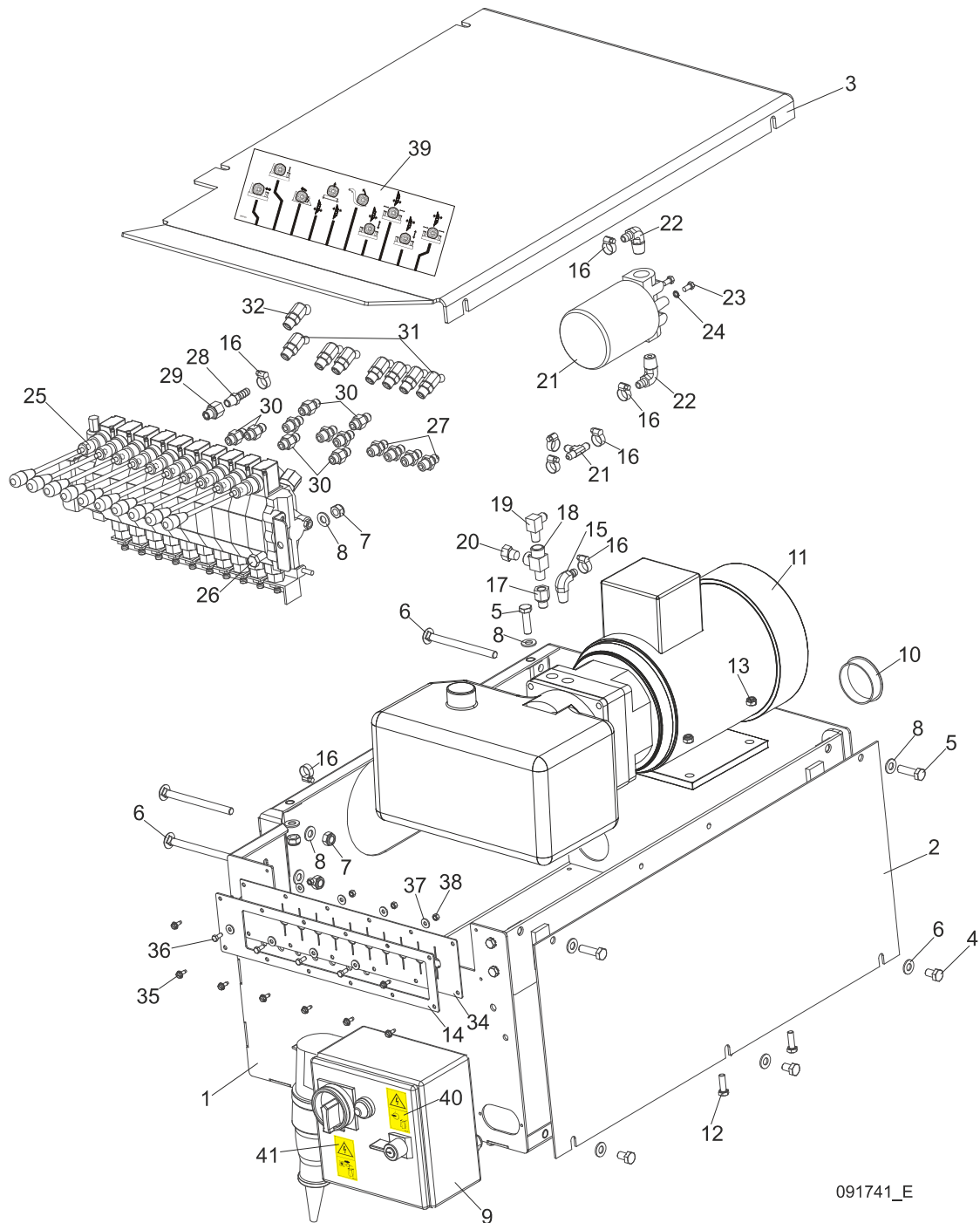


Hydraulic System

Hydraulic Control Box, LT40 Series AH3

	THERMAL OVERLOAD RELAY, LR2 K0316	084456	1	
--	-----------------------------------	--------	---	--

9.12 Hydraulic Control Box, LT40 Series AH5/7



091741_E

REF	DESCRIPTION (◆ indicates parts available in assemblies only)	PART #	QTY	
	BOX ASSEMBLY, LT40 AH5 HYDRAULIC CONTROL	091741	1	
1	BOX WELDMENT, HYDRAULIC CONTROL	091729-1	1	
	BRACKET, AC HYDRAULIC BOX - COMPLETE	086518-1	1	
	BOLT, M8X20-8.8-B HEX HEAD FULL THREAD ZINC	F81002-4	4	
	WASHER, 8.4 EXTERIOR STAR LOCK ZINC	F81054-3	4	
2	PANEL, AC HYDRAULIC BOX FRONT	086484-1	1	



Hydraulic System

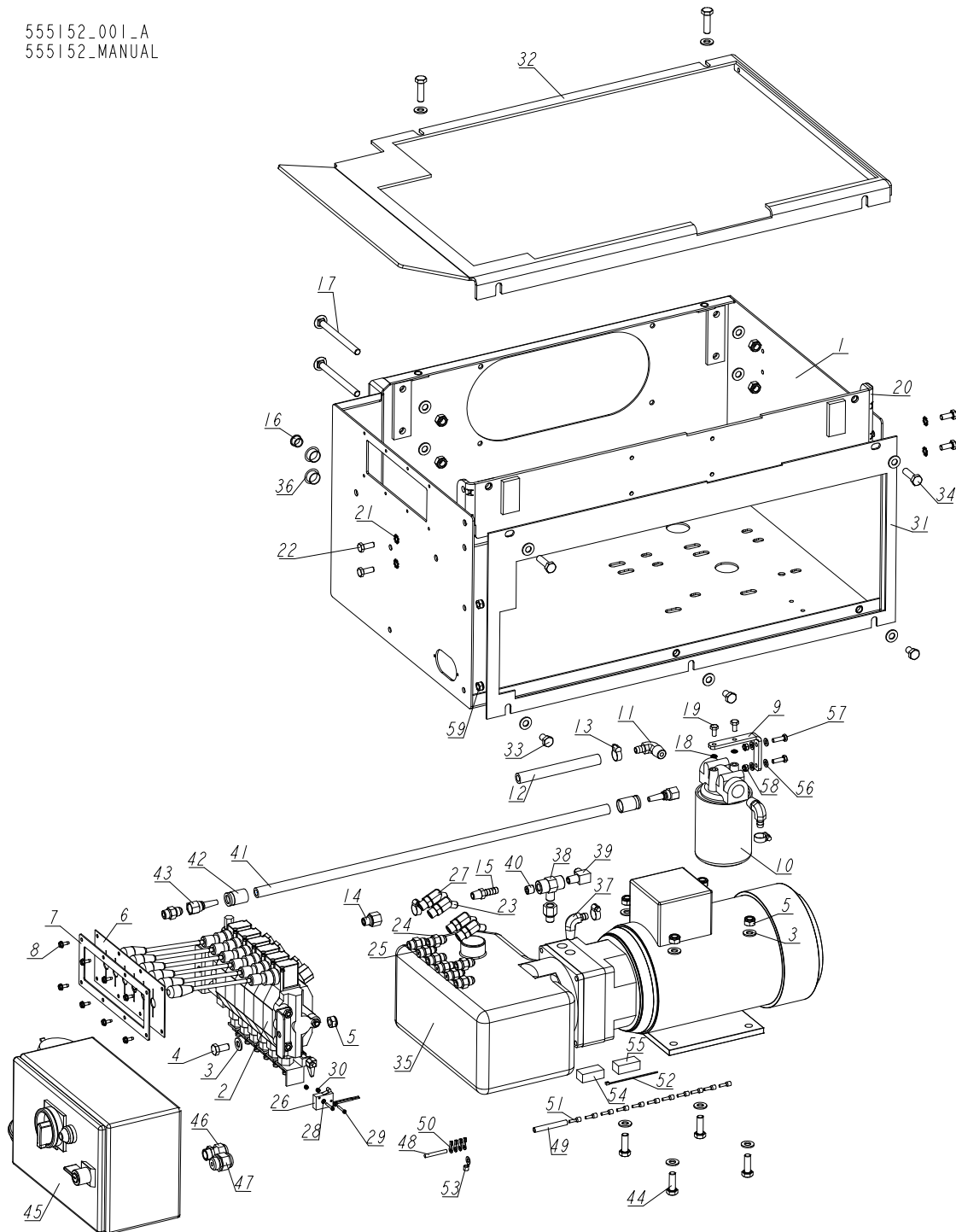
Hydraulic Control Box, LT40 Series AH5/7

3	COVER, AC/DC HYDRAULIC CONTROL BOX	091734-1	1	
4	BOLT, M10X16-8.8 HEX HEAD FULL THREAD ZINC	F81003-13	3	
5	BOLT, M10X35-8.8 HEX HEAD FULL THREAD ZI	F81003-17	4	
6	BOLT, M10X125 CARRIAGE	F81003-34	4	
7	NUT, M10-8-B HEX NYLON ZINC LOCK	F81033-1	6	
8	WASHER, 10.5 FLAT ZINC	F81055-1	13	
9	BOX, AC 4KW LT40/70 STARTER	089799	1	
	SWITCH, AAB OT16E3	089801	1	
	CONTACTOR, LC1K0910B7	084451	1	
	SWITCH, C60N 24395	084454	1	
	CIRCUIT BREAKER, C60N 1P 2A 24396	088278	1	
	PHASE SUPPLY CONTROL RELAY, 72.31.8.400.	501016	1	
	TIME RELAY, RELPOL MT-TUA-17S-11-92	501015	1	
	THERMAL OVERLOAD RELAY, LR2 K0316	084456	1	
10	CAP, HSA2790 (63.6 DIA.)	092859	1	
11	PUMP, AC-4KW (Q=14,5L/MIN) HYDRAULIC W/M	500958	1	
	PUMP, AC-4KW HYDRAULIC	097782	1	
	PLATE, AC-4KW HYDRAULIC CONNECTING	097783	1	
	SEAL, AC-4KW HYDRAULIC COMPLETE	097784	1	
12	BOLT, M8 X 30-8.8-B HEX HEAD FULL THREAD	F81002-7	4	
13	NUT, M8-8-B HEX NYLON ZINC LOCK	F81032-2	4	
14	PLATE, 10-SECTION VALVE	091826-1	1	
15	FITTING, 3/8NPT-3/8 BARB ELBOW	P12708	1	
16	CLAMP, 11/16 WORM	P12739	8	
17	FITTING, 6SAE MALE-1/4NPT FEMALE	014686	1	
18	FITTING, 1/4NPT MALE RUN TEE	015486	1	
19	FITTING, 3/8JIC-1/4NPT 90L	015491	1	
20	PLUG, 1/4-18 NPT BLANK	096221	1	
21	MANIFOLD, W/FILTER	P22683	1	
22	FITTING, 1/2NPT-3/8 BARB ELBOW	P12707	2	
23	BOLT, 1/4-20X1/2 HEX HEAD	F05005-15	2	
24	WASHER, Z 6.1 SPLIT LOCK ZINC	F81053-3	2	
25	VALVE, HDS11/10-6 10-SECTION	091344	1	
26	BOLT, M10X20-5.8 HEX HEAD FULL THREAD ZINC	F81003-1	2	
27	FITTING, 1/4JIC-3/8 O-RING	P26284	7	
28	FITTING, 1/4NPT-3/8 BARB	014685	1	
29	FITTING, 6SAE MALE-1/4NPT FEMALE	014686	1	
30	FITTING, 3/8 O-RING-3/8JIC	014687	6	
31	FITTING, #4SAE-#6SAE 45 DEG ELBOW	015488	7	
32	FITTING, #6SAE 45 DEG ELBOW	015489	1	
33	PLATE, 10-SECTION VALVE	091826-1	1	
34	GUARD, 10-SECTION RUBBER HYDRAULIC VALVE	091739	1	
35	#10-24X1/2 SLF TP SC	F05015-7	8	
36	BOLT, M5X12-5.8 HEX HEAD FULL THREAD ZIN	F81000-5	4	
37	WASHER, 5.5 SPECIAL FLAT ZINC	F81052-3	8	
38	NUT, M5-8 HEX ZINC	F81030-1	4	
39	DECAL, AH5 HYDRAULIC CONTROL - ENGLISH	094795	1	
	DECAL, AH7 HYDRAULIC CONTROL BOX	094970	1	

40	DECAL, HIGH VOLTAGE INSIDE THE ELECTRIC	096316	1	
41	DECAL, REMOVE THE PLUG BEFORE OPENING TH	096319	1	

9.13 Hydraulic Box, AH3 6-Section, LT40/70 Mobile Sawmills (M-type Frame)

555152_001_A
555152_MANUAL



REF	DESCRIPTION (◆ indicates parts available in assemblies only)	PART #	QTY
-	HYDRAULIC BOX, 6-SECT. AH3 LT40/70	555152	1
1	BOX WELDMENT, LT20 AC HYDRAULICS	545690-1	1
2	VALVE, 6 SECTION HDS10/6-6	015260_	1
3	WASHER, 10.5 FLAT ZINC	F81055-1	21

REF	DESCRIPTION (◆ indicates parts available in assemblies only)	PART #	QTY
4	BOLT, ISO 4017-M10X20-8.8-A2E HEX HEAD	F81003-53	2
5	NUT, M10-8-B HEX NYLON ZINC LOCK	F81033-1	10
6	GUARD, RUBBER DOUBLE VALVE	015079	1
7	COVER, VALVE GUARD PTD	086519-1	1
8	#10-24X1/2 SLF TP SC	F05015-7	8
9	BRACKET, OIL FILTER	550029-1	1
10	MANIFOLD, W/FILTER	P22683	1
11	FITTING, 1/2NPT-3/8 BARB ELBOW	P12707	2
12	HOSE, 3/8" LOW PRESSURE HYDRAULIC	R01892-1	1
13	CLAMP, 11/16 WORM	061807	4
14	FITTING, 6SAE MALE-1/4NPT FEMALE	014686	2
15	FITTING, 1/4NPT-3/8 BARB	014685	1
16	GROMMET, 15,9 UB625 RUBBER	086816	1
17	BOLT, M10X125 CARRIAGE	F81003-34	2
18	WASHER, Z 6.1 SPLIT LOCK ZINC	F81053-3	2
19	BOLT, 1/4-20X1/2 HEX HEAD	F05005-15	2
20	BRACKET, AC HYDRAULIC BOX - COMPLETE	086518-1	1
21	WASHER, 8.4 EXTERIOR STAR LOCK ZINC	F81054-3	4
22	BOLT, M8X20-8.8-B HEX HEAD FULL THREAD Z	F81002-4	4
23	FITTING, #4SAE-#6SAE 45 DEG ELBOW	015488	3
24	FITTING, 3/8 O-RING-3/8JIC	014687	6
25	FITTING, 1/4JIC-3/8 O-RING	P26284	3
26	SWITCH, 2A 125V R-LEVER NO/NC/COM	014765	1
27	FITTING, #6SAE 45 DEG ELBOW	015489	1
28	WASHER, 3.2 FLAT ZINC	F81050-2	2
29	SCREW, M3X20-5.8-A SLOTTED CHEESE HEAD Z	F81000-8	2
30	NUT, M3-6 HEX NYLON ZINC LOCK	F81028-2	2
31	PANEL, AC HYDRAULIC BOX FRONT	086484-1	1
32	COVER, AC HYDRAULIC BOX TOP	545693-1	1
33	BOLT, M10X16-8.8 HEX HEAD FULL THREAD ZI	F81003-13	3
34	BOLT, M10X35-8.8 HEX HEAD FULL THREAD ZI	F81003-17	4
35	PUMP, AC-4KW (Q=14,5L/MIN) HYDRAULIC W/M	500958	1
36	CAP, SR1086 22.2 HOLE	093544	2
37	FITTING, 3/8NPT-3/8 BARB ELBOW	P12708	1
38	FITTING, 1/4NPT MALE RUN TEE	015486	1
39	FITTING, 3/8JIC-1/4NPT 90L	015491	1
40	PLUG, 1/4-18 NPT BLANK	096221	1
-	HOSE, 2T3/8X0.254 W9/16UNF-WP/16UNF HYDR	087774	1
41	HOSE, 3/8" (C/S-20MPA)P/N8106-6-06 HYDRAULIC	R02132_0_25	1
42	CRIMPSOCKET 3/8" HYDRAULIC HOSE	085901	2
43	FITTING, JIC 9/16-18 HYDRAULIC	085900	2
44	BOLT, DIN933-M10X30-8.8-A2E HEX HEAD	F81003-111	4
45	BOX, LT40/70 ELECTRICAL	566251	1
46	GLAND, DP 11/H CABLE	085388	1
47	GLAND, DP 13/H CABLE	F81096-4	1
48	CABLE, OLFLEX 400P 4G1 (DRUM)	R80583-6	1
49	HOSE, PCV 8X1 BLACK	R80610-1	1



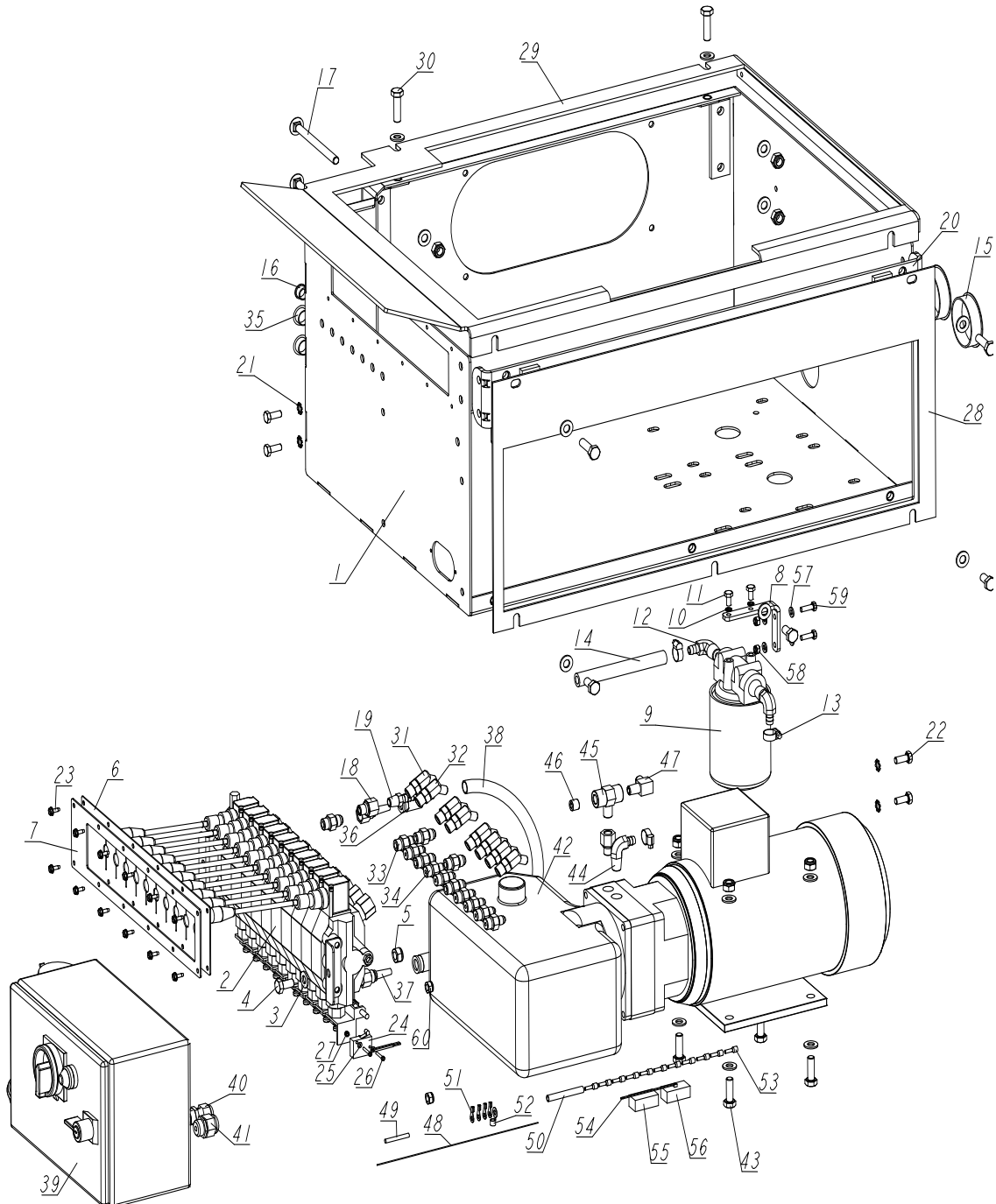
Hydraulic System

Hydraulic Box, AH3 6-Section, LT40/70 Mobile Sawmills (M-type Frame)

REF	DESCRIPTION (◆ indicates parts available in assemblies only)	PART #	QTY	
50	TERMINAL, KO 2.5/5 RING	F81064-1	4	
51	TERMINAL, HI 1/6 CABLE END	F81083-3	11	
52	TIE WRAP, TK 9/3	F81082-4	1	
53	TERMINAL, 1/4 18GA RING NI LOOSE	F05092-7	1	
54	CONTACT ASSEMBLY, AC NEGATIVE	086624	1	
55	CONTACT ASSEMBLY, AC POSITIVE	086625	1	
56	WASHER, 6.4 FLAT ZINC	F81053-1	4	
57	BOLT, M6X20 8.8 HEX HEAD FULL THREAD ZIN	F81001-2	2	
58	NUT, M6-8-B NYLON HEX ZINC LOCK	F81031-2	2	
59	NUT, M8-8-B HEX NYLON ZINC LOCK	F81032-2	4	

9.14 Hydraulic Box, AH5/AH7 10-Section, LT40/70 Mobile Sawmills (M-type Frame)

555154.001
555154_MANUAL



REF	DESCRIPTION (◆ indicates parts available in assemblies only)	PART #	QTY
-	HYDRAULIC BOX, 10-SECT. AH5/AH7 LT40/70	555154	1
1	BOX WELDMENT, HYDRAULIC	545691-1	1
2	VALVE, HDS11/10-6 10-SECTION	091344	1
3	WASHER, 10.5 FLAT ZINC	F81055-1	21



Hydraulic System

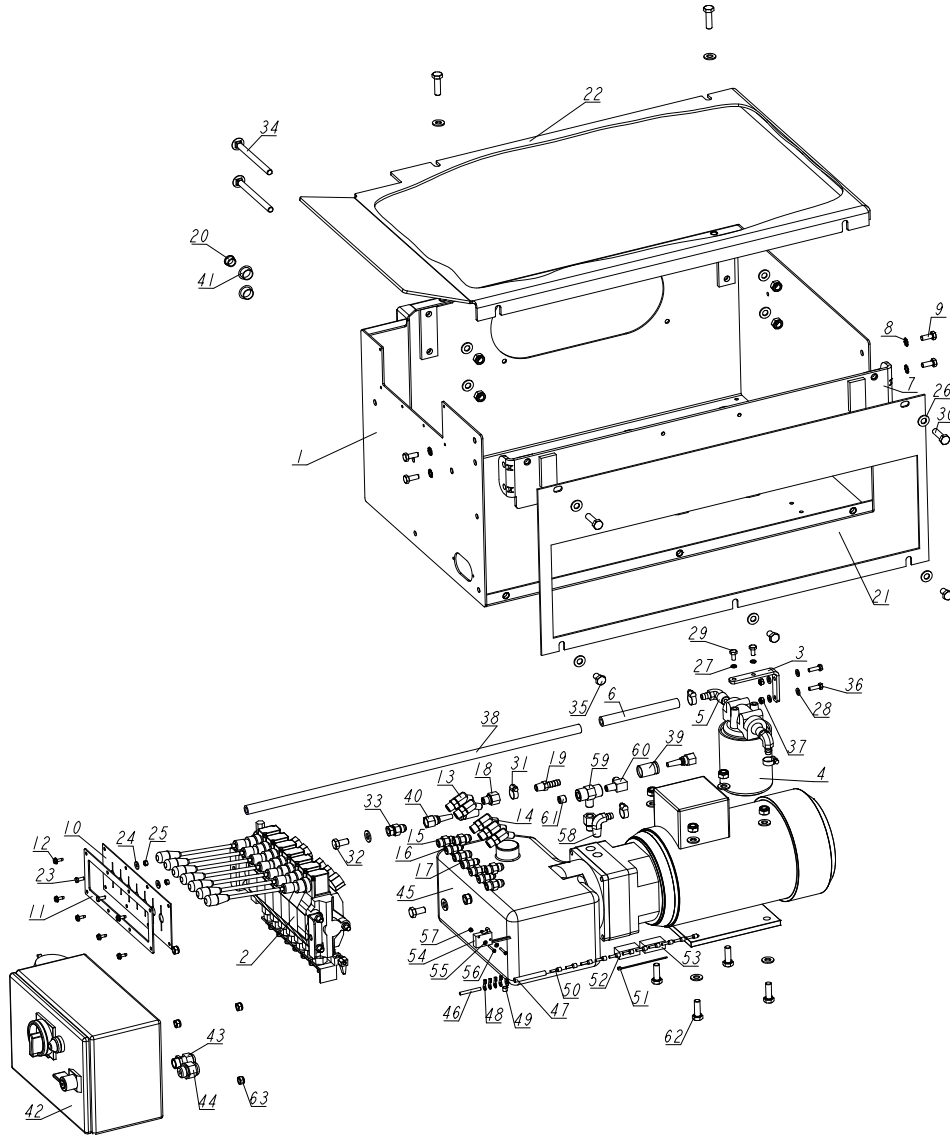
Hydraulic Box, AH5/AH7 10-Section, LT40/70 Mobile Sawmills (M-type Frame)

REF	DESCRIPTION (◆ indicates parts available in assemblies only)	PART #	QTY
4	BOLT, ISO 4017-M10X20-8.8-A2E HEX HEAD	F81003-53	5
5	NUT, M10-8-B HEX NYLON ZINC LOCK	F81033-1	10
6	GUARD, 10-SECTION RUBBER HYDRAULIC VALVE	091739	1
7	PLATE, 10-SECTION VALVE PAINTED	091826-1	1
8	BRACKET, OIL FILTER	550029-1	1
9	MANIFOLD, W/FILTER	P22683	1
10	WASHER, Z 6.1 SPLIT LOCK ZINC	F81053-3	2
11	BOLT, 1/4-20X1/2 HEX HEAD	F05005-15	2
12	FITTING, 1/2NPT-3/8 BARB ELBOW	P12707	2
13	CLAMP, 11/16 WORM	061807	4
14	HOSE, 3/8" LOW PRESSURE HYDRAULIC	R01892-1	1
15	CAP, HSA2790 (63.6 DIA.)	092859	2
16	GROMMET, 15,9 UB625 RUBBER	086816	1
17	BOLT, M10X125 CARRIAGE	F81003-34	2
18	FITTING, 6SAE MALE-1/4NPT FEMALE	014686	2
19	FITTING, 1/4NPT-3/8 BARB	014685	1
20	BRACKET, AC HYDRAULIC BOX - COMPLETE	086518-1	1
21	WASHER, 8.4 EXTERIOR STAR LOCK ZINC	F81054-3	4
22	BOLT, M8X20-8.8-B HEX HEAD FULL THREAD Z	F81002-4	4
23	#10-24X1/2 SLF TP SC	F05015-7	12
24	SWITCH, 2A 125V R-LEVER NO/NC/COM	014765	1
25	WASHER, 3.2 FLAT ZINC	F81050-2	2
26	SCREW, M3X20-5.8-A SLOTTED CHEESE HEAD Z	F81000-8	2
27	NUT, M3-6 HEX NYLON ZINC LOCK	F81028-2	2
28	PANEL, AC HYDRAULIC BOX FRONT	086484-1	1
29	COVER, AC/DC HYDRAULIC CONTROL BOX	091734-1	1
30	BOLT, M10X35-8.8 HEX HEAD FULL THREAD ZIN	F81003-17	4
31	FITTING, #6SAE 45 DEG ELBOW	015489	1
32	FITTING, #4SAE-#6SAE 45 DEG ELBOW	015488	7
33	FITTING, 3/8 O-RING-3/8JIC	014687	6
34	FITTING, 1/4JIC-3/8 O-RING	P26284	7
35	CAP, SR1086 22.2 HOLE	093544	2
-	HOSE, 2T3/8X0.533 W9/16UNF-W9/16UNF HYDR	094782	1
36	CRIMPSOCKET 3/8" HYDRAULIC HOSE	085901	2
37	FITTING, JIC 9/16-18 HYDRAULIC	085900	2
38	R02132	R02132_09 4782	1
39	BOX, LT40/70 ELECTRICAL	566251	1
40	GLAND, DP 11/H CABLE	085388	1
41	GLAND, DP 13/H CABLE	F81096-4	1
42	PUMP, AC-4KW (Q=14,5L/MIN) HYDRAULIC W/M	500958	1
43	BOLT, DIN933-M10X30-8.8-A2E HEX HEAD	F81003-111	4
44	FITTING, 3/8NPT-3/8 BARB ELBOW	P12708	1
45	FITTING, 1/4NPT MALE RUN TEE	015486	1
46	PLUG, 1/4-18 NPT BLANK	096221	1
47	FITTING, 3/8JIC-1/4NPT 90L	015491	1
48	CABLE, H05V-K 1X1MM2 RD RED	R80583-2	1

REF	DESCRIPTION (◆ indicates parts available in assemblies only)	PART #	QTY	
49	CABLE, OLFLEX 400P 4G1 (DRUM)	R80583-6	1	
50	HOSE, PCV 8X1 BLACK	R80610-1	1	
51	TERMINAL, KO 2.5/5 RING	F81064-1	4	
52	TERMINAL, 1/4 18GA RING NI LOOSE	F05092-7	1	
53	TERMINAL, HI 1/6 CABLE END	F81083-3	11	
54	TIE WRAP, TK 9/3	F81082-4	1	
55	CONTACT ASSEMBLY, AC NEGATIVE	086624	1	
56	CONTACT ASSEMBLY, AC POSITIVE	086625	1	
57	WASHER, 6.4 FLAT ZINC	F81053-1	4	
58	NUT, M6-8-B NYLON HEX ZINC LOCK	F81031-2	2	
59	BOLT, M6X20 8.8 HEX HEAD FULL THREAD ZIN	F81001-2	2	
60	NUT, M8-8-B HEX NYLON ZINC LOCK	F81032-2	4	

9.15 Hydraulic Box, AHP3 7-Section, LT40/70 Mobile Sawmills (M-type Frame)

555245-001
555245-MANUAL



REF	DESCRIPTION (◆ indicates parts available in assemblies only)	PART #	QTY
-	HYDRAULIC BOX, 7 SECT. AHP3 LT40/70	555245	1
1	HYDRAULIC BOX, 7 SECT. LT40/70 AC	555345-1	1
2	VALVE, 7-SECTION DC HYDRAULIC	545657	1
3	BRACKET, OIL FILTER	550029-1	1
4	MANIFOLD, W/FILTER	P22683	1
5	FITTING, 1/2NPT-3/8 BARB ELBOW	P12707	2
6	HOSE, 3/8" LOW PRESSURE HYDRAULIC	R01892-1	1
7	BRACKET, AC HYDRAULIC BOX - COMPLETE	086518-1	1
8	WASHER, 8.4 EXTERIOR STAR LOCK ZINC	F81054-3	4
9	BOLT, M8X20-8.8-B HEX HEAD FULL THREAD Z	F81002-4	4
10	GUARD, 7-SECTION HYD. VALVE RUBBER	510566	1

REF	DESCRIPTION (◆ indicates parts available in assemblies only)	PART #	QTY
11	PLATE, RUBBER GUARD MOUNTING	510567-1	1
12	#10-24X1/2 SLF TP SC	F05015-7	6
13	FITTING, #6SAE 45 DEG ELBOW	015489	1
14	FITTING, #4SAE-#6SAE 45 DEG ELBOW	015488	4
15	FITTING, 3/8 O-RING-3/8JIC	014687	6
16	FITTING, 1/4JIC-3/8 O-RING	P26284	3
17	ZN-140 UNF9/16-18/7/16-20	555134	1
18	FITTING, 6SAE MALE-1/4NPT FEMALE	014686	2
19	FITTING, 1/4NPT-3/8 BARB	014685	1
20	GROMMET, 15,9 UB625 RUBBER	086816	1
21	PANEL, AC HYDRAULIC BOX FRONT	086484-1	1
22	COVER, AC HYDRAULIC BOX TOP	545693-1	1
23	BOLT, M5X12-5.8 HEX HEAD FULL THREAD ZIN	F81000-5	2
24	WASHER, 5.5 SPECIAL FLAT ZINC	F81052-3	2
25	NUT, M5-8 HEX ZINC	F81030-1	2
26	WASHER, 10.5 FLAT ZINC	F81055-1	21
27	WASHER, Z 6.1 SPLIT LOCK	F81053-3	2
28	WASHER, 6.4 FLAT ZINC	F81053-1	4
29	BOLT, 1/4-20X1/2 HEX HEAD	F05005-15	2
30	BOLT, M10X35-8.8 HEX HEAD FULL THREAD ZI	F81003-17	4
31	CLAMP, 11/16 WORM	061807	4
32	BOLT, ISO 4017-M10X20-8.8-A2E HEX HEAD	F81003-53	2
33	NUT, M10-8-B HEX NYLON ZINC LOCK	F81033-1	10
34	BOLT, M10X125 CARRIAGE	F81003-34	2
35	BOLT, M10X16-8.8 HEX HEAD FULL THREAD ZI	F81003-13	3
36	BOLT, M6X20 8.8 HEX HEAD FULL THREAD ZIN	F81001-2	2
37	NUT, M6-8-B NYLON HEX ZINC LOCK	F81031-2	2
-	HOSE, 2T3/8X0.254 W9/16UNF-WP/16UNF HYDRAULICS	087774	1
38	HOSE, 3/8" (C/S-20MPA)P/N8106-6-06 HYDRAULICS	R02132_0_25	1
39	CRIMP SOCKET 3/8" HYDRAULIC HOSE	085901	2
40	FITTING, JIC 9/16-18	085900	2
41	CAP, SR1086 22.2 HOLE	093544	2
42	BOX, LT40/70 ELECTRICAL	566251	1
43	GLAND, DP 11/H CABLE	085388	1
44	GLAND, DP 13/H CABLE	F81096-4	1
45	PUMP, AC-4KW (Q=14,5L/MIN) HYDRAULIC W/M	500958	1
46	CABLE, OLFLEX 400P 4G1 (DRUM)	R80583-6	1
47	HOSE, PCV 8X1 BLACK	R80610-1	1
48	TERMINAL, KO 2.5/5 RING	F81064-1	4
49	TERMINAL, 1/4 18GA RING NI LOOSE	F05092-7	1
50	TERMINAL, HI 1/6 CABLE END	F81083-3	11
51	TIE WRAP, TK 9/3	F81082-4	1
52	CONTACT ASSEMBLY, AC NEGATIVE	086624	1
53	CONTACT ASSEMBLY, AC POSITIVE	086625	1
54	SWITCH, 2A 125V R-LEVER NO/NC/COM	014765	1
55	WASHER, 3.2 FLAT ZINC	F81050-2	2
56	SCREW, M3X20-5.8-A SLOTTED CHEESE HEAD Z	F81000-8	2

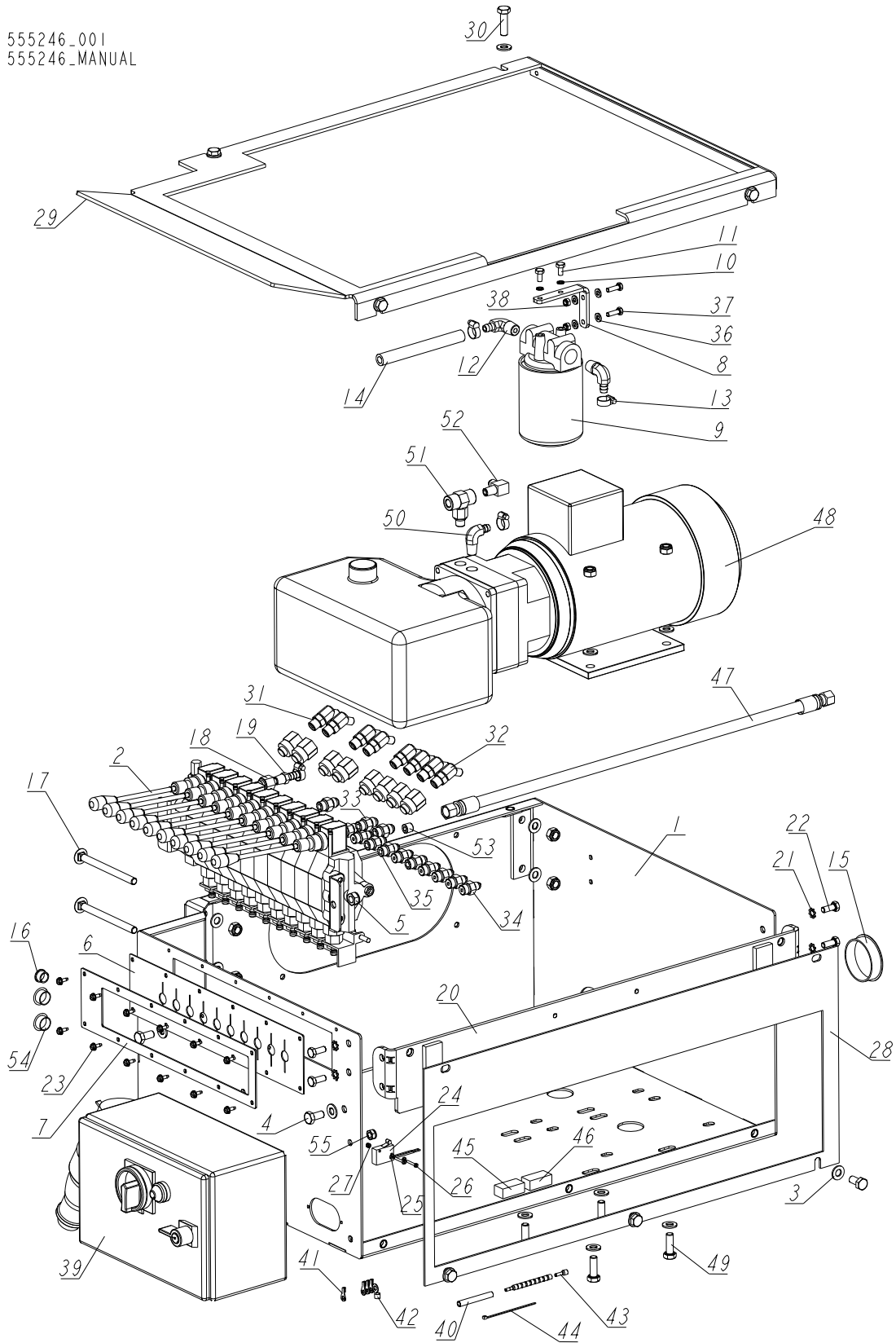


Hydraulic System

Hydraulic Box, AHP3 7-Section, LT40/70 Mobile Sawmills (M-type Frame)

REF	DESCRIPTION (◆ indicates parts available in assemblies only)	PART #	QTY	
57	NUT, M3-6 HEX NYLON ZINC LOCK	F81028-2	2	
58	FITTING, 3/8NPT-3/8 BARB ELBOW	P12708	1	
59	FITTING, 1/4NPT MALE RUN TEE	015486	1	
60	FITTING, 3/8JIC-1/4NPT 90L	015491	1	
61	PLUG, 1/4-18 NPT BLANK	096221	1	
62	BOLT, DIN933-M10X30-8.8-A2E HEX HEAD	F81003-111	4	
63	NUT, M8-8-B HEX NYLON ZINC LOCK	F81032-2	4	

9.16 Hydraulic Control Box, AHP5/LT40/LT70 10-Section

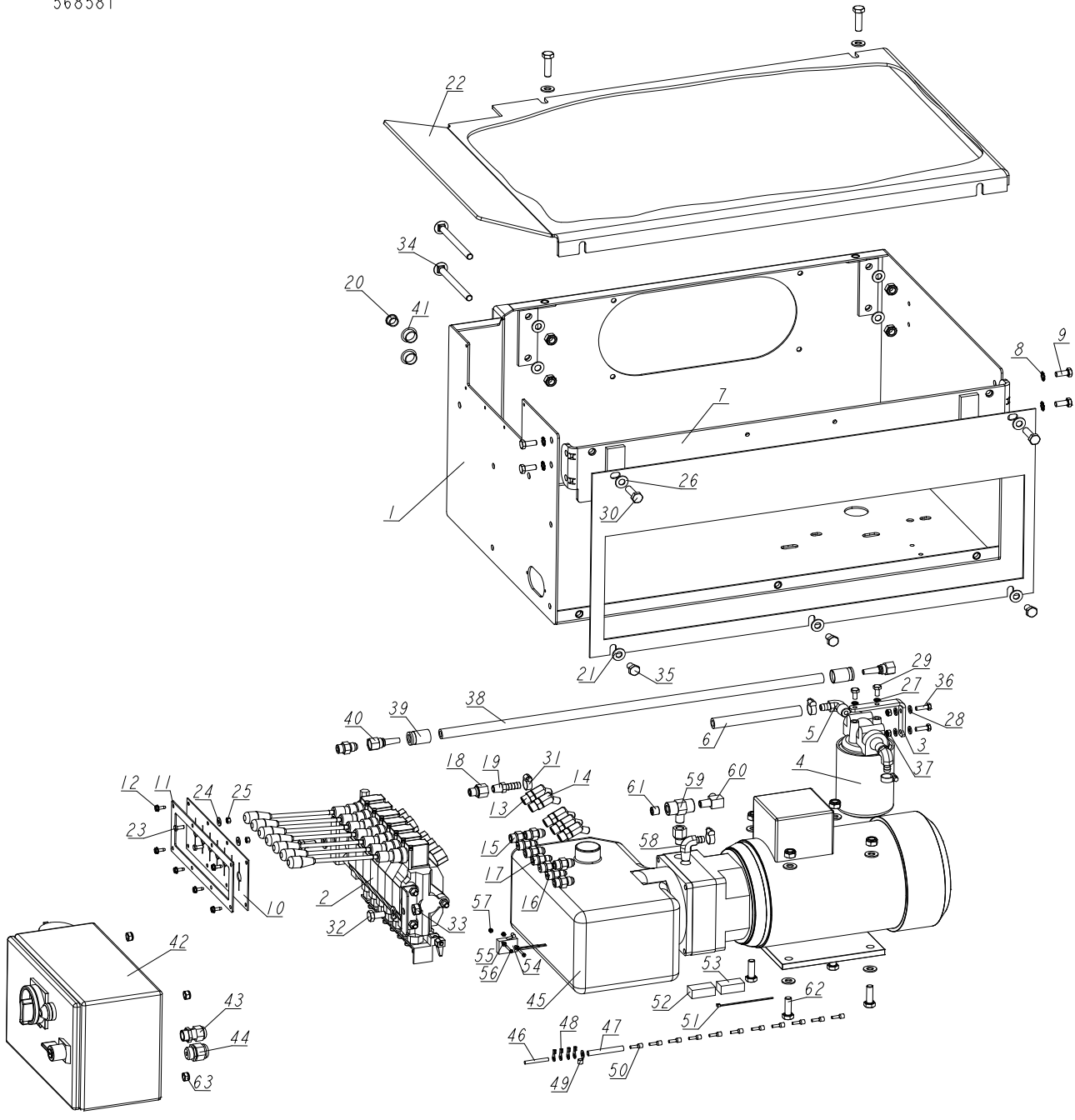


REF	DESCRIPTION (◆ indicates parts available in assemblies only)	PART #	QTY
-	HYDRAULIC BOX, AHP5/LT40/70 10-SECTION	555246	1
1	BOX WELDMENT, HYDRAULIC	545691-1	1
2	VALVE, HDS11/10-6 10-SECTION	091344	1
3	WASHER, 10.5 FLAT ZINC	F81055-1	21
4	BOLT, ISO 4017-M10X20-8.8-A2E HEX HEAD	F81003-53	5
5	NUT, M10-8-B HEX NYLON ZINC LOCK	F81033-1	10
6	GUARD, 10-SECTION RUBBER HYDRAULIC VALVE	091739	1
7	PLATE, 10-SECTION VALVE	091826-1	1
8	BRACKET, OIL FILTER	550029-1	1
9	MANIFOLD, W/FILTER	P22683	1
10	WASHER, Z 6.1 SPLIT LOCK	F81053-3	2
11	BOLT, 1/4-20X1/2 HEX HEAD	F05005-15	2
12	FITTING, 1/2NPT-3/8 BARB ELBOW	P12707	2
13	CLAMP, 11/16 WORM	061807	4
14	HOSE, 3/8" LOW PRESSURE HYDRAULIC	R01892-1	1
15	CAP, HSA2790 (63.6 DIA.)	092859	2
16	GROMMET, 15,9 UB625 RUBBER	086816	1
17	BOLT, M10X125 CARRIAGE	F81003-34	2
18	FITTING, 6SAE MALE-1/4NPT FEMALE	014686	2
19	FITTING, 1/4NPT-3/8 BARB	014685	1
20	BRACKET, AC HYDRAULIC BOX - COMPLETE	086518-1	1
21	WASHER, 8.4 EXTERIOR STAR LOCK ZINC	F81054-3	4
22	BOLT, M8X20-8.8-B HEX HEAD FULL THREAD Z	F81002-4	4
23	#10-24X1/2 SLF TP SC	F05015-7	12
24	SWITCH, 2A 125V R-LEVER NO/NC/COM	014765	1
25	WASHER, 3.2 FLAT ZINC	F81050-2	2
26	SCREW, M3X20-5.8-A SLOTTED CHEESE HEAD ZINC	F81000-8	2
27	NUT, M3-6 HEX NYLON ZINC LOCK	F81028-2	2
28	PANEL, AC HYDRAULIC BOX FRONT	086484-1	1
29	COVER, AC/DC HYDRAULIC CONTROL BOX	091734-1	1
30	BOLT, M10X35-8.8 HEX HEAD FULL THREAD ZI	F81003-17	4
31	FITTING, #6SAE 45 DEG ELBOW	015489	1
32	FITTING, #4SAE-#6SAE 45 DEG ELBOW	015488	7
33	FITTING, 3/8 O-RING-3/8JIC	014687	6
34	FITTING, 1/4JIC-3/8 O-RING	P26284	6
35	ZN-140 UNF9/16-18/7/16-20	555134	1
36	WASHER, 6.4 FLAT ZINC	F81053-1	4
37	BOLT, M6X20 8.8 HEX HEAD FULL THREAD ZINC	F81001-2	2
38	NUT, M6-8-B NYLON HEX ZINC LOCK	F81031-2	2
39	BOX, LT40/70 ELECTRICAL	566251	1
40	HOSE, PCV 8X1 BLACK	R80610-1	1
41	TERMINAL, KO 2.5/5 RING	F81064-1	4
42	TERMINAL, 1/4 18GA RING NI LOOSE	F05092-7	1
43	TERMINAL, HI 1/6 CABLE END	F81083-3	10
44	TIE WRAP, TK 9/3	F81082-4	1
45	CONTACT ASSEMBLY, AC NEGATIVE	086624	1
46	CONTACT ASSEMBLY, AC POSITIVE	086625	1

REF	DESCRIPTION (◆ indicates parts available in assemblies only)	PART #	QTY	
47	HOSE, 2T3/8X0.254 W9/16UNF-WP/16UNF HYDRAULIC	087774	1	
48	PUMP, AC-4KW (Q=14,5L/MIN) HYDRAULIC W/M	500958	1	
49	BOLT, DIN933-M10X30-8.8-A2E HEX HEAD	F81003-111	4	
50	FITTING, 3/8NPT-3/8 BARB ELBOW	P12708	1	
51	FITTING, 1/4NPT MALE RUN TEE	015486	1	
52	FITTING, 3/8JIC-1/4NPT 90L	015491	1	
53	PLUG, 1/4-18 NPT BLANK	096221	1	
54	CAP, SR1086 22.2 HOLE	093544	2	
55	NUT, M8-8-B HEX NYLON ZINC LOCK	F81032-2	4	

9.17 Hydraulic Control Box, AHP3/LT40/LT70 Stationary Sawmills 7-Section (M-type Frame)

568581_001
568581



REF	DESCRIPTION (u indicates parts available in assemblies only)	PART #	QTY
-	BOX, AHP3 7-SECTION LT40/70 HYDRAULIC	568581	1
1	BOX WELDMENT, HYDRAULIC	555345-1	1
2	VALVE, 7-SECTION DC HYDRAULIC	545657	1
3	BRACKET, OIL FILTER	550029-1	1
4	MANIFOLD, W/FILTER	P22683	1

Hydraulic Control Box, AHP3/LT40/LT70 Stationary Sawmills 7-Section (M-type Frame)

REF	DESCRIPTION (u indicates parts available in assemblies only)	PART #	QTY
5	FITTING, 1/2NPT-3/8 BARB ELBOW	P12707	2
6	HOSE, 3/8" LOW PRESSURE HYDRAULIC	R01892-1	1
7	BRACKET, AC HYDRAULIC BOX - COMPLETE	086518-1	1
8	WASHER, 8.4 EXTERIOR STAR LOCK ZINC	F81054-3	4
9	BOLT, M8X20-8.8-B-HEX HEAD FULL THREAD Z	F81002-4	4
10	GUARD, 7-SECTION HYD. VALVE RUBBER	510566	1
11	PLATE, RUBBER GUARD MOUNTING	510567-1	1
12	#10-24X1/2 SLF TP SC	F05015-7	6
13	FITTING, #6SAE 45 DEG ELBOW	015489	1
14	FITTING, #4SAE-#6SAE 45 DEG ELBOW	015488	4
15	FITTING, 3/8 O-RING-3/8JIC	014687	6
16	FITTING, 1/4JIC-3/8 O-RING	P26284	3
17	ZN-140 UNF9/16-18/7/16-20	555134	1
18	FITTING, 6SAE MALE-1/4NPT FEMALE	014686	2
19	FITTING, 1/4NPT-3/8 BARB	014685	1
20	GROMMET, 15,9 UB625 RUBBER	086816	1
21	PANEL, AC HYDRAULIC BOX FRONT	086484-1	1
22	COVER, AC HYDRAULIC BOX TOP	545693-1	1
23	BOLT, M5X12-5.8 HEX HEAD FULL THREAD ZIN	F81000-5	2
24	WASHER, 5.5 SPECIAL FLAT ZINC-PLATED	F81052-3	2
25	NUT, M5-8 HEX ZINC	F81030-1	2
26	WASHER 10,5 ZC DIN 126 ISO 7091	F81055-1	21
27	WASHER 6.1 ZC SPRING LOCK DIN 127	F81053-3	2
28	WASHER 6.4 ZC DIN 126 ISO 7091	F81053-1	4
29	BOLT, 1/4-20X1/2 HEX HEAD	F05005-15	2
30	BOLT, M10X35-8.8 HEX HEAD FULL THREAD ZI	F81003-17	4
31	CLAMP, 11/16 WORM	061807	4
32	BOLT, ISO 4017-M10X20-8.8-A2E HEX HEAD	F81003-53	2
33	NUT M10 ZC 8 NYLOCK DIN 982 ISO 7040	F81033-1	10
34	BOLT, M10X125 CARRIAGE	F81003-34	2
35	BOLT, M10X16-8.8 HEX HEAD FULL THREAD ZI	F81003-13	3
36	BOLT, M6X20 8.8 HEX HEAD FULL THREAD ZIN	F81001-2	2
37	NUT M6 ZC 8 NYLOCK DIN 982 ISO 7040	F81031-2	2
-	HOSE, 2T3/8X0.254 W9/16UNF-WP/16UNF HYDR	087774	1
38	HOSE, 3/8 HYDRAULIC	R02132_0_25	1
39	CRIMP SOCKET 3/8" HYDRAULIC HOSE	085901	2
40	FITTING, JIC 9/16-18 HYDRAULIC	085900	2
41	CAP, SR1086 22.2 HOLE	093544	2
42	BOX, LT40/70 ELECTRICAL	566251	1
43	GLAND, DW11/H CABLE	085388	1
44	GLAND, DP 13/H CABLE	F81096-4	1
45	PUMP, AC-4KW (Q=14,5L/MIN) HYDRAULIC W/M	500958	1
46	CABLE, OLFLEX 400P 4G1 (DRUM)	R80583-6	1
47	HOSE, PCV 8X1 BLACK	R80610-1	1
48	TERMINAL, KO 2.5/5 RING	F81064-1	4
49	TERMINAL, 1/4 18GA RING NI LOOSE	F05092-7	1
50	TERMINAL, HI 1/6 CABLE END	F81083-3	11



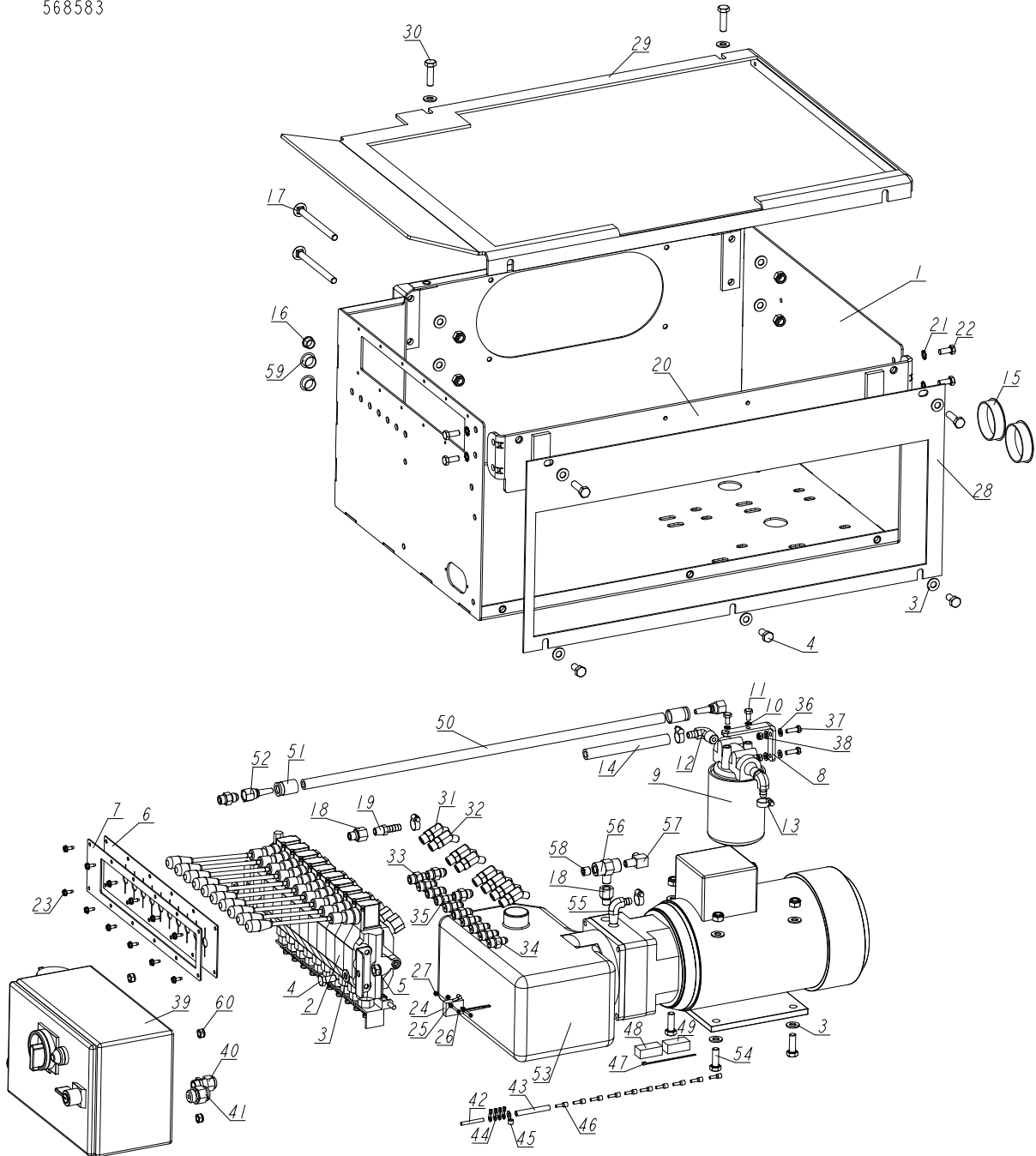
Hydraulic System

Hydraulic Control Box, AHP3/LT40/LT70 Stationary Sawmills 7-Section (M-type Frame)

REF	DESCRIPTION (u indicates parts available in assemblies only)	PART #	QTY	
51	TIE WRAP, TK 9/3	F81082-4	1	
52	CONTACT ASSEMBLY, AC NEGATIVE	086624	1	
53	CONTACT ASSEMBLY, AC POSITIVE	086625	1	
54	SWITCH, 2A 125V R-LEVER NO/NC/COM	014765	1	
55	WASHER, 3.2 FLAT ZINC	F81050-2	2	
56	SCREW, M3X20-5.8-A SLOTTED CHEESE HEAD Z	F81000-8	2	
57	NUT, M3-6 HEX NYLON ZINC LOCK	F81028-2	2	
58	FITTING, 3/8NPT-3/8 BARB ELBOW	P12708	1	
59	FITTING, 1/4NPT MALE RUN TEE	015486	1	
60	FITTING, 3/8JIC-1/4NPT 90L	015491	1	
61	PLUG, 1/4-18 NPT BLANK	096221	1	
62	BOLT, DIN933-M10X30-8.8-A2E HEX HEAD	F81003-111	4	
63	NUT M8 ZC 8 NYLOCK DIN 982 ISO 7040	F81032-2	4	

9.18 Hydraulic Control Box, AHP5/LT40/LT70 Stationary Sawmills 10-Section (M-type Frame)

568583_001
568583



REF	DESCRIPTION (u indicates parts available in assemblies only)	PART #	QTY
-	BOX, AHP5 10-SECTION LT40/70 HYDRAULIC	568583	1
1	BOX WELDMENT, HYDRAULIC	545691-1	1
2	VALVE, HDS11/10-6 10-SECTION	091344	1
3	WASHER 10,5 ZC DIN 126 ISO 7091	F81055-1	21
4	BOLT, ISO 4017-M10X20-8.8-A2E HEX HEAD	F81003-53	5



Hydraulic System

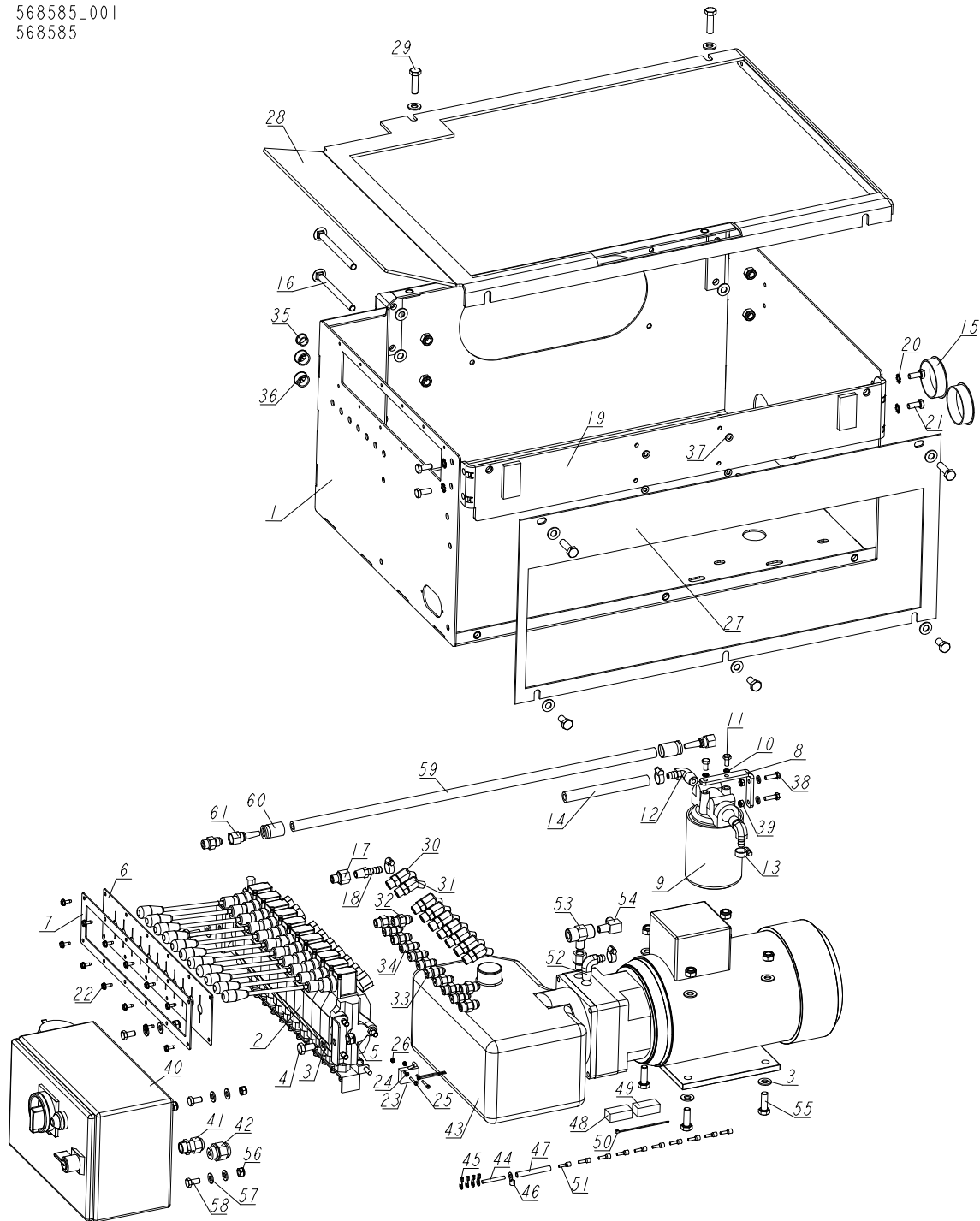
Hydraulic Control Box, AHP5/LT40/LT70 Stationary Sawmills 10-Section (M-type Frame)

REF	DESCRIPTION (u indicates parts available in assemblies only)	PART #	QTY
5	NUT M10 ZC 8 NYLOCK DIN 982 ISO 7040	F81033-1	10
6	GUARD, 10-SECTION RUBBER HYDRAULIC VALVE	091739	1
7	PLATE, 10-SECTION VALVE PAINTED	091826-1	1
8	BRACKET, OIL FILTER	550029-1	1
9	MANIFOLD, W/FILTER	P22683	1
10	WASHER 6.1 ZC SPRING LOCK DIN 127	F81053-3	2
11	BOLT, 1/4-20X1/2 HEX HEAD	F05005-15	2
12	FITTING, 1/2NPT-3/8 BARB ELBOW	P12707	2
13	CLAMP, 11/16 WORM	061807	4
14	HOSE, 3/8" LOW PRESSURE HYDRAULIC	R01892-1	1
15	CAP, HSA2790 (63.6 DIA.)	092859	2
16	GROMMET, 15,9 UB625 RUBBER	086816	1
17	BOLT, M10X125 CARRIAGE	F81003-34	2
18	FITTING, 6SAE MALE-1/4NPT FEMALE	014686	2
19	FITTING, 1/4NPT-3/8 BARB	014685	1
20	BRACKET, AC HYDRAULIC BOX - COMPLETE	086518-1	1
21	WASHER, 8.4 EXTERIOR STAR LOCK ZINC	F81054-3	4
22	BOLT, M8X20-8.8-B-HEX HEAD FULL THREAD Z	F81002-4	4
23	#10-24X1/2 SLF TP SC	F05015-7	12
24	SWITCH, 2A 125V R-LEVER NO/NC/COM	014765	1
25	WASHER, 3.2 FLAT ZINC	F81050-2	2
26	SCREW, M3X20-5.8-A SLOTTED CHEESE HEAD Z	F81000-8	2
27	NUT, M3-6 HEX NYLON ZINC LOCK	F81028-2	2
28	PANEL, AC HYDRAULIC BOX FRONT	086484-1	1
29	COVER, AC/DC HYDRAULIC CONTROL BOX	091734-1	1
30	BOLT, M10X35-8.8 HEX HEAD FULL THREAD ZI	F81003-17	4
31	FITTING, #6SAE 45 DEG ELBOW	015489	1
32	FITTING, #4SAE-#6SAE 45 DEG ELBOW	015488	7
33	FITTING, 3/8 O-RING-3/8JIC	014687	6
34	FITTING, 1/4JIC-3/8 O-RING	P26284	6
35	ZN-140 UNF9/16-18/7/16-20	555134	1
36	WASHER 6.4 ZC DIN 126 ISO 7091	F81053-1	4
37	BOLT, M6X20 8.8 HEX HEAD FULL THREAD ZIN	F81001-2	2
38	NUT M6 ZC 8 NYLOCK DIN 982 ISO 7040	F81031-2	2
39	BOX, LT40/70 ELECTRICAL	566251	1
40	GLAND, DW11/H CABLE	085388	1
41	GLAND, DP 13/H CABLE	F81096-4	1
42	CABLE, OLFLEX 400P 4G1 (DRUM)	R80583-6	1
43	HOSE, PCV 8X1 BLACK	R80610-1	1
44	TERMINAL, KO 2.5/5 RING	F81064-1	4
45	TERMINAL, 1/4 18GA RING NI LOOSE	F05092-7	1
46	TERMINAL, HI 1/6 CABLE END	F81083-3	10
47	TIE WRAP, TK 9/3	F81082-4	1
48	CONTACT ASSEMBLY, AC NEGATIVE	086624	1
49	CONTACT ASSEMBLY, AC POSITIVE	086625	1
-	HOSE, 2T3/8X0.254 W9/16UNF-WP/16UNF HYDR	087774	1

REF	DESCRIPTION (u indicates parts available in assemblies only)	PART #	QTY	
50	HOSE, 3/8 HYDRAULIC	R02132_0_ 25	1	
51	CRIMPSOCKET 3/8" HYDRAULIC HOSE	085901	2	
52	FITTING, JIC 9/16-18 HYDRAULIC	085900	2	
53	PUMP, AC-4KW (Q=14,5L/MIN) HYDRAULIC W/M	500958	1	
54	BOLT, DIN933-M10X30-8.8-A2E HEX HEAD	F81003-111	4	
55	FITTING, 3/8NPT-3/8 BARB ELBOW	P12708	1	
56	FITTING, 1/4NPT MALE RUN TEE	015486	1	
57	FITTING, 3/8JIC-1/4NPT 90L	015491	1	
58	PLUG, 1/4-18 NPT BLANK	096221	1	
59	CAP, SR1086 22.2 HOLE	093544	2	
60	NUT M8 ZC 8 NYLOCK DIN 982 ISO 7040	F81032-2	4	

9.19 Hydraulic Control Box, AHP7/LT40/LT70 Stationary Sawmills 11-Section (M-type Frame)

568585_001
568585



REF	DESCRIPTION (u indicates parts available in assemblies only)	PART #	QTY
-	BOX, AHP7 11-SECTION LT40/70 HYDRAULIC	568585	1
1	BOX WELDMENT, HYDRAULIC	545691-1	1
2	VALVE, 11-SECTION HDS11/10 HYDRAULIC	510568_	1

REF	DESCRIPTION (u indicates parts available in assemblies only)	PART #	QTY
3	WASHER 10,5 ZC DIN 126 ISO 7091	F81055-1	21
4	BOLT, ISO 4017-M10X20-8.8-A2E HEX HEAD	F81003-53	5
5	NUT M10 ZC 8 NYLOCK DIN 982 ISO 7040	F81033-1	10
6	COVER, 11-SECTION VALVE RUBBER	518926	1
7	COVER, 11-SECTION VALVE GUARD PTD	510571-1	1
8	BRACKET, OIL FILTER	550029-1	1
9	MANIFOLD, W/FILTER	P22683	1
10	WASHER 6.1 ZC SPRING LOCK DIN 127	F81053-3	2
11	BOLT, 1/4-20X1/2 HEX HEAD	F05005-15	2
12	FITTING, 1/2NPT-3/8 BARB ELBOW	P12707	2
13	CLAMP, 11/16 WORM	061807	4
14	HOSE, 3/8" LOW PRESSURE HYDRAULIC	R01892-1	1
15	CAP, HSA2790 (63.6 DIA.)	092859	2
16	BOLT, M10X125 CARRIAGE	F81003-34	2
17	FITTING, 6SAE MALE-1/4NPT FEMALE	014686	2
18	FITTING, 1/4NPT-3/8 BARB	014685	1
19	BRACKET, AC HYDRAULIC BOX - COMPLETE	086518-1	1
20	WASHER, 8.4 EXTERIOR STAR LOCK ZINC	F81054-3	4
21	BOLT, M8X20-8.8-B-HEX HEAD FULL THREAD Z	F81002-4	4
22	#10-24X1/2 SLF TP SC	F05015-7	12
23	SWITCH, 2A 125V R-LEVER NO/NC/COM	014765	1
24	WASHER, 3.2 FLAT ZINC	F81050-2	2
25	SCREW, M3X20-5.8-A SLOTTED CHEESE HEAD Z	F81000-8	2
26	NUT, M3-6 HEX NYLON ZINC LOCK	F81028-2	2
27	PANEL, AC HYDRAULIC BOX FRONT	086484-1	1
28	COVER, AC/DC HYDRAULIC CONTROL BOX	091734-1	1
29	BOLT, M10X35-8.8 HEX HEAD FULL THREAD ZI	F81003-17	4
30	FITTING, #6SAE 45 DEG ELBOW	015489	1
31	FITTING, #4SAE-#6SAE 45 DEG ELBOW	015488	8
32	FITTING, 3/8 O-RING-3/8JIC	014687	6
33	FITTING, 1/4JIC-3/8 O-RING	P26284	7
34	ZN-140 UNF9/16-18/7/16-20	555134	1
35	GROMMET, 15,9 UB625 RUBBER	086816	1
36	GROMMET, HEYCO WIRE	P04137	2
37	WASHER 6.4 ZC DIN 126 ISO 7091	F81053-1	6
38	BOLT, M6X20 8.8 HEX HEAD FULL THREAD ZIN	F81001-2	2
39	NUT M6 ZC 8 NYLOCK DIN 982 ISO 7040	F81031-2	2
40	BOX, LT40/70 ELECTRICAL	566251	1
41	GLAND, DW11/H CABLE	085388	1
42	GLAND, DP 13/H CABLE	F81096-4	1
43	PUMP, AC-4KW (Q=14,5L/MIN) HYDRAULIC W/M	500958	1
44	CABLE, OLFLEX 400P 4G1 (DRUM)	R80583-6	1
45	TERMINAL, KO 2.5/5 RING	F81064-1	4
46	TERMINAL, 1/4 18GA RING NI LOOSE	F05092-7	1
47	HOSE, PCV 8X1 BLACK	R80610-1	1
48	CONTACT ASSEMBLY, AC POSITIVE	086625	1
49	CONTACT ASSEMBLY, AC NEGATIVE	086624	1



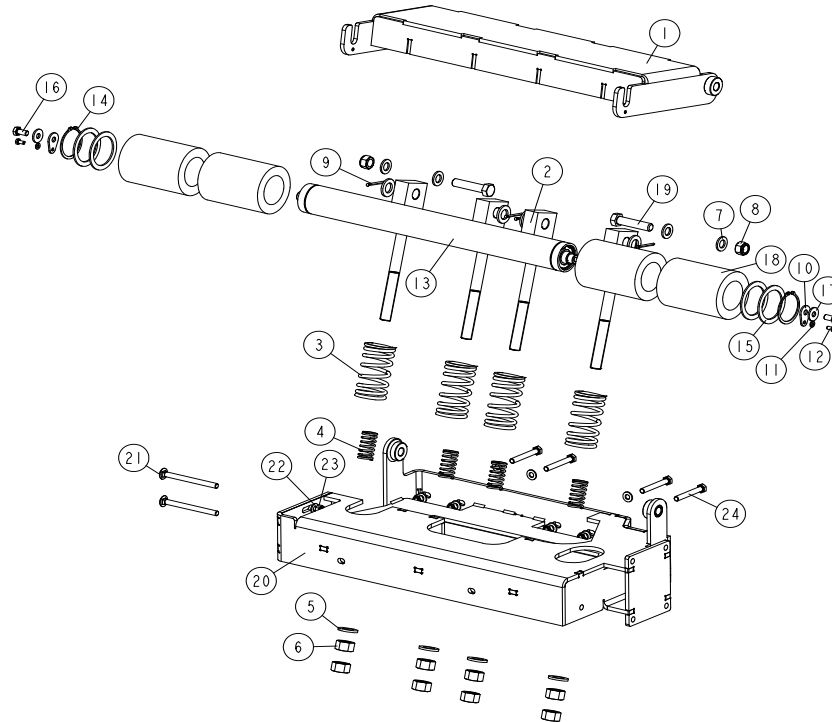
Hydraulic System

Hydraulic Control Box, AHP7/LT40/LT70 Stationary Sawmills 11-Section (M-type Frame)

REF	DESCRIPTION (u indicates parts available in assemblies only)	PART #	QTY	
50	TIE WRAP, TK 9/3	F81082-4	1	
51	TERMINAL, HI 1/6 CABLE END	F81083-3	10	
52	FITTING, 3/8NPT-3/8 BARB ELBOW	P12708	1	
53	FITTING, 1/4NPT MALE RUN TEE	015486	1	
54	FITTING, 3/8JIC-1/4NPT 90L	015491	1	
55	BOLT, DIN933-M10X30-8.8-A2E HEX HEAD	F81003-111	4	
56	NUT M8 ZC 8 NYLOCK DIN 982 ISO 7040	F81032-2	4	
57	WASHER 8.4 ZC DIN 126 ISO 7091	F81054-1	8	
58	BOLT, M8X16 -8.8-B HEX HEAD FULL THREAD	F81002-20	4	
-	HOSE, 2T3/8X0.254 W9/16UNF-WP/16UNF HYDR	087774	1	
59	HOSE, 3/8 HYDRAULIC	R02132_0_ 25	1	
60	CRIMP SOCKET 3/8" HYDRAULIC HOSE	085901	2	
61	FITTING, JIC 9/16-18 HYDRAULIC	085900	2	

9.20 Shock Absorber Assembly - Option for Sawmills Equipped with Hydraulics

550191_001
550191_MANUAL



REF	DESCRIPTION (◆ indicates parts available in assemblies only)	PART #	QTY
-	SHOCK ABSORBER, SHORT	550191	1
-	SHORT ROLLER, SHOCK ABSORBER	550192	1
1	ROLLER PLATE, SHOCK ABSORBER	550189-1	1
2	ROD WELDMENT, BUMPER SPRING	510818-1	4
3	SPRING, 110X46X6.5 CUSHION	510815	4
4	SPRING, 60X23X3	088992	4
5	WASHER, 21 FLAT ZINC	F81059-2	8
6	NUT, M20-8 HEX ZINC	F81037-1	8
7	WASHER, 17 FLAT ZINC	F81058-1	4
8	NUT, M16-8 HEX NYLON ZINC LOCK	F81036-2	2
9	PIN, 4X30 COTTER ZINC-PLATED	F81043-22	4
10	WASHER, WM4000 ROLLER MOUNTING	510874-1	2
11	WASHER, 6.4 FLAT ZINC	F81053-1	2
12	BOLT, M6X12-8.8 HEX HEAD FULL THREAD ZINC	F81001-7	2
-	ROLLER W/RUBBER BUSHING	527048	1
13	ROLLER, FRAME M/S	527044-1	1
14	RING, Z60 OUTSIDE RETAINING	F81090-62	2
15	RING, 61/80X3 SPACER	515895	4
16	BOLT, M10X20-5.8 HEX HEAD FULL THREAD ZINC	F81003-1	2
17	WASHER, 10.5 SPECIAL FLAT ZINC	F81055-6	2



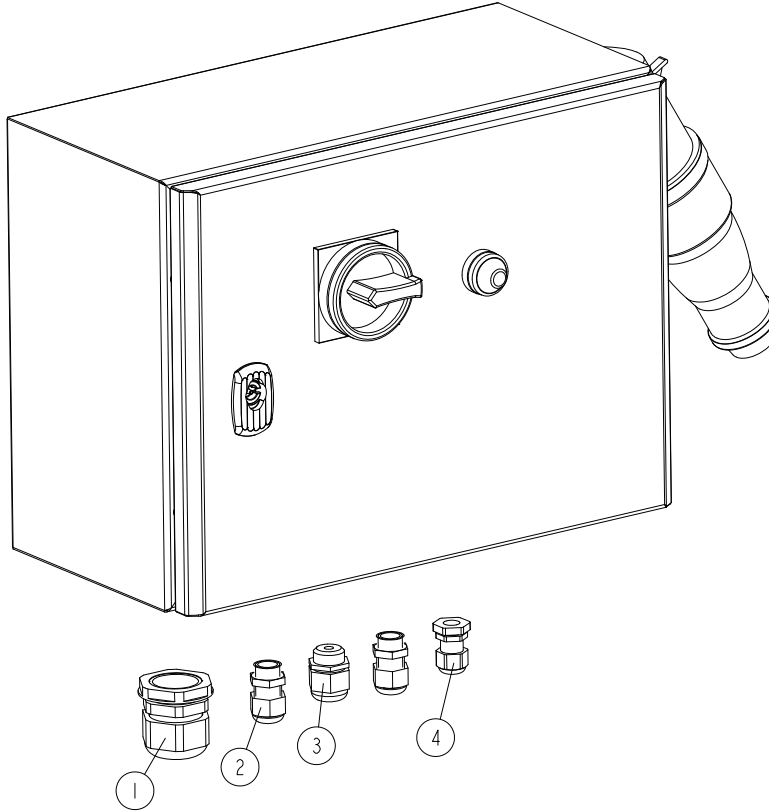
Hydraulic System

Shock Absorber Assembly - Option for Sawmills Equipped with Hydraulics

REF	DESCRIPTION (◆ indicates parts available in assemblies only)	PART #	QTY	
18	ROLLER, RUBBER	517493	4	
19	BOLT, M1 6X75-8.B-B HEX HEAD FULL THREAD	F81006-10	2	
20	FRAME, SHORT TABLE	550187-1	1	
21	BOLT, M10X125 CARRIAGE	F81003-34	2	
22	WASHER, 10.5 FLAT ZINC	F81055-1	10	
23	NUT, M10-8-B HEX NYLON ZINC LOCK	F81033-1	6	
24	BOLT, M10X75-8.8 HEX HEAD ZINC	F81003-15	4	

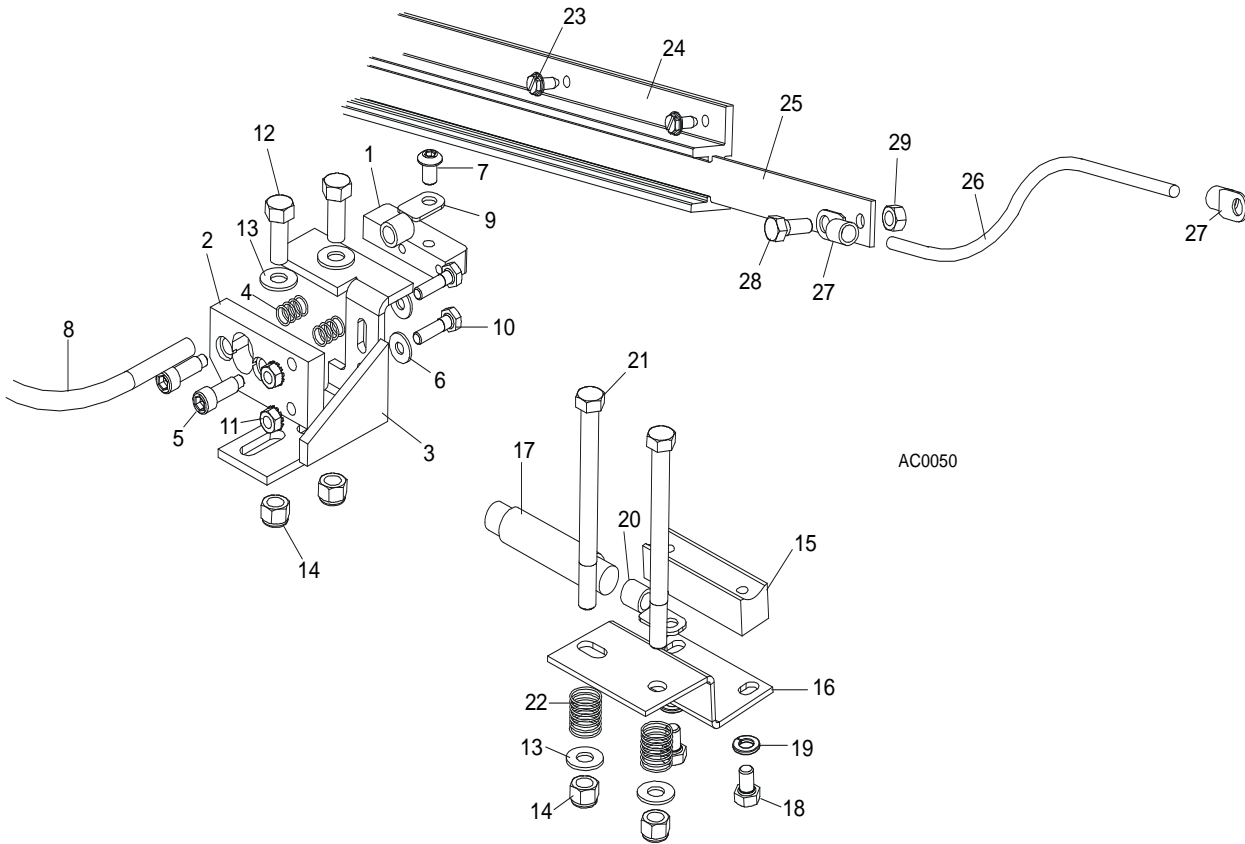
9.21 Hydraulic Electric Box, AC

557003-RC_001
557003-RC



REF	DESCRIPTION (u indicates parts available in assemblies only)	PART #	QTY
-	BOX, ELECTRIC AC	557003-RC	1
1	SEAL, DP 29/H GLAND	F81096-1	1
2	GLAND, DW11/H CABLE	085388	2
3	GLAND, DP 13/H CABLE	F81096-4	1
4	GLAND, DP 9/H CABLE	F81096-2	1

9.22 Hydraulic Power Supply Strip

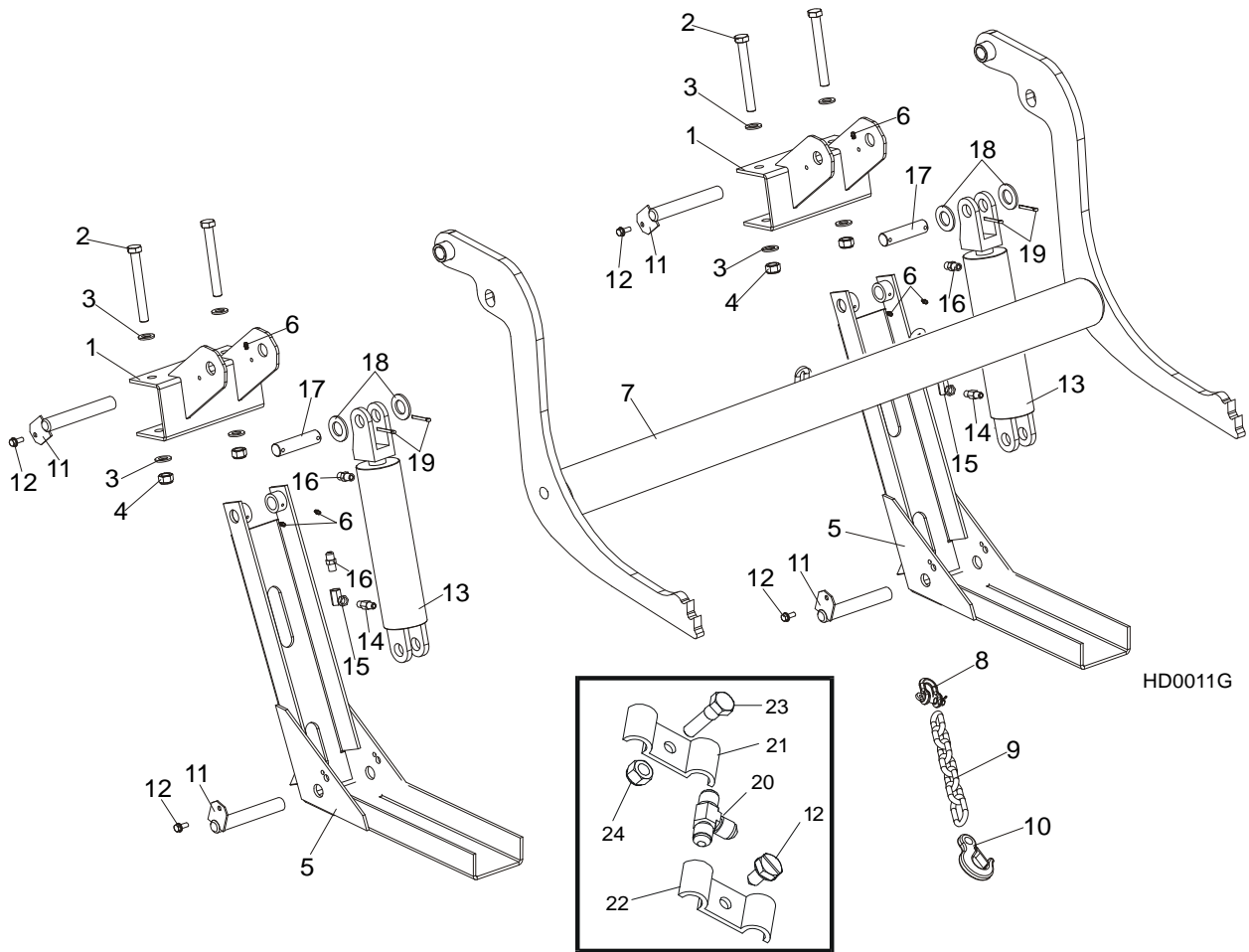


REF	DESCRIPTION (◆ indicates parts available in assemblies only)	PART #	QTY	
	CONTACT ASSEMBLY, AC POSITIVE	086625	1	
1	BUTTON, HOT CONTACT 1997	015253	1	
2	PLATE, 1/2 NYLON INSULATOR CONTACT	S10072	1	
3	BRACKET, POSITIVE CONTACT MOUNTING	086380-1	1	
4	SPRING, .42X.59X.042 COMPRESSION	P10077	2	
5	BOLT, 5/16X3/4 SHOULDER 1/4-20 THREAD	F05006-44	2	
6	WASHER, 8.4 FLAT ZINC	F81054-1	2	
7	SCREW, M8X12 SOCKET BUTTON HEAD ZINC	F81014-4	1	
8	CABLE, H05V-K 1X1MM2 RD RED	R80583-2	1 m	◆
9	TERMINAL, KO 1/10 RING	F81064-11	2	
10	BOLT, 1/4-20 X 1" HEX HEAD ZINC GRADE 2	F05005-38	2	
11	NUT, 1/4-20 SELF-LOCKING HEX	F05010-9	2	
12	BOLT, 3/8-16X1 HEX HEAD GRADE 5	F05007-87	2	
13	WASHER, 10.5 FLAT ZINC	F81055-1	4	
14	NUT, 3/8-16 HEX NYLON LOCK	F05010-10	4	
	CONTACT ASSEMBLY, AC NEGATIVE	086624	1	
15	BLOCK, EXTEN. HYD. GROUND CONTACT	015264	1	
16	BRACKET, GROUND CONTACT MOUNTING	090254-1	1	
17	CABLE, H05V-K 1X1MM2 BK BLACK	R80583-21	.21m	◆
18	BOLT, 5/16-18 X 1/2" HEX HEAD ZINC GRADE	F05006-15	2	

19	WASHER, 8.2 SPLIT LOCK ZINC	F81054-4	2	
20	TERMINAL, KO 1/10 RING	F81064-11	1	
21	BOLT, 3/8-16 X 4 1/2" HEX HEAD ZINC GRAD	F05007-35	2	
22	SPRING, .715X1.53X.068DIA SS COMPRESSION	P04282	2	
23	SCREW, 1/4-20 X 1/2" SELF-TAPPING	F05015-1	14	
	HYDRAULIC CONTACT STRIP, AC	086653	1	
	STRIP, CONTACT - COMPLETE	096234	1	
24	HOUSING, 6' CONTACT STRIP	P11976	1	◆
25	STRIP, 6' CONTACT	S10075	1	◆
26	CABLE, H05V-K 1X1MM2 BK BLACK	R80583-21	19m	◆
27	TERMINAL, KO 1/10 RING	F81064-11	4	
28	SCREW, 5/16-18X3/4 BLACK NYLON HHC	F05006-45	1	
29	NUT, 5/16-18 BLACK NYLON HEX	F05010-86	1	



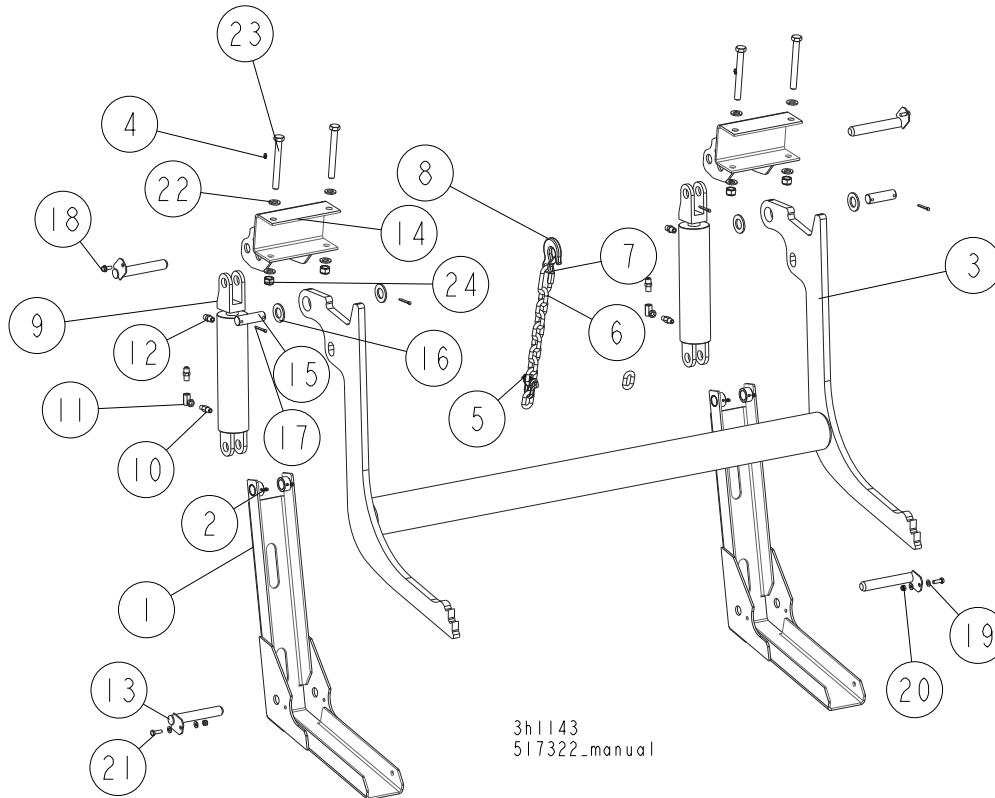
9.23 Hydraulic Log Loader



REF	DESCRIPTION (◆ indicates parts available in assemblies only)	PART #	QTY
	LOADER KIT, HYDRAULIC LOG, S/M FRAME	092863	1
1	BRACKET, LOG LOADER, FRAME S/M/SUPER	500747-70	1
2	BOLT, M16X140-8.8 HEX HEAD ZINC	F81006-4	4
3	WASHER, 17 FLAT ZINC	F81058-1	8
4	NUT, M16-8 HEX NYLON ZINC LOCK	F81036-2	4
5	COMPLETE LOG LOADER FOOT, 9.5 M FRAME	090049	2
5	FOOT WELDMENT, LOG LOADER (9.5 M FRAME)	090048-1	2
6	FITTING, 3/16X3/16 STRAIGHT GREASE	P04107	6
6	ARM, HYDRAULIC LOG LOADING COMPLETE	090044	1
7	LOG LOADER WELDMENT, 9.5 M FRAME	090006-1	1
8	SHACKLE, M-D .63	086540	1
9	CHAIN, HYDRAULIC LOG LOADER SAFETY	090007-1	1
10	HOOK, 5/8 SAFTEY CHAIN	P12075	1
11	PIN WELDMENT, LOADER	099127-1	4
12	BOLT, 5/16-18 X 3/4 SELF-TAPPING	F05015-30	4
	CYLINDER ASSY, LOG LOADING SUPER	015562	2
13	CYLINDER, CJ-S95-16-70/32/203 HYDRAULIC	088680	2
14	FITTING, 1/4NPT VELOCITY FUSE 5.0GPM	015750	2

15	FITTING, 1/4NPT-1/4JIC SWIVEL ELBOW	P12199	2	
16	FITTING, 3/8JIC-1/4NPT STRAIGHT	015560	4	
17	PIN, HYDRAULIC CYLINDER ZINC-PLATED	086979-1	2	
18	WASHER, 28 FLAT ZINC	F81061-1	4	
19	PIN, S-ZN 5X40 COTTER	F81043-31	2	
20	FITTING, 3/8JIC TEE	015487	1	
21	PLATE, 1/4 HOSE CLAMP	S09245	6	
22	CLAMP, 3/8 HOSE	016041	2	
23	BOLT, 5/16-18X1 HEX HEAD ZINC GRADE 2	F05006-1	1	
24	NUT, 5/16-18 NYLON ZINC LOCK	F05010-58	1	

9.24 Hydraulic Log Loader, Extended for "S", "M" and "M Super" Frames with 2.5 t. and 2.6 t. Trailer

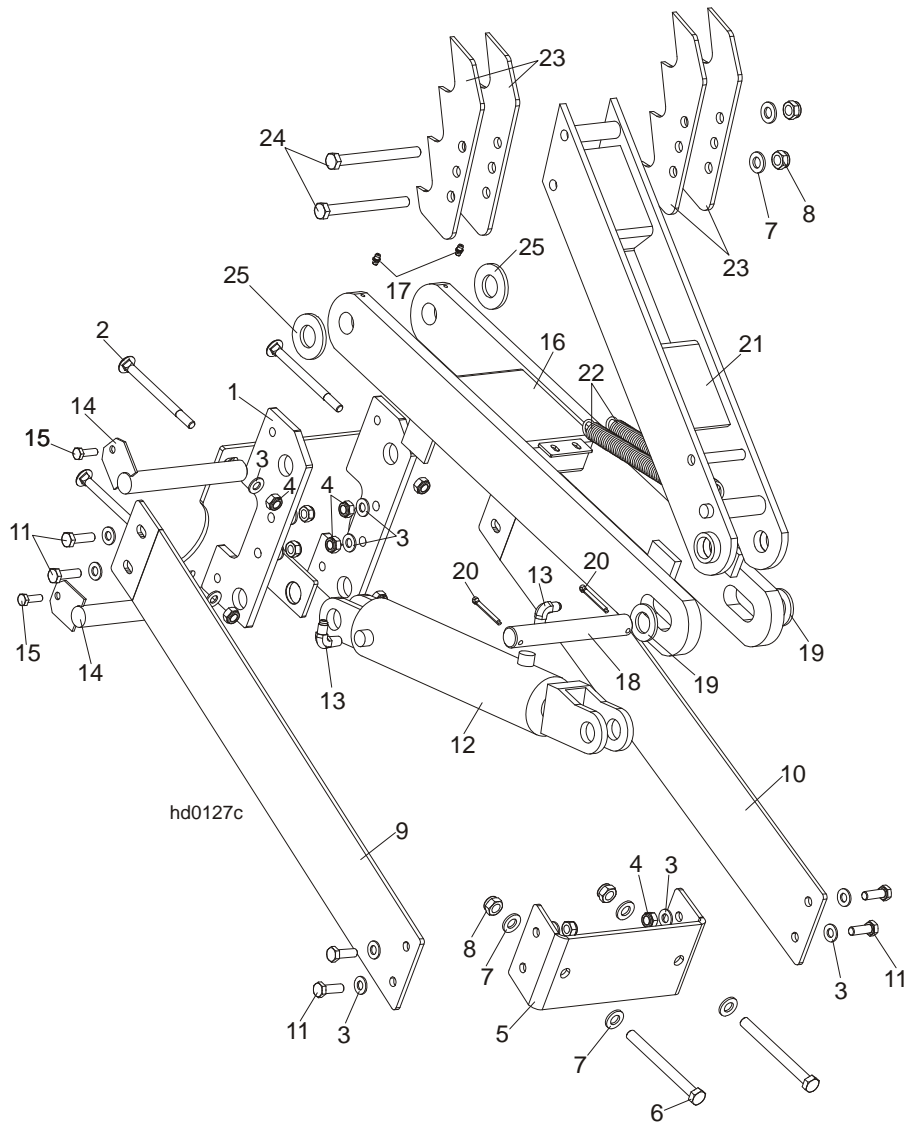


REF	DESCRIPTION (◆ indicates parts available in assemblies only)	PART #	QTY
	LOG LOADER, "M" 'S" SUPER FRAME, EXTENDE	517322	1
	LOG LOADER, EXTENDED, COMPLETE	517326	2
1	LOG LOADER, EXTENDED	517323-1	1
2	FITTING, 3/16X3/16 STRAIGHT GREASE	P04107	2
	LOG LOADER, EXTENDED, COMPLETE	517327	1
3	LOG LOADER, EXTENDED	517329-1	1
4	FITTING, 3/16X3/16 STRAIGHT GREASE	P04107	2
5	SHACKLE, M-D .63	086540	1
	CHAIN, TRANSPORT, EXTENDED LOG LOADER, C	517332	1
6	CHAIN, LINKS N-10X35 - 8 LINKS	517333-1	1
7	CARABINER 10	100767	1
8	HOOK, 5/8 SAFTEY CHAIN	P12075	1
	CYLINDER ASSY, LOG LOADING SUPER	015562	2
9	CYLINDER, CJ-S95-16-70/32/203 HYDRAULIC	088680	1
10	FITTING, 1/4NPT VELOCITY FUSE 5.0GPM	015750	1
11	FITTING, 1/4NPT-1/4JIC SWIVEL ELBOW	P12199	1
12	FITTING, 3/8JIC-1/4NPT STRAIGHT	015560	2
13	PIN WELDMENT, LOADER	099127-1	4

Hydraulic Log Loader, Extended for "S", "M" and "M Super" Frames with 2.5 t. and 2.6 t. Trailer

REF	DESCRIPTION (◆ indicates parts available in assemblies only)	PART #	QTY	
14	BRACKET, LOG LOADER, FRAME S/M/SUPER	500747-70	2	
15	PIN, HYDRAULIC CYLINDER ZINC-PLATED	086979-1	2	
16	WASHER, 28 FLAT ZINC	F81061-1	4	
17	PIN, S-ZN 5X40 COTTER	F81043-31	4	
18	BOLT, 5/16-18 X 3/4 SELF-TAPPING	F05015-30	2	
19	WASHER, 8.4 FLAT ZINC	F81054-1	4	
20	NUT, M8-8-B HEX NYLON ZINC LOCK	F81032-2	2	
21	BOLT, M8X25-8.8-B HEX HEAD FULL THREAD ZINC	F81002-5	2	
22	WASHER, 17 FLAT ZINC	F81058-1	8	
23	BOLT, M16X140-8.8 HEX HEAD ZINC	F81006-4	4	
24	NUT, M16-8 HEX NYLON ZINC LOCK	F81036-2	4	

9.25 Hydraulic Log Turner



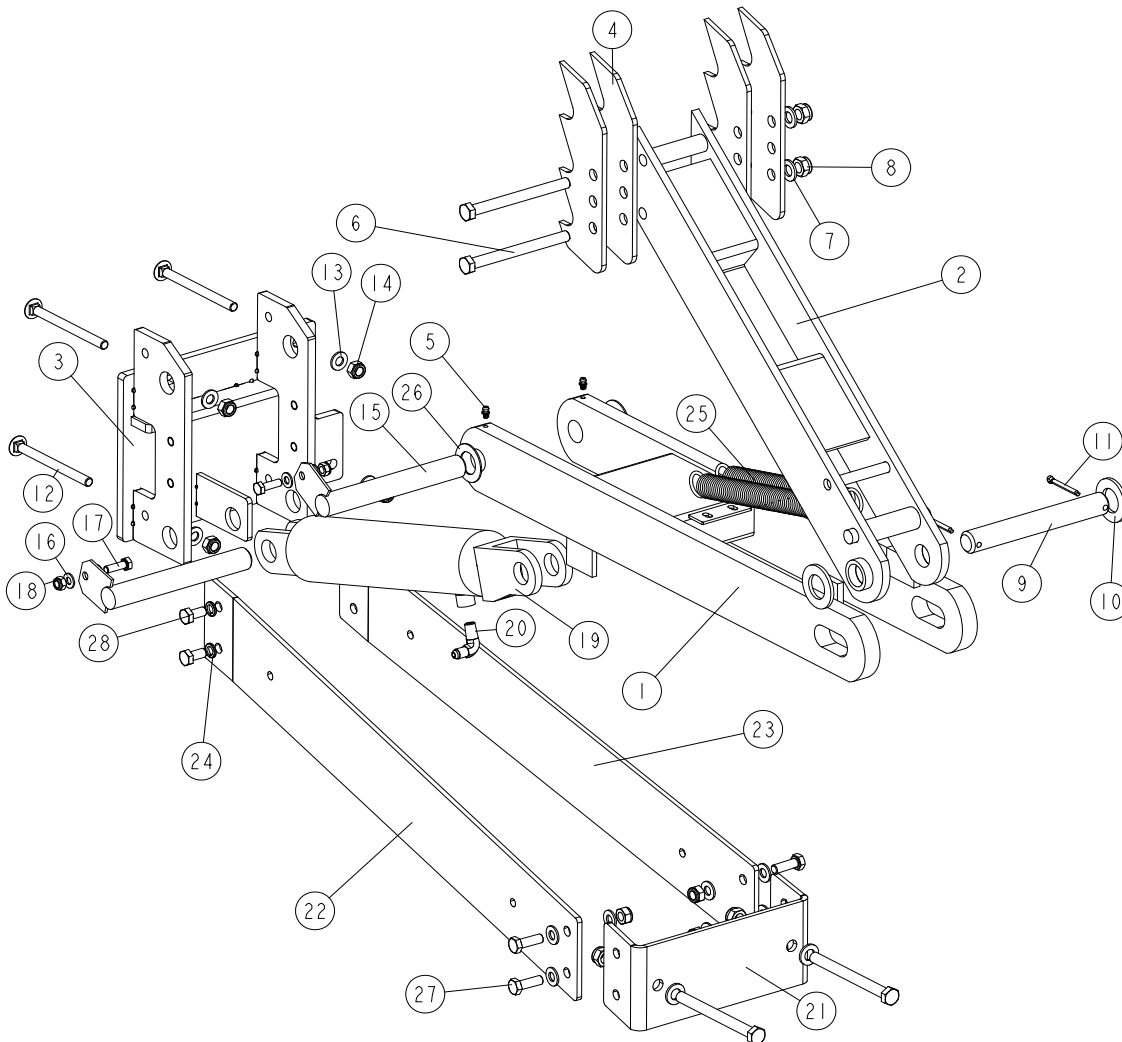
REF.	DESCRIPTION (◆ Indicates Parts Available In Assemblies Only)	PART #	QTY
	HYDRAULIC LOG TURNER, 9.5 M - COMPLETE	088073	1
	HYDRAULIC LOG TURNER, HYDRAULIC STANDARD PLUS	088073-HP	1
1	Bracket, Hydraulic Log Turner	088710-1	1
2	Bolt, M10x120 8.8 Carriage Zinc	F81003-33	4
3	Washer, 10,5 Flat Zinc	F81055-1	20
4	Nut, M10-8-B -Hex Nylon Zinc Lock	F81033-1	12
5	Bracket, Hydraulic Log Turner Front	091046-1	1
6	Bolt, M12x130-8.8-Hex Head Zinc	F81004-36	2
7	Washer, 13 Flat Zinc	F81056-1	6
8	Nut, M12-8 Hex Nylon Zinc Lock	F81034-2	4
9	Plate, Short Log Turner Left Brace	094364-1	1
10	Plate, Short Log Turner Right Brace	094365-1	1
11	Bolt, M10x30-5.8-Hex Head Full Thread Zinc	F81003-2	8
	Cylinder, Log Turner Hydraulic	015563 ¹	1

12	Cylinder, CJ-S305-16-63/28/203 Hydraulic	088679	1	
13	Fitting, 1/4NPTx1/4JIC Male Elbow	P09142	2	
14	Pin, Log Turner Mount Zinc	088667-1	2	
15	Bolt, M8X25-8.8-B-Hex Head Full Thread Zinc	F81002-5	2	
16	Arm, Hydraulic Log Turner Link	088060-1	1	
17	Grease, M6 typ A Fitting	086280	2	
18	Pin, 25 x 185	088664	1	
19	Washer, 25 Flat Zinc	F81061-3	2	
20	Pin, S-Zn 5x40 Cotter	F81043-31	2	
21	Arm Weldment, Hydraulic Log Turner	088067-1	1	
22	Spring, Hydraulic Log Turner Arm	015718	2	
23	Claw, Hydraulic Log Turner	088082-1	4	
24	Bolt, M12x130-8.8-Hex Head Zinc	F81004-36	2	
25	Washer, GTM-2644-015	093359	2	

¹ For 088073-HP Cylinder Assembly - 555239

9.26 Hydraulic Log Turner

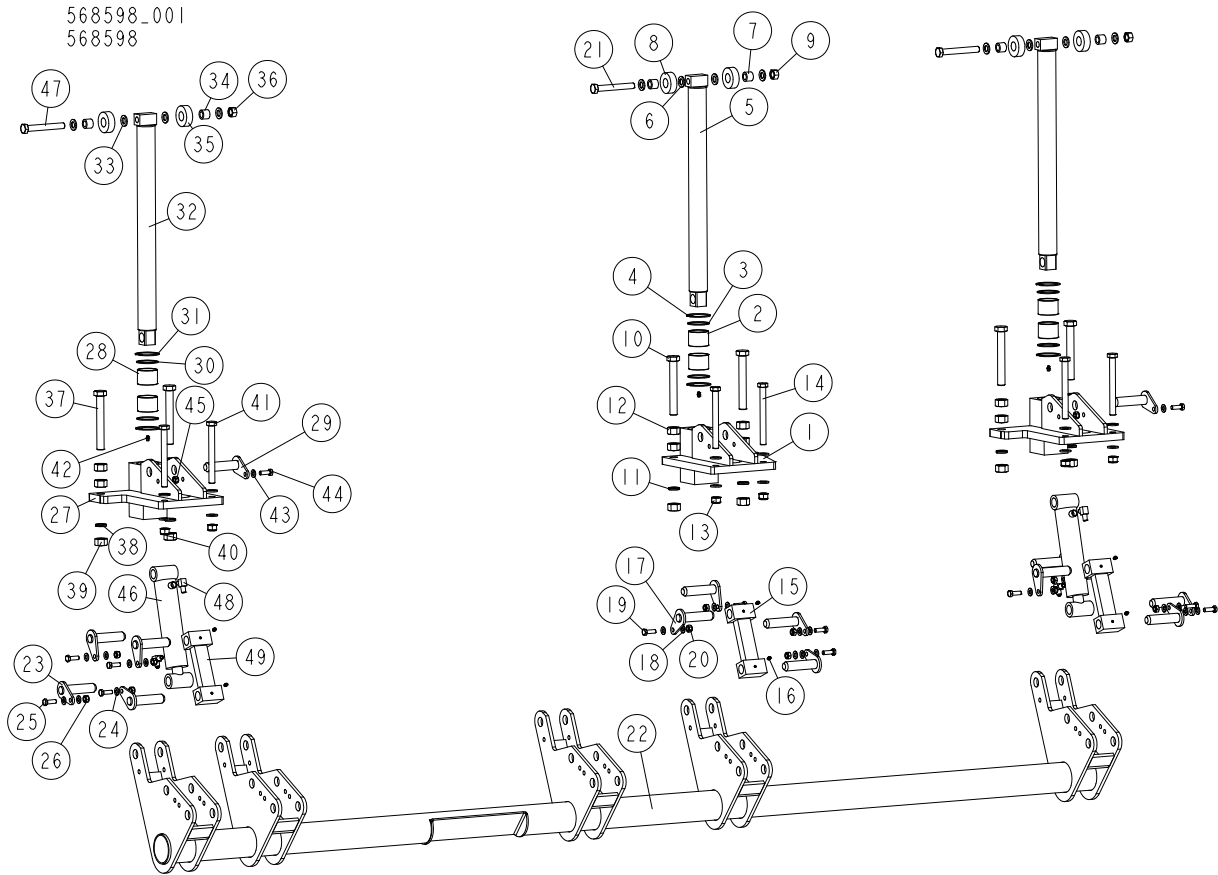
088711_001
088711_MANUAL



REF	DESCRIPTION (◆ indicates parts available in assemblies only)	PART #	QTY
-	HYDRAULIC LOG TURNER OPTION (S/M TYPE FRAME)	088711	1
1	ARM, HYDRAULIC LOG TURNER LINK	088060-1	1
2	ARM, HYDRAULIC LOG TURNER PAINTED	088067-1	1
3	BRACKET, HYDRAULIC LOG TURNER (S/M TYPE	528364-1	1
4	CLAW, HYDRAULIC LOG TURNER, PTD	088082-1	4
5	FITTING, 3/16X3/16 STRAIGHT GREASE	P04107	2
6	BOLT, M12X130-8.8-HEX HEAD ZINC	F81004-36	4
7	WASHER,13 FLAT ZINC	F81056-1	6
8	NUT, M12 8 HEX NYLON ZINC LOCK	F81034-2	4
9	PIN, 25 X 180	088664-1	1
10	WASHER, 28 FLAT ZINC	F81061-1	2

REF	DESCRIPTION (◆ indicates parts available in assemblies only)	PART #	QTY	
11	PIN, S-ZN 5X40 COTTER	F81043-31	2	
12	BOLT, M10X125 CARRIAGE	F81003-34	4	
13	WASHER, 10.5 FLAT ZINC	F81055-1	12	
14	NUT, M10-8-B HEX NYLON ZINC LOCK	F81033-1	8	
15	PIN, LOG TURNER MOUNT	088667-1	2	
16	WASHER, 8.4 FLAT ZINC	F81054-1	4	
17	BOLT, M8X25-8.8-B HEX HEAD FULL THREAD ZINC	F81002-5	2	
18	NUT, M8-8-B HEX NYLON ZINC LOCK	F81032-2	2	
-	CYLINDER ASSY, LOG TURNER SUPER	015563	1	
19	CYLINDER, CJ-S305-16-63/28/203 HYDRAULIC	088679	1	
20	FITTING, 1/4NPTX1/4JIC MALE ELBOW	P09142	2	
21	BRACKET, HYDRAULIC LOG TURNER FRONT	091046-1	1	
22	PLATE, HYDRAULIC LOG TURNER LEFT	091048-1	1	
23	PLATE, HYDRAULIC LOG TURNER RIGHT	091049-1	1	
24	WASHER, Z 10.2 SPLIT LOCK ZINC	F81055-2	4	
25	SPRING, 1 1/16X8X.135 DIA.	015718	2	
26	WASHER, GTM-2644-015	093359	2	
27	BOLT, DIN933-M10X30-8.8-A2E HEX HEAD	F81003-111	4	
28	BOLT, ISO 4017-M10X20-8.8-A2E HEX HEAD	F81003-53	4	

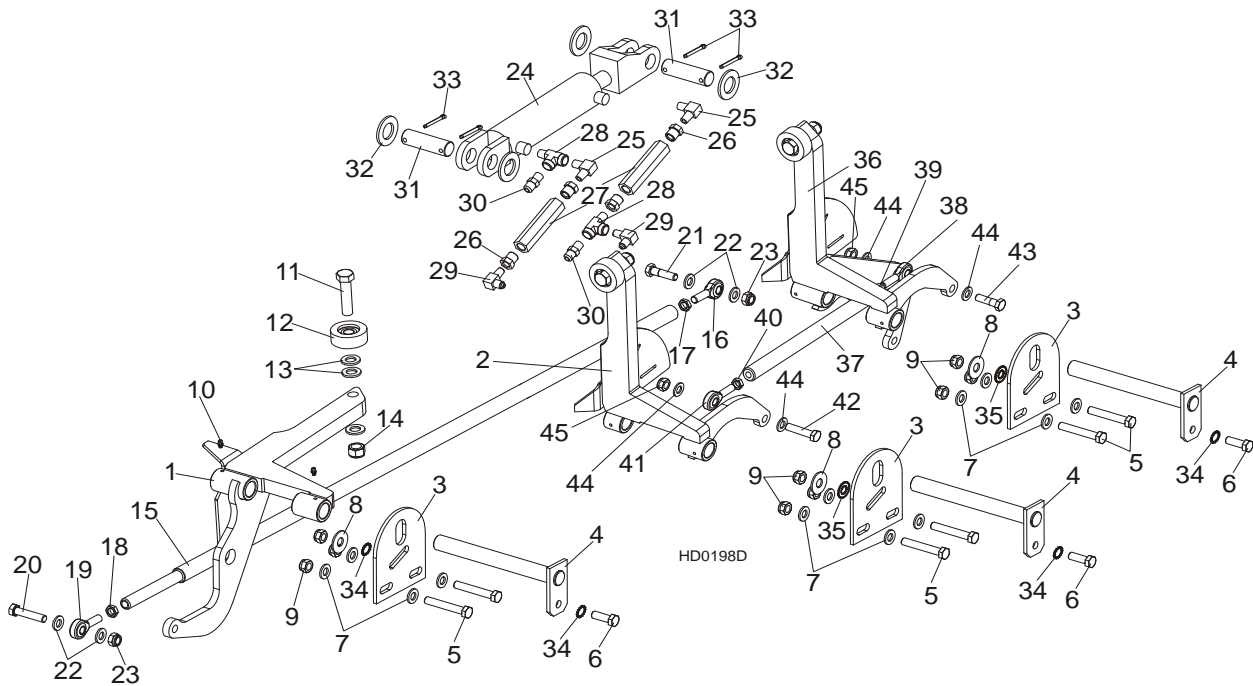
9.27 Vertical Log Side Support W/O Cylinder



REF	DESCRIPTION (u indicates parts available in assemblies only)	PART #	QTY
-	SUPPORT, VERTICAL LOG SIDE W/O CYLINDER	536172	1
1	MOUNT WELDMENT, LT70/300 VERTICAL SIDE S	508958-1	1
2	BUSHING, 5040BS NON-GREASABLE	088660	2
3	RING, LT70/300 VERTICAL SIDE SUPPORT ZIN	094004-1	2
4	RING, 62W INSIDE RETAINING	F81090-1	2
5	ROD WELDMENT, VERTICAL SIDE SUPPORT	508971-1	1
6	WASHER, 17 FLAT ZINC	F81058-1	8
7	BUSHING, LT70/300 VERICAL SIDE SUPPORT B	094012	2
8	ROLLER, LT70/300 VERTICAL SIDE SUPPORT Z	094013-1	2
9	NUT, M16-5.8 HEX ZINC	F81036-1	1
10	BOLT, ISO 4017 M20X150 8.8 ZINC-PLATED	F81007-3	2
11	WASHER, 20.5 SPLIT LOCK ZINC	F81059-1	2
12	NUT, M20-8 HEX ZINC	F81037-1	6
13	NUT, M16-8 HEX NYLON ZINC LOCK	F81036-2	2
14	BOLT, M16X160 -8.8 HEX HEAD ZINC	F81006-20	2
15	LINK WELDMENT, LT70/300 VERTICAL SIDE SU	094016-1	1
16	FITTING, M6 GREASE	086280	3
17	PIN WELDMENT, VERTICAL SIDE SUPPORT ZINC	091197-1	1
18	WASHER 10,5 ZC DIN 126 ISO 7091	F81055-1	2

REF	DESCRIPTION (u indicates parts available in assemblies only)	PART #	QTY	
19	BOLT, M10X30-5.8 HEX HEAD FULL THREAD ZI	F81003-2	1	
20	NUT M10 ZC 8 NYLOCK DIN 982 ISO 7040	F81033-1	1	
21	BOLT, ISO 24014 M16X120_8.8 A2E	F81006-25	1	
22	MOUNT WELDMENT, VERTICAL SIDE SUPPORT M-TYPE FRAME	568600-1	1	
23	PIN WELDMENT, VERTICAL SIDE SUPPORT ZINC	091197-1	9	
24	WASHER 10,5 ZC DIN 126 ISO 7091	F81055-1	18	
25	BOLT, DIN933-M10X30-8.8-A2E HEX HEAD	F81003-111	9	
26	NUT M10 ZC 8 NYLOCK DIN 982 ISO 7040	F81033-1	9	
-	VERTICAL SIDE SUPPORT FOR STATIONARY FRA	508960	2	
27	MOUNT WELDMENT, VERTICAL SUPPORT GUIDE -	508961-1	1	
28	BUSHING, 5040BS NON-GREASABLE	088660	2	
29	PIN WELDMENT, VERTICAL SIDE SUPPORT ZINC	091197-1	2	
30	RING, LT70/300 VERTICAL SIDE SUPPORT ZIN	094004-1	2	
31	RING, 62W INSIDE RETAINING	F81090-1	2	
32	ROD WELDMENT, VERTICAL SIDE SUPPORT	508971-1	1	
33	WASHER, 17 FLAT ZINC	F81058-1	8	
34	BUSHING, LT70/300 VERTICAL SIDE SUPPORT B	094012	2	
35	ROLLER, LT70/300 VERTICAL SIDE SUPPORT Z	094013-1	2	
36	NUT, M16-5.8 HEX ZINC	F81036-1	1	
37	BOLT, ISO 4017 M20X150 8.8 ZINC-PLATED	F81007-3	2	
38	WASHER, 20.5 SPLIT LOCK ZINC	F81059-1	2	
39	NUT, M20-8 HEX ZINC	F81037-1	6	
40	NUT, M16-8 HEX NYLON ZINC LOCK	F81036-2	2	
41	BOLT, M16X160 -8.8 HEX HEAD ZINC	F81006-20	2	
42	FITTING, M6 GREASE	086280	3	
43	WASHER 10,5 ZC DIN 126 ISO 7091	F81055-1	4	
44	BOLT, M10X30-5.8 HEX HEAD FULL THREAD ZI	F81003-2	2	
45	NUT M10 ZC 8 NYLOCK DIN 982 ISO 7040	F81033-1	2	
46	CYLINDER, 28/150 1/4 NPT PORT HYDRAULIC	094002	1	
47	BOLT, ISO 24014 M16X120_8.8 A2E	F81006-25	1	
48	FITTING, 3/8JIC-1/4NPT 90L	015491	2	
49	LINK WELDMENT, LT70/300 VERTICAL SIDE SU	094016-1	1	

9.28 Hydraulic Log Side Supports

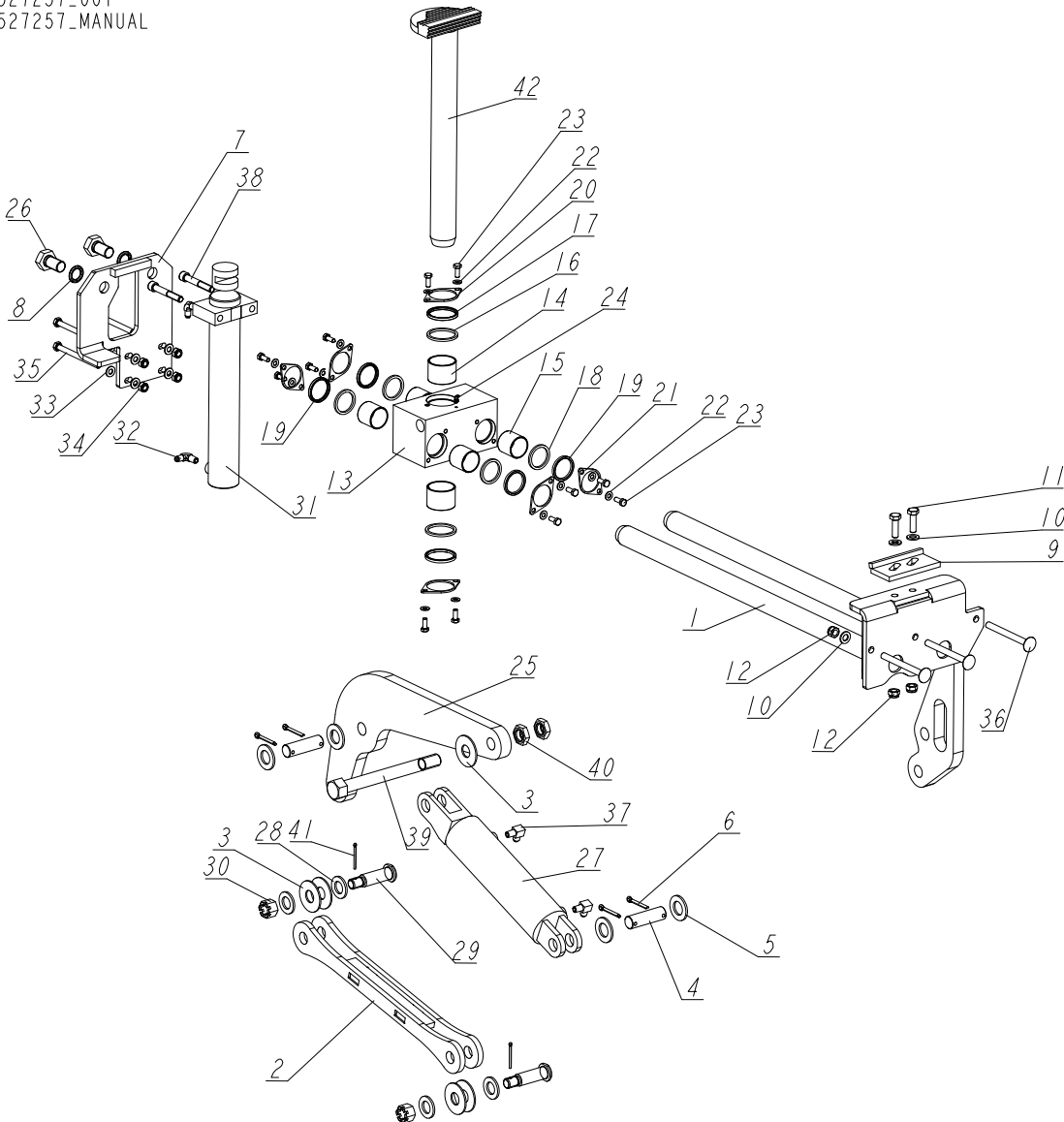


REF	DESCRIPTION (◆ indicates parts available in assemblies only)	PART #	QTY
	SUPPORT KIT, S/M FRAME LOG SIDE	507644	1
1	SUPPORT, HYDRAULIC LOG SIDE W/GUARD	099788-1	1
2	SUPPORT, LOG SIDE W/GUARD	507646-1	1
3	PLATE, LOG SIDE SUPPORT END	091591-1	3
4	PIN, LOG SIDE SUPPORT ZINC-PLATED	091549-1	3
5	BOLT, M12X75-8.8 HEX HEAD ZINC	F81004-21	6
6	BOLT, M12X35 8.8 HEX HEAD FULL THREAD ZI	F81004-24	3
7	WASHER,13 FLAT ZINC	F81056-1	12
8	WASHER, 15 SPECIAL FLAT ZINC	F81057-3	3
9	NUT, M12 8 HEX NYLON ZINC LOCK	F81034-2	9
10	FITTING, 3/16X3/16 STRAIGHT GREASE	P04107	6
11	BOLT, M16X65-8.8-B HEX HEAD FULL THREAD	F81006-1	3
12	ROLLER, SIDE SUPPORT	015014-1	3
13	WASHER, 17 FLAT ZINC	F81058-1	9
14	NUT, M16-8 HEX NYLON ZINC LOCK	F81036-2	3
	ROD, SIDE SUPPORT LINK COMPLETE (L=1480)	091640	1
15	ROD, SIDE SUPPORT LINK ZINC-PLATED (L-14	089374-1	1
16	END, SAL12 ROD LEFT THREAD	087036	1
17	NUT, M12-04-A THIN ZINC	F81034-6	1
18	NUT, M12-04-A LEFT HEX THIN	F81034-7	1
19	ROD END (RIGHT THREAD)	087035	1
20	BOLT, M12X55-8.8 HEX HEAD ZINC	F81004-12	1
21	BOLT, M12X45 8.8 HEX HEAD ZINC	F81004-32	2
22	WASHER,13 FLAT ZINC	F81056-1	4
23	NUT, M12 8 HEX NYLON ZINC LOCK	F81034-2	2

	CYLINDER ASSEMBLY, 2X6 SIDE SUPPORT SUPE	015561	1	
24	CYLINDER, CJ-S270-16-50/28/152 HYDRAULIC	088678	1	
	SEAL KIT, 2X6 HYDRAULIC SEAL	P12954	1	
25	FITTING, 1/4NPT MALE PIPE ELBOW	P09140	2	
26	FITTING, 3/8" NPT X 1/4" NPT REDUCER	015490	4	
27	VALVE, SIDE SUPPORT SEQUENCE	015484	2	
28	FITTING, 1/4NPT MALE RUN TEE	015486	2	
29	FITTING, 3/8JIC-1/4NPT 90L	015491	2	
30	FITTING, 3/8JIC-1/4NPT STRAIGHT	015560	2	
31	PIN, HYDRAULIC CYLINDER ZINC-PLATED	086979-1	2	
32	WASHER, 28	F81061-1	4	
33	PIN, S-ZN 5X40 COTTER	F81043-31	4	
34	WASHER, BN781 M12/13 EXTERNALLY SERRATED	F81056-16	4	
35	WASHER, BN783 M12/12.3/30.3 SERRATED	F81056-17	2	
36	SUPPORT, LOG SIDE W/GUARD 2	507645-1	1	
	PUSHER, SIDE SUPPORT - SHORT (L-380)	507647	1	
37	PUSHER, SIDE SUPPORT (L-320)	505439-1	1	
38	END, SAL12 ROD LEFT THREAD	087036	1	
39	NUT, M12-04-A THIN ZINC	F81034-6	1	
40	NUT, M12-04-A LEFT HEX THIN	F81034-7	1	
41	ROD END (RIGHT THREAD)	087035	1	
42	BOLT, M12X55-8.8 HEX HEAD ZINC	F81004-12	1	
43	BOLT, M12X45 8.8 HEX HEAD ZINC	F81004-32	1	
44	WASHER, 13 FLAT ZINC	F81056-1	4	
45	NUT, M12 8 HEX NYLON ZINC LOCK	F81034-2	2	

9.29 Main Hydraulic Log Clamp (2 Rods)

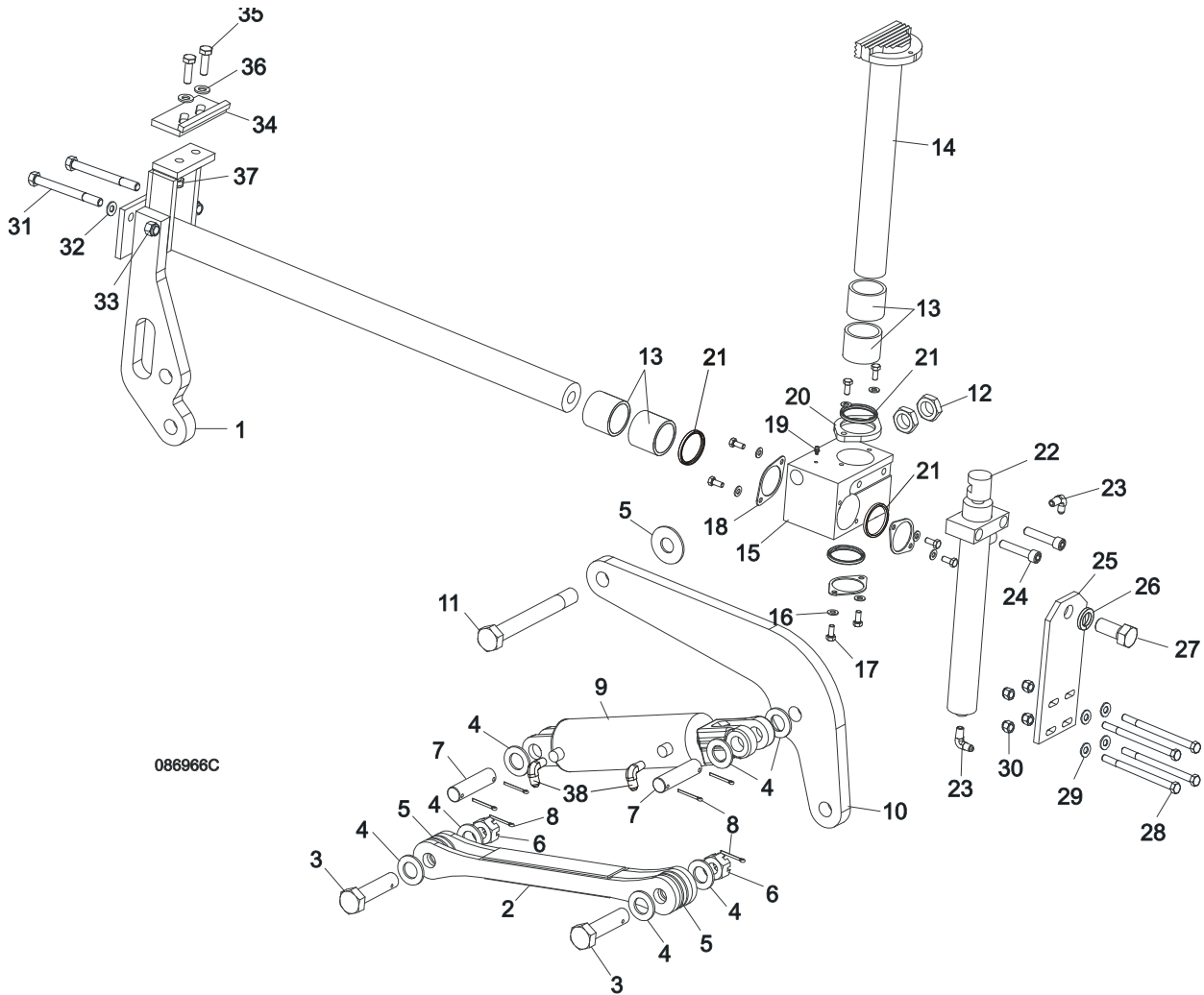
527257_001
527257_MANUAL



REF	DESCRIPTION (◆ indicates parts available in assemblies only)	PART #	QTY
-	CLAMP, MAIN HYDRAULIC - 2 RODS	527257	1
1	ROD WELDMENT, MAIN HYDRAULIC CLAMP	525107-1	1
2	ARM WELDMENT, HYDRAULIC CLAMP LINK PTD	086963-1	1
3	WASHER, 25 X 63 ZINC-PLATED	088585-1	5
4	PIN, HYDRAULIC CYLINDER ZINC-PLATED	086979-1	2
5	WASHER, 28 FLAT ZINC	F81061-1	4
6	PIN, S-ZN-6.3X45 COTTER	F81045-2	4
7	PLATE, MOUNT (LOG CLAMP W/2 RODS)	527258-1	1
8	WASHER, Z 22.5 SPLIT LOCK ZINC	F81059-4	2
9	STOP WLDMT, HYDRAULIC LOG CLAMP PAINTED	086980-1	1
10	WASHER, 13 FLAT ZINC	F81056-1	5
11	BOLT, M12X40 8.8 HEX HEAD FULL THR.ZINC	F81004-4	2
12	NUT, M12 8 HEX NYLON ZINC LOCK	F81034-2	5

REF	DESCRIPTION (◆ indicates parts available in assemblies only)	PART #	QTY	
-	BLOCK, STEEL W/BUSHINGS - COMPLETE	521951	1	
-	BLOCK, STEEL W/BUSHINGS	521950-1	1	
13	BLOCK, STEEL	521937	1	
14	BUSHING, 5040BS NON-GREASABLE	088660	2	
15	BUSHING, 4040BS SELF-LUBRICATING	525077	4	
16	SPACER, HYDRAULIC LOG CLAMP	089324	2	
17	WIPER, ZZ 50X60X7 INCO LOG CLAMP ROD	088587	2	
18	WASHER, WIPER - WIDE	525080	4	
19	WIPER, ZZ-40X50X5/7	525079	4	
20	FLANGE, CLAMP ROD WIPER PAINTED	088887-1	2	
21	FLANGE, WIPER	525081-1	4	
22	WASHER, 8.4 FLAT ZINC	F81054-1	12	
23	BOLT, M8X20-8.8-B HEX HEAD FULL THREAD Z	F81002-4	12	
24	FITTING, 3/16X3/16 STRAIGHT GREASE	P04107	1	
25	ARM, HYDRAULIC LOG CLAMP LINK PAINTED	086974-1	1	
26	BOLT, M22X1,5X40-8.8-B HEX HEAD FULL ZINC	F81009-1	2	
27	CYLINDER, CJ-596-16-70/32/78 HYDRAULIC	088589	1	
28	WASHER, 25 FLAT ZINC	F81061-3	4	
29	PIN, B 24X95/85 CLEVIS ZINC	F81049-2	2	
30	NUT, Z M20-8-B SLOTTED CASTLE ZINC	F81037-3	2	
31	CYLINDER, CJ-S582-16-50/35/300	711617	1	
32	FITTING, 1/4NPTX1/4JIC MALE ELBOW	P09142	2	
33	WASHER, 10.5 FLAT ZINC	F81055-1	8	
34	NUT, M10-8-B HEX NYLON ZINC LOCK	F81033-1	4	
35	BOLT, M10 X 125-8.8 HEX HEAD ZINC	F81003-18	4	
36	BOLT, M12X130-8.8 CARRIAGE HEAD ZINC	F81004-26	3	
37	FITTING, 3/8JIC-1/4NPT 90L	015491	2	
38	SCREW, M12X80-8.8 HEX SOCKET HEAD CAP ZINC	F81004-20	2	
39	BOLT M24X240-8.8-B HEX HEAD ZINC	F81009-17	1	
40	NUT, M24-04-B HEX THIN ZINC	F81039-3	2	
41	PIN, 4X30 COTTER ZINC-PLATED	F81043-22	2	
42	ROD ASSEMBLY, VERTICAL	710735-1	1	

9.30 Hydraulic Log Clamp - Main

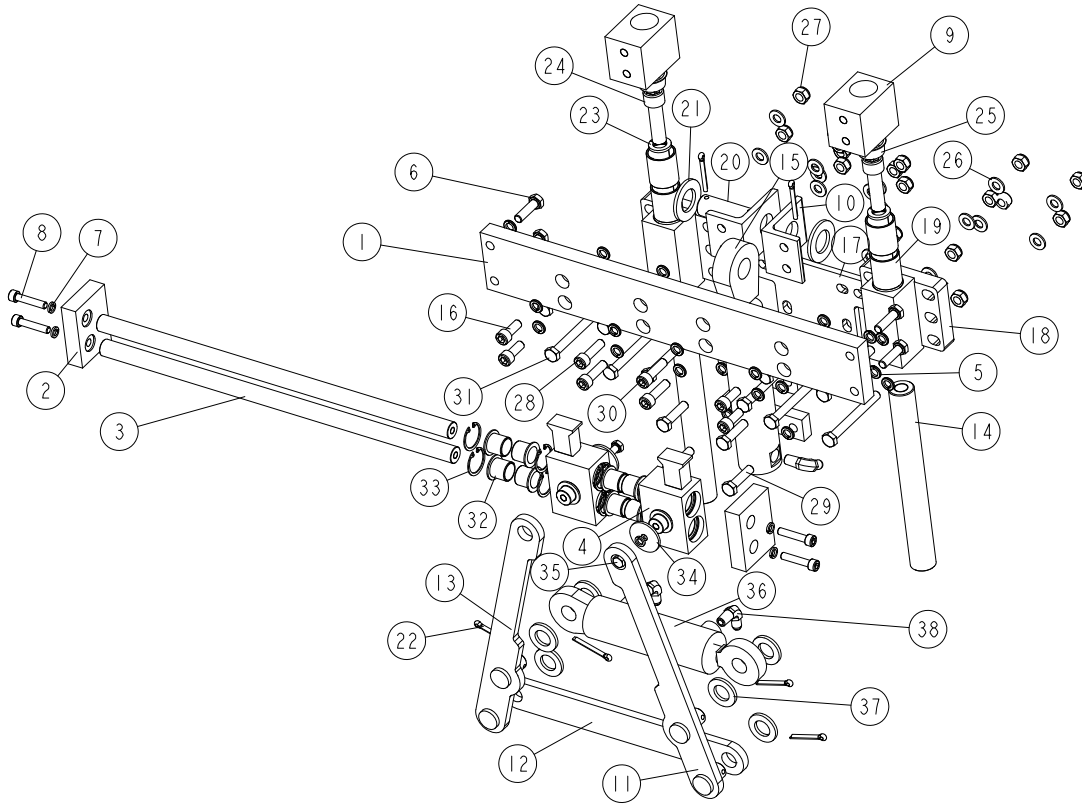


REF	DESCRIPTION (◆ indicates parts available in assemblies only)	PART #	QTY
	HYDRAULIC LOG CLAMP ASSEMBLY	088658	1
1	ROD WELDMENT, LOG CLAMP SLIDE	086967-1	1
2	ARM WELDMENT, HYDRAULIC CLAMP LINK PTD	086963-1	1
3	PIN, B 24X95/85 CLEVIS ZINC	F81049-2	1
4	WASHER, 25 FLAT ZINC	F81061-3	8
5	WASHER, 25 X 63 ZINC-PLATED	088585-1	5
6	NUT, Z M20-8-B SLOTTED CASTLE ZINC	F81037-3	2
7	PIN, HYDRAULIC CYLINDER ZINC-PLATED	086979-1	2
8	PIN, S-ZN-6.3X45 COTTER	F81045-2	6
9	CYLINDER, CJ-596-16-70/32/78 HYDRAULIC	088589	1
10	ARM, HYDRAULIC LOG CLAMP LINK	086974-1	1
11	BOLT, M24X217/39-8.8-B HEX HEAD ZINC	088586-1	1
12	NUT, M24-04-B HEX THIN ZINC	F81039-3	2

13	BUSHING, 5040BS NON-GREASABLE	088660	2	
14	ROD WELDMENT, LOG CLAMP VERTICAL PAINTED	088582-1	1	
15	BLOCK, LOG CLAMP PAINTED STEEL	088591-1	1	
16	WASHER, 8.4 FLAT ZINC	F81054-1	8	
17	BOLT, M8X20-8.8-B HEX HEAD FULL THREAD ZINC	F81002-4	8	
18	FLANGE, CLAMP ROD WIPER PAINTED	088887-1	3	
19	FITTING, 3/16X3/16 STRAIGHT GREASE	P04107	1	
20	FLANGE, CLAMP ROD WIPER PAINTED	088887-1	1	
21	WIPER, ZZ 50X60X7 INCO LOG CLAMP ROD	088587	1	
22	CYLINDER, CJ-S169-16-40/22/254 HYDRAULIC	088590	1	
23	FITTING, 1/4NPTX1/4JIC MALE ELBOW	P09142	2	
24	SCREW, M12X55-8.8-B HEX SOCKET HEAD CAP	F81004-23	2	
25	PLATE, LOG CLAMP MOUNT PAINTED	086975-1	1	
26	WASHER, Z 22.5 SPLIT LOCK ZINC	F81059-4	1	
27	BOLT,M22X1,5X40-8.8-B HEX HEAD FULL ZINC	F81009-1	1	
28	BOLT, M10 X 125-8.8 HEX HEAD ZINC	F81003-18	4	
29	WASHER, 10.5 FLAT ZINC	F81055-1	8	
30	NUT, M10-8-B HEX NYLON ZINC LOCK	F81033-1	4	
31	BOLT, M12X130-8.8-HEX HEAD ZINC	F81004-36	2	
32	WASHER,13 FLAT ZINC	F81056-1	2	
33	NUT, M12-8 HEX ZINC	F81034-1	2	
	STOP KIT, CLAMP	K09485	1	
34	STOP WLDMT, HYDRAULIC LOG CLAMP PAINTED	086980-1	1	
35	BOLT, M12X40 8.8 HEX HEAD FULL THR.ZINC	F81004-4	2	
36	WASHER,13 FLAT ZINC	F81056-1	2	
37	NUT, M12 8 HEX NYLON ZINC LOCK	F81034-2	4	
38	FITTING, 3/8JIC-1/4NPT 90L	015491	2	

9.31 Hydraulic Pull-Down Clamp

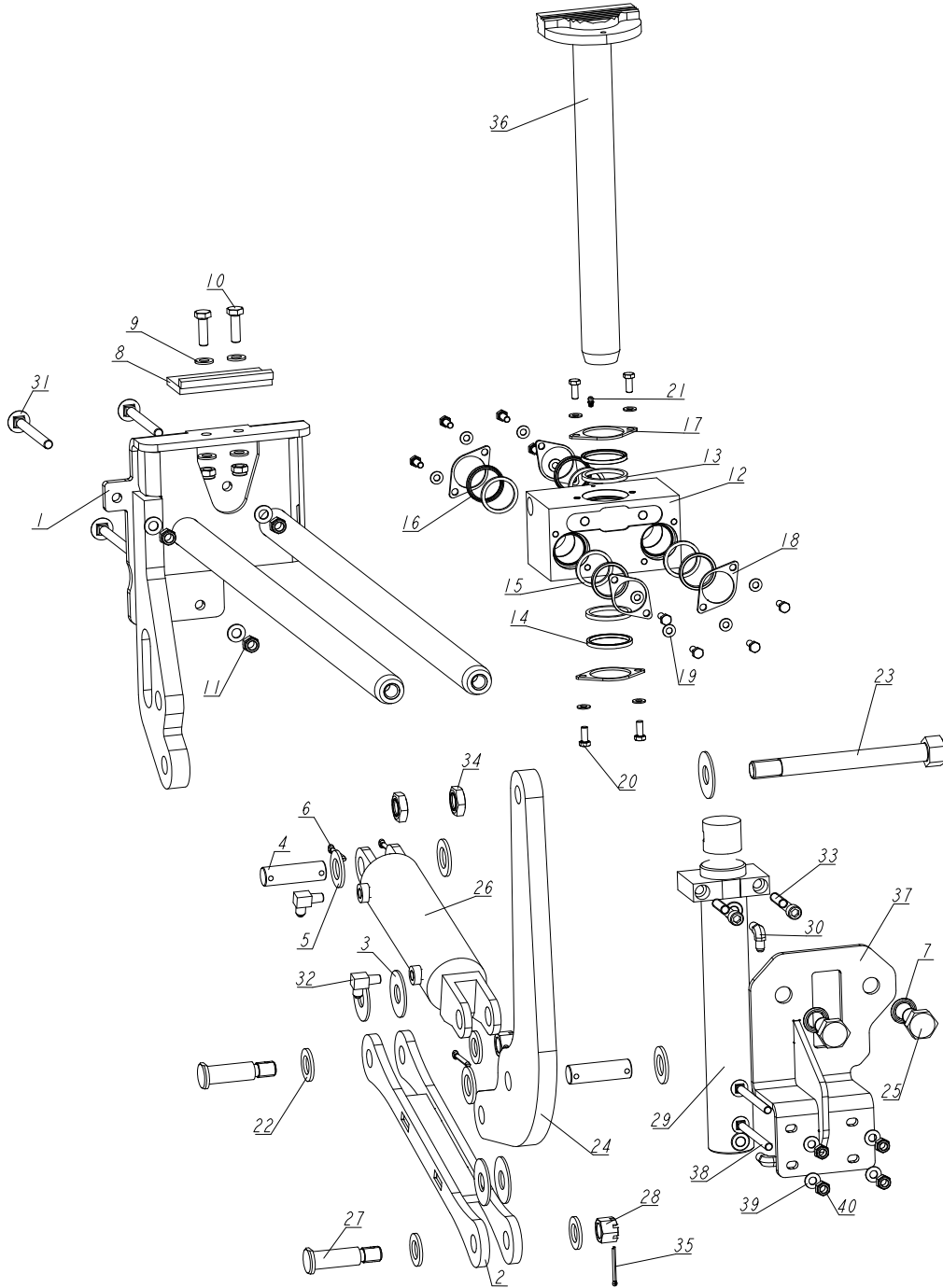
094129_001
094129_MANUAL



REF	DESCRIPTION (◆ indicates parts available in assemblies only)	PART #	QTY
-	CLAMP ASSEMBLY, HYDRAULIC LOG CLAMP □ CO	094129	1
1	BEAM, LOG CLAMP MAIN ZINC-PLATED	094115-1	1
2	PLATE, LOCKING ZINC-PLATED	094117-1	2
3	ROD, LOG CLAMP JAW GUIDE	094116	2
4	JAW WELDMENT, LOG CLAMP ZINC-PLATED	094120-1	2
5	WASHER, Z 10.2 SPLIT LOCK ZINC	F81055-2	26
6	BOLT, M10X35-8.8 HEX HEAD FULL THREAD ZINC	F81003-17	4
7	WASHER, 8.2 SPLIT LOCK ZINC	F81054-4	6
8	SCREW, M8X40-8.8 HEX SOCKET HEAD CAP ZINC	F81002-29	4
9	BLOCK, LOG CLAMP UP/DOWN	094124-1	2
10	ANGLE, LOG CLAMP BRACKET	094127-1	2
11	LINK, LOG CLAMP IN/OUT SIDE ZINC-PLATED	094099-1	1
12	ARM, LOG CLAMP IN/OUT ZINC-PLATED	094092-1	1
13	LINK, LOG CLAMP IN/OUT SIDE ZINC-PLATED	094097-1	1
14	PIN, LOG CLAMP UP/DOWN	088631	2
15	CYLINDER, CJ7F-16/40/22 + UE2-40W HYDRAULIC	091346	1

REF	DESCRIPTION (◆ indicates parts available in assemblies only)	PART #	QTY	
16	SCREW, M10X25 8.8 HEX SOCKET HEAD CAP ZI	F81003-32	4	
17	PLATE WELDMENT, HYDRAULIC CYLINDER MOUNTING	094094-1	1	
-	GUIDE BLOCK W/SELF-LUBRICATING BUSHINGS	090544	2	
18	BLOCK WELDMENT, LOG CLAMP GUIDE PTD	090543-1	1	
19	BUSHING, 3040BS SELF-LUBRICATING	088676	2	
20	PIN, 25X75 ZINC-PLATED	088659-1	1	
21	WASHER, 28 FLAT ZINC	F81061-1	2	
22	PIN, S-ZN 5X40 COTTER	F81043-31	6	
23	WASHER, 16.3 SPLIT LOCK ZINC	F81058-2	2	
24	SCREW, M16x55-8.8 HEX SOCKET HEAD CAP ZINC	F81006-18	2	
25	PLUG, M33 THREAD #12428	089839	2	
26	WASHER, 10.5 FLAT ZINC	F81055-1	18	
27	NUT, M10-8-B HEX NYLON ZINC LOCK	F81033-1	18	
28	SCREW, M10x35 8.8 HEX SOCKET HEAD CAP ZINC	F81003-56	4	
29	BOLT, M10X40-8.8 HEX HEAD FULL THREAD ZI	F81003-16	4	
30	BOLT, M10X75-8.8 HEX HEAD ZINC	F81003-15	2	
31	BOLT, M10x95-8.8-B HEX HEAD ZINC	F81003-71	8	
32	BUSHING, JFM-2023-21 FLANGED	094113	8	
33	RING, W31 INSIDE RETAINING	F81090-53	8	
34	WASHER, ZINC-PLATED SPACER	094128-1	2	
35	BOLT, M8X12-8.8 HEX HEAD FULL THREAD ZINC	F81002-6	2	
36	CYLINDER, SJ2F-16-40/22/80 HYDRAULIC	093880	1	
37	WASHER, 21 FLAT ZINC	F81059-2	6	
38	FITTING, 1/4NPTX1/4JIC MALE ELBOW	P09142	4	

9.32 Main Log Clamp (540970)

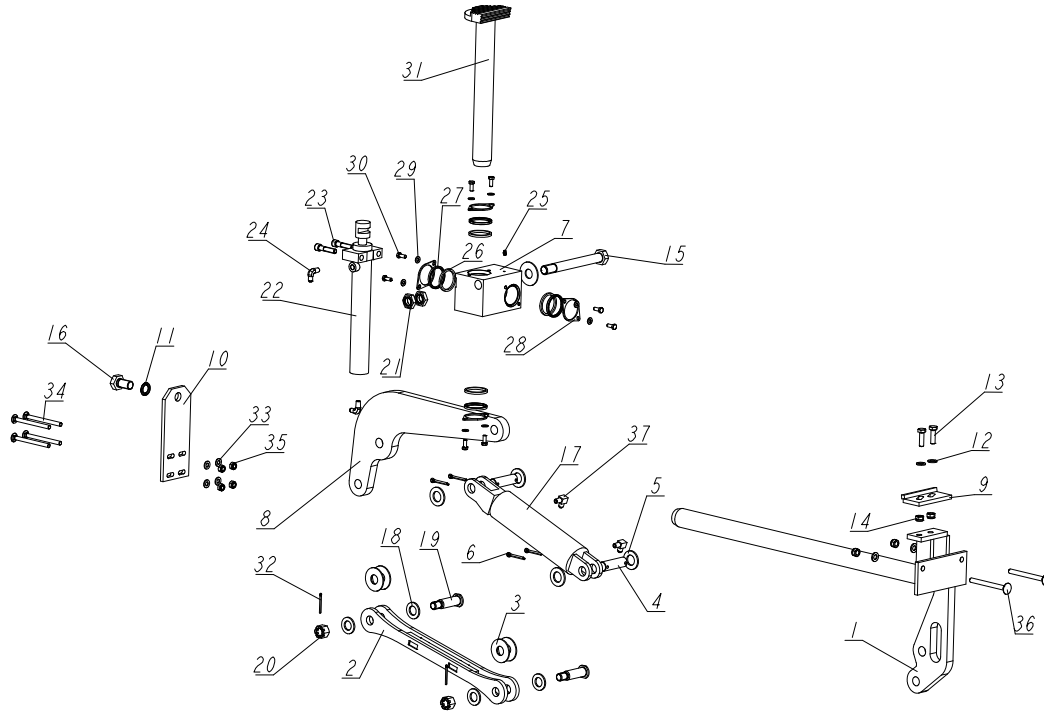


REF	DESCRIPTION (◆ indicates parts available in assemblies only)	PART #	QTY
-	MAIN LOG CLAMP	540970	1
1	ROD ASSEMBLY, MAIN LOG CLAMP	540969-1	1
2	ARM WELDMENT, HYDRAULIC CLAMP LINK PTD	086963-1	1
3	WASHER, 25 X 63 ZINC-PLATED	088585-1	5
4	PIN, HYDRAULIC CYLINDER ZINC-PLATED	086979-1	2
5	WASHER, 28 FLAT ZINC	F81061-1	4
6	PIN, S-ZN-6.3X45 COTTER	F81045-2	4

REF	DESCRIPTION (◆ indicates parts available in assemblies only)	PART #	QTY	
7	WASHER, Z 22.5 SPLIT LOCK ZINC	F81059-4	2	
8	STOP WLDMT, HYDRAULIC LOG CLAMP PAINTED	086980-1	1	
9	WASHER,13 FLAT ZINC	F81056-1	7	
10	BOLT, M12X40 8.8 HEX HEAD FULL THR.ZINC	F81004-4	2	
11	NUT, M12 8 HEX NYLON ZINC LOCK	F81034-2	5	
-	BLOCK, STEEL W/BUSHINGS - COMPLETE	521951	1	
12	BLOCK, STEEL W/BUSHINGS	521950-1	1	
13	SPACER, HYDRAULIC LOG CLAMP	089324	2	
14	WIPER, ZZ 50X60X7 INCO LOG CLAMP ROD	088587	2	
15	WASHER, WIPER - WIDE	525080	4	
16	WIPER, ZZ-40X50X5/7	525079	4	
17	FLANGE, CLAMP ROD WIPER PAINTED	088887-1	2	
18	FLANGE, WIPER	525081-1	4	
19	WASHER, 8.4 FLAT ZINC	F81054-1	12	
20	BOLT, M8X20-8.8-B HEX HEAD FULL THREAD ZINC	F81002-4	12	
21	FITTING, 3/16X3/16 STRAIGHT GREASE	P04107	1	
22	WASHER, 25 FLAT ZINC	F81061-3	4	
23	BOLT M24X240-8.8-B HEX HEAD ZINC	F81009-17	1	
24	ARM, LOG CLAMP	547699-1	1	
25	BOLT,M22X1,5X40-8.8-B HEX HEAD FULL ZINC	F81009-1	2	
26	CYLINDER, CJ-596-16-70/32/78 HYDRAULIC	088589	1	
27	PIN, B 24X95/85 CLEVIS ZINC	F81049-2	2	
28	NUT, Z M20-8-B SLOTTED CASTLE ZINC	F81037-3	2	
29	CYLINDER, CJ-S582-16-50/35/300	711617	1	
30	FITTING, 1/4NPTX1/4JIC MALE ELBOW	P09142	2	
31	BOLT, M12X130-8.8 CARRIAGE HEAD ZINC	F81004-26	3	
32	FITTING, 3/8JIC-1/4NPT 90L	015491	2	
33	SCREW, M12X80-8.8 HEX SOCKET HEAD CAP ZINC	F81004-20	2	
34	NUT, M24-04-B HEX THIN ZINC	F81039-3	2	
35	PIN, 4X30 COTTER ZINC-PLATED	F81043-22	2	
36	ROD ASSEMBLY, VERTICAL	710735-1	1	
37	BRACKET, COMPLETE	547682-1	1	
38	BOLT, M10X125 CARRIAGE	F81003-34	4	
39	WASHER, 10.5 FLAT ZINC	F81055-1	4	
40	NUT, M10-8-B HEX NYLON ZINC LOCK	F81033-1	4	

9.33 Two-Plane Log Clamp - M-type Frame +100 (544213)

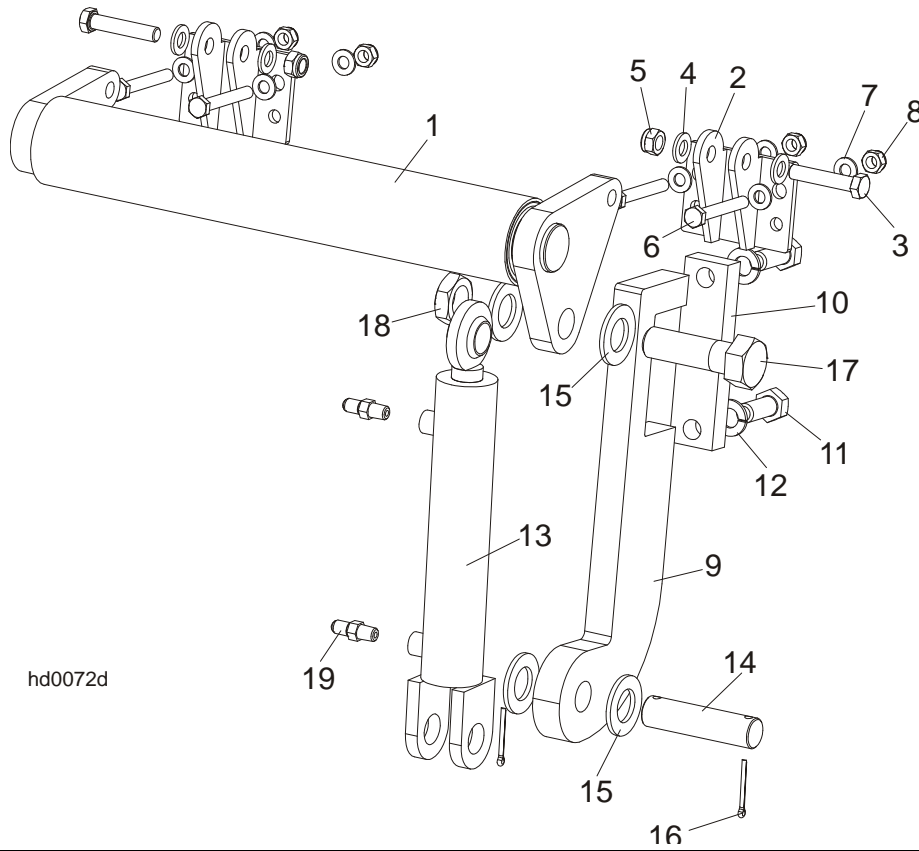
544213_001
544213_MANUAL



REF	DESCRIPTION (◆ indicates parts available in assemblies only)	PART #	QTY
-	TWO-PLANE LOG CLAMP (M-TYPE FRAME +100)	544213	1
1	ROD ASSEMBLY, TWO-PLANE LOG CLAMP	544212-1	1
2	ARM WELDMENT, HYDRAULIC CLAMP LINK PTD	086963-1	1
3	WASHER, 25 X 63	088585	5
4	PIN, HYDRAULIC CYLINDER ZINC-PLATED	086979-1	2
5	WASHER, 28 FLAT ZINC	F81061-1	4
6	PIN, S-ZN-6.3X45 COTTER	F81045-2	4
7	BLOCK, LOG CLAMP PAINTED STEEL	088591-1	1
8	ARM, LX450 HYDRAULIC CLAMP LINK	518923-1	1
9	STOP WLDMT, HYDRAULIC LOG CLAMP PAINTED	086980-1	1
10	MOUNTING PLATE, PAINTED	551125-1	1
11	WASHER, Z 22.5 SPLIT LOCK ZINC	F81059-4	1
12	WASHER, 13 FLAT ZINC	F81056-1	4
13	BOLT, M12X40 8.8 HEX HEAD FULL THR.ZINC	F81004-4	2
14	NUT, M12 8 HEX NYLON ZINC LOCK	F81034-2	4
15	BOLT, M24X217/39-8.8-B HEX HEAD ZINC	088586-1	1
16	BOLT, M22X1,5X40-8.8-B HEX HEAD FULL ZINC	F81009-1	1
17	CYLINDER, CJ-596-16-70/32/78 HYDRAULIC	088589	1
18	WASHER, 25 FLAT ZINC	F81061-3	4
19	PIN, B 24X95/85 CLEVIS ZINC	F81049-2	2
20	NUT, Z M20-8-B SLOTTED CASTLE ZINC	F81037-3	2
21	NUT, M24-04-B HEX THIN ZINC	F81039-3	2
22	CYLINDER, CJ-S169-16-40/22/254 HYDRAULIC	088590	1

REF	DESCRIPTION (◆ indicates parts available in assemblies only)	PART #	QTY	
23	SCREW, M12X55-8.8-B HEX SOCKET HEAD CAP	F81004-23	2	
24	FITTING, 1/4NPTX1/4JIC MALE ELBOW	P09142	2	
25	FITTING, 3/16X3/16 STRAIGHT GREASE	P04107	1	
26	SPACER, HYDRAULIC LOG CLAMP	089324	4	
27	WIPER, ZZ 50X60X7 INCO LOG CLAMP ROD	088587	4	
28	FLANGE, CLAMP ROD WIPER PAINTED	088887-1	4	
29	WASHER, 8.4 FLAT ZINC	F81054-1	8	
30	BOLT, M8X20-8.8-B HEX HEAD FULL THREAD ZINC	F81002-4	8	
31	ROD WELDMNT, LOG CLAMP VERTICAL PAINTED	088582-1	1	
32	PIN, S-ZN 4 X 45 COTTER	F81043-21	2	
33	WASHER, 10.5 FLAT ZINC	F81055-1	4	
34	BOLT, M10X125 CARRIAGE	F81003-34	4	
35	NUT, M10-8-B HEX NYLON ZINC LOCK	F81033-1	4	
36	BOLT, M12X130-8.8 CARRIAGE HEAD ZINC	F81004-26	2	
37	FITTING, 3/8JIC-1/4NPT 90L	015491	2	

9.34 Hydraulic Toe Board



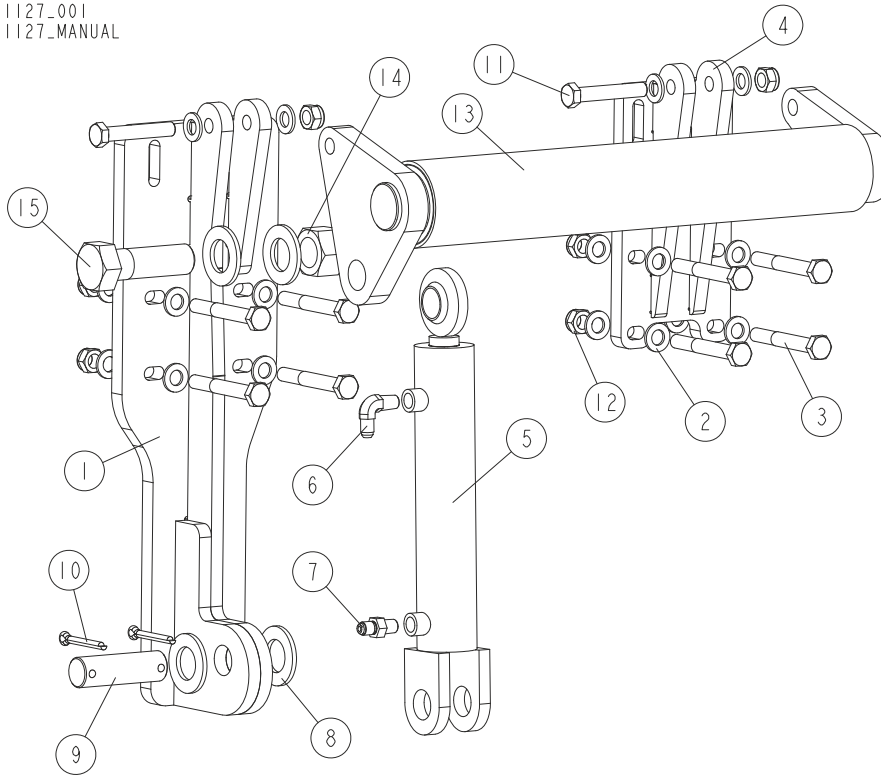
hd0072d

REF	DESCRIPTION (◆ indicates parts available in assemblies only)	PART #	QTY
	FRONT HYDRAULIC TOE BOARD	092613	1
	HYDRAULIC TOE BOARD - REAR	092634	1
1	TOE BOARD WELDMENT, FRONT HYDRAULIC	092612-1	1
	ROLLER WELDMENT, HYDRAULIC TOE BOARD	086253-1	1
2	BRACKET, TOE BOARD ROLLER MOUNT	087903-1	2
3	BOLT, M12X60-8.8 HEX HEAD ZINC	F81004-5	4
4	WASHER, 13 FLAT ZINC	F81056-1	8
5	NUT, M12 8 HEX NYLON ZINC LOCK	F81034-2	4
6	BOLT, M10X75-8.8 HEX HEAD ZINC	F81003-15	8
7	WASHER, 10.5 FLAT ZINC	F81055-1	16
8	NUT, M10-8-B HEX NYLON ZINC LOCK	F81033-1	8
9	PLATE, TOE BOARD CYLINDER MOUNT	087729-1	2
10	PLATE, HYDRAULIC TOE BOARD MOUNT	090086-1	2
11	BOLT, M16X40-8.8 HEX HEAD FULL THREAD ZINC	F81006-13	4
12	WASHER, 16.3 SPLIT LOCK ZINC	F81058-2	4
13	CYLINDER, CJ-S170-16-40/25/152 HYDRAULIC	088681	2
14	PIN, HYDRAULIC CYLINDER ZINC-PLATED	086979-1	2
15	WASHER, 28	F81061-1	8
16	PIN, 3/16X1.5 COTTER ZINC	F05012-23	4
17	BOLT, 1-8X3 1/4 HEX HEAD GRADE 5	F05009-51	2
18	NUT, 1-14 HEX JAM UNPLATED	F05010-117	2

19	FITTING, 1/4NPTX1/4JIC MALE	P09143	4	
----	-----------------------------	--------	---	--

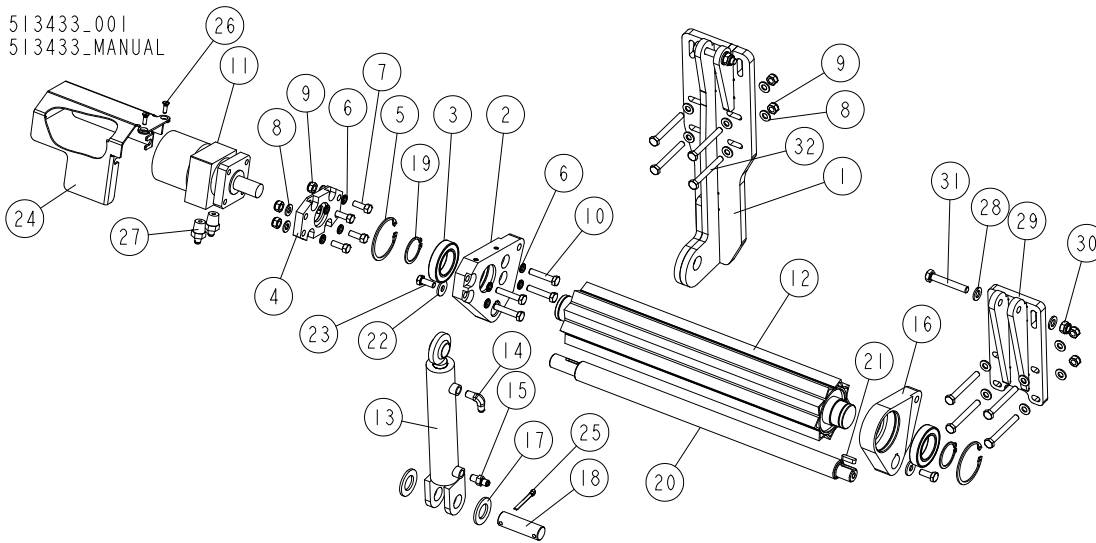
9.35 Hydraulic Toe Board, Bottom Bed Rail (Option)

511127_001
511127_MANUAL



REF	DESCRIPTION (◆ indicates parts available in assemblies only)	PART #	QTY
-	TOE BOARD, RIGHT	511127	2
1	BRACKET WELDMENT, POWER ROLLER	510605-1	1
2	WASHER,13 FLAT ZINC	F81056-1	20
3	BOLT, M12X90 8.8 HEX HEAD ZINC	F81004-2	8
4	BRACKET WELDMENT, HYDRAULIC TOE BOARD	520099-1	1
-	CYLINDER, HYDRAULIC TOE BOARDS	085937	1
5	CYLINDER, CJ-S170-16-40/25/152 HYDRAULIC	088681	1
6	FITTING, 1/4NPTX1/4JIC MALE ELBOW	P09142	1
7	FITTING, 1/4NPTX1/4JIC MALE	P09143	1
8	WASHER, 28	F81061-1	4
9	PIN, HYDRAULIC CYLINDER ZINC-PLATED	086979-1	1
10	PIN, S-ZN-6.3X45 COTTER	F81045-2	2
11	BOLT, M12X70-8.8-HEX HEAD ZINC	F81004-39	2
12	NUT, M12 8 HEX NYLON ZINC LOCK	F81034-2	10
13	TOE BOARD WELDMENT, FRONT HYDRAULIC	092612-1	1
14	NUT, 1-8 HEX NYLON LOCK ZINC	F05010-109	1
15	BOLT, 1-8X3 1/4 HEX HEAD GRADE 5	F05009-51	1

9.36 Driven Log Levelling Roller (mounted on lower bed rail)



REF	DESCRIPTION (◆ indicates parts available in assemblies only)	PART #	QTY
-	ROLLER, DRIVEN LOG LEVELLING (LOWER BED	513433	1
1	BRACKET WELDMENT, POWER ROLLER	510605-1	1
2	BRACKET, SIDE W/HYDRO MOTOR CONNECTOR	096029-1	1
3	BEARING, 6009.2RSR (FAG) ROLLING	096025	2
4	PLATE, HYDRAULIC MOTOR MOUNT	096030-1	1
5	RING, W 75 INSIDE RETAINING	F81090-41	2
6	WASHER, Z 10.2 SPLIT LOCK ZINC	F81055-2	8
7	BOLT, 3/8-16X1 HH	F05007-7	4
8	WASHER, 10.5 FLAT ZINC	F81055-1	20
9	NUT, M10-8-B HEX NYLON ZINC LOCK	F81033-1	12
10	BOLT, M10X50-8.8 HEX HEAD FULL THREAD ZI	F81003-4	4
11	MOTOR, MG06-13-13AAAB HYDRAULIC	P21506	1
12	ROLLER WELDMENT, DRIVEN LOG LEVELLING	096028-1	1
-	CYLINDER, HYDRAULIC TOE BOARDS	085937	1
13	CYLINDER, CJ-S170-16-40/25/152 HYDRAULIC	088681	1
14	FITTING, 1/4NPTX1/4JIC MALE ELBOW	P09142	1
15	FITTING, 1/4NPTX1/4JIC MALE	P09143	1
16	BRACKET, SIDE	096031-1	1
17	WASHER, 28	F81061-1	2
18	PIN, HYDRAULIC CYLINDER ZINC-PLATED	086979-1	1
19	RING, Z 45 OUTSIDE RETAINING	F81090-32	2
20	ROD, CONNECTION	096034-1	1
21	KEY, A8X7X28 PARALLEL	096035	2
22	WASHER, 10.5 SPECIAL FLAT ZINC	F81055-6	2
23	BOLT, M10X25 8.8 HEX HEAD FULL THREAD	F81003-31	2
24	COVER, HYDRAULIC MOTOR	096037-1	1
25	PIN, S-ZN-6.3X45 COTTER	F81045-2	1
26	SCREW, M6X20-5.8-B SLOTTED COUNTERSUNK H	F81001-31	2
27	FITTING, 1/2-14NPT/ 7/16-20UNF STRAIGHT	096919	2

9

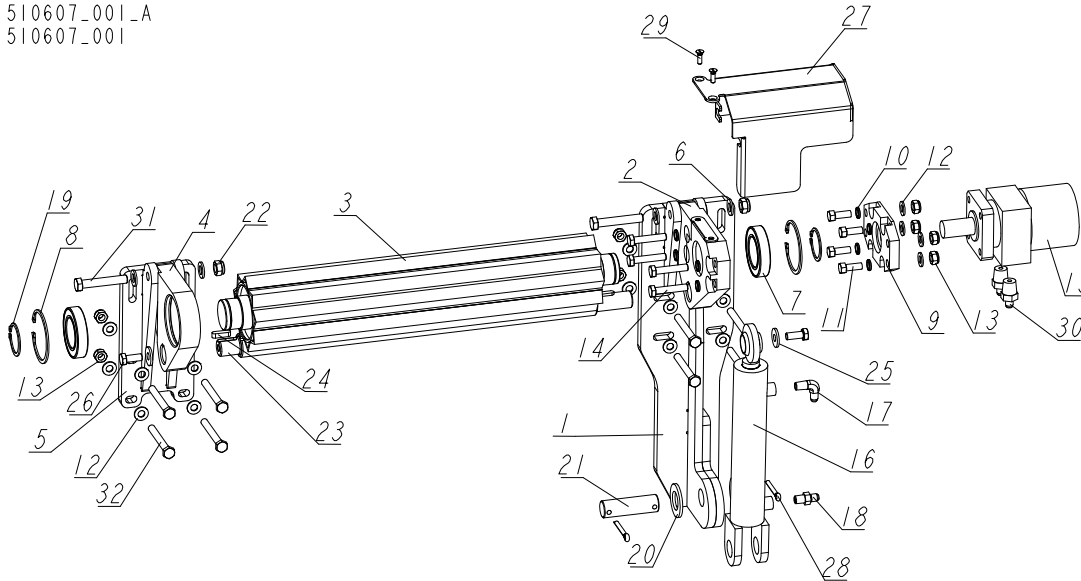
Hydraulic System

Driven Log Levelling Roller (mounted on lower bed rail)

REF	DESCRIPTION (◆ indicates parts available in assemblies only)	PART #	QTY	
28	WASHER,13 FLAT ZINC	F81056-1	4	
29	BRACKET WELDMENT, HYDRAULIC TOE BOARD	520099-1	1	
30	NUT, M12 8 HEX NYLON ZINC LOCK	F81034-2	2	
31	BOLT, M12X75-8.8-HEX HEAD FULL THREAD ZI	F81004-10	2	
32	BOLT, M10X85-8.8-HEX HEAD ZINC	F81003-125	8	

9.37 Driven Log Levelling Roller, Lower Bed Rail (Option)

510607_001-A
510607_001



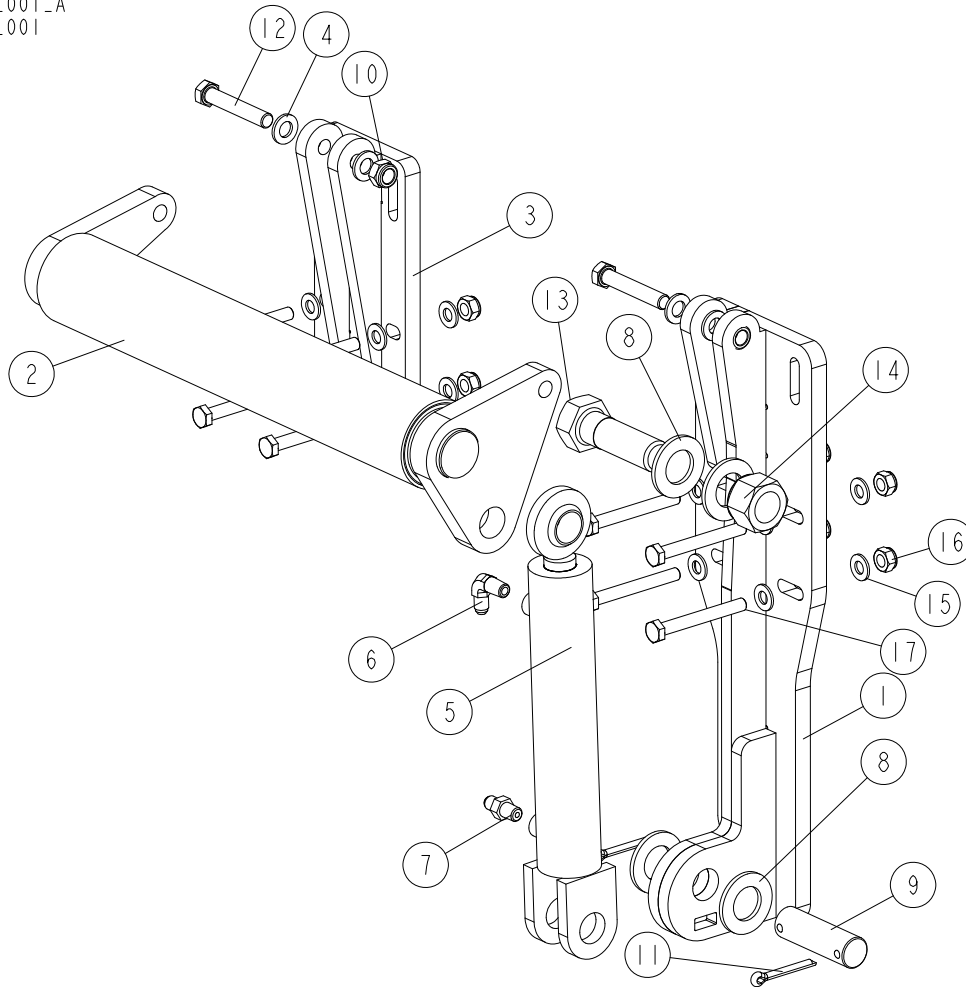
REF	DESCRIPTION (◆ indicates parts available in assemblies only)	PART #	QTY
-	DRIVEN LOG LEVELLING ROLLER - LEFT W/CLA	510607	1
1	BRACKET WELDMENT, HYDRAULIC CYLINDER MOU	527018-1	1
2	BRACKET, SIDE W/HYDRO MOTOR CONNECTOR	507684-1	1
3	ROLLER WELDMENT, DRIVEN LOG LEVELLING	096028-1	1
4	BRACKET, SIDE	507687-1	1
5	BRACKET WELDMENT, HYDRAULIC TOE BOARD	520099-1	1
6	WASHER,13 FLAT ZINC	F81056-1	21
7	BEARING, 6009.2RSR (FAG) ROLLING	096025	2
8	RING, W 75 INSIDE RETAINING	F81090-41	2
9	PLATE, HYDRAULIC MOTOR MOUNT	096030-1	1
10	WASHER, Z 10.2 SPLIT LOCK ZINC	F81055-2	8
11	BOLT, 3/8-16X1 HH	F05007-7	4
12	WASHER, 10.5 FLAT ZINC	F81055-1	4
13	NUT, M10-8-B HEX NYLON ZINC LOCK	F81033-1	4
14	BOLT, M10X50-8.8 HEX HEAD FULL THREAD ZINC	F81003-4	4
15	MOTOR, MG06-13-13AAAB HYDRAULIC	P21506	1
-	CYLINDER, HYDRAULIC TOE BOARDS	085937	1
16	CYLINDER, CJ-S170-16-40/25/152 HYDRAULIC	088681	1
17	FITTING, 1/4NPTX1/4JIC MALE ELBOW	P09142	1
18	FITTING, 1/4NPTX1/4JIC MALE	P09143	1
19	RING, Z 45 OUTSIDE RETAINING	F81090-32	2
20	WASHER, 28	F81061-1	2
21	PIN, 25.4X84	086979	1
22	NUT, M12 8 HEX NYLON ZINC LOCK	F81034-2	11
23	ROD, CONNECTION	096034	1
24	KEY, A8X7X28 PARALLEL	096035	2
25	WASHER, 10.5 SPECIAL FLAT ZINC	F81055-6	2
26	BOLT, M10X25 8.8 HEX HEAD FULL THREAD	F81003-31	2

9**Hydraulic System***Driven Log Levelling Roller, Lower Bed Rail (Option)*

REF	DESCRIPTION (◆ indicates parts available in assemblies only)	PART #	QTY	
27	GUARD, HYDRAULIC MOTOR	507690-1	1	
28	PIN, S-ZN-6.3X45 COTTER	F81045-2	2	
29	SCREW, M6X20-5.8-B SLOTTED COUNTERSUNK H	F81001-31	2	
30	FITTING, 1/2-14NPT/ 7/16-20UNF STRAIGHT	096919	2	
31	BOLT, M12X70-8.8-HEX HEAD ZINC	F81004-39	2	
32	BOLT, M12X90 8.8 HEX HEAD ZINC	F81004-2	8	

9.38 Left Hydraulic Toe Board (on Lower Bed Rail)

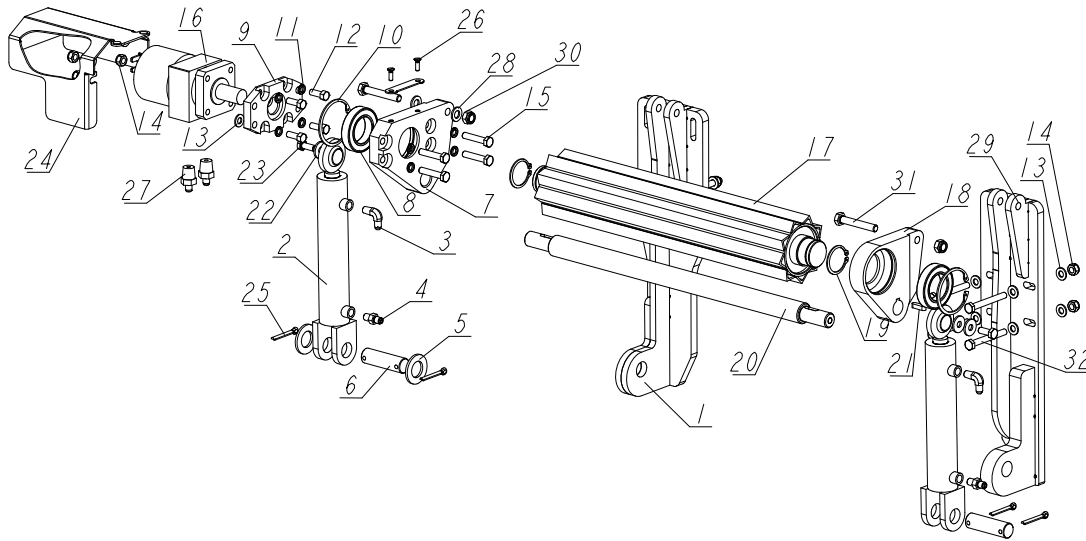
519735_001-A
519735_001



REF	DESCRIPTION (◆ indicates parts available in assemblies only)	PART #	QTY
-	ROLLER, LEFT HYDRAULIC TOE BOARD (MOUNTED)	519735	1
1	BRACKET WELDMENT, HYDRAULIC CYLINDER MOUNT (LEFT)	527018-1	1
2	ROLLER WELDMENT, HYDRAULIC TOE BOARD	086253-1	1
3	BRACKET WELDMENT, HYDRAULIC TOE BOARD	520099-1	1
4	WASHER, 13 FLAT ZINC	F81056-1	28
-	CYLINDER, HYDRAULIC TOE BOARDS	085937	1
5	CYLINDER, CJ-S170-16-40/25/152 HYDRAULIC	088681	1
6	FITTING, 1/4NPTX1/4JIC MALE ELBOW	P09142	1
7	FITTING, 1/4NPTX1/4JIC MALE	P09143	1
8	WASHER, 28	F81061-1	4
9	PIN, HYDRAULIC CYLINDER ZINC-PLATED	086979-1	1
10	NUT, M12 8 HEX NYLON ZINC LOCK	F81034-2	14
11	PIN, S-ZN-6.3X45 COTTER	F81045-2	2
12	BOLT, M12X70-8.8-HEX HEAD ZINC	F81004-39	2
13	BOLT, M12X90 8.8 HEX HEAD ZINC	F81004-2	12
14	BOLT, 1-8X3 1/4 HEX HEAD GRADE 5	F05009-51	1
15	NUT, 1-8 HEX NYLON LOCK ZINC	F05010-109	1

9.39 Driven Log Levelling Roller, Right w/2 Cylinders (Option)

526160_001_A
526160_MANUAL



REF	DESCRIPTION (◆ indicates parts available in assemblies only)	PART #	QTY
-	DRIVEN LOG LEVELLING ROLLER, W/2 CYLINDE	526160	1
-	ROLLER, DRIVEN LOG LEVELLING - FOR LOG SIDE SUPPORTS	545662	1
1	BRACKET WELDMENT, POWER ROLLER	510605-1	1
2	BRACKET, SIDE W/HYDRO MOTOR CONNECTOR	096029-1	1
3	BEARING, 6009.2RSR (FAG) ROLLING	096025	2
4	PLATE, HYDRAULIC MOTOR MOUNT	096030-1	1
5	RING, W 75 INSIDE RETAINING	F81090-41	2
6	WASHER, Z 10.2 SPLIT LOCK ZINC	F81055-2	8
7	BOLT, 3/8-16X1 HH	F05007-7	4
8	WASHER, 10.5 FLAT ZINC	F81055-1	4
9	NUT, M10-8-B HEX NYLON ZINC LOCK	F81033-1	4
10	BOLT, M10X50-8.8 HEX HEAD FULL THREAD ZI	F81003-4	4
11	MOTOR, MG06-13-13AAAB HYDRAULIC	P21506	1
12	ROLLER WELDMENT, DRIVEN LOG LEVELLING	096028-1	1
-	CYLINDER, HYDRAULIC TOE BOARDS	085937	2
13	CYLINDER, CJ-S170-16-40/25/152 HYDRAULIC	088681	1
14	FITTING, 1/4NPTX1/4JIC MALE ELBOW	P09142	1
15	FITTING, 1/4NPTX1/4JIC MALE	P09143	1
16	BRACKET, SIDE	096031-1	1
17	WASHER, 28	F81061-1	2
18	PIN, HYDRAULIC CYLINDER ZINC-PLATED	086979-1	2
19	RING, Z 45 OUTSIDE RETAINING	F81090-32	2
20	ROD, CONNECTION	520349	1
21	KEY, A8X7X28 PARALLEL	096035	2
22	WASHER, 10.5 SPECIAL FLAT ZINC	F81055-6	3
23	BOLT, M10X25 8.8 HEX HEAD FULL THREAD	F81003-31	2
24	COVER, HYDRAULIC MOTOR	096037-1	1

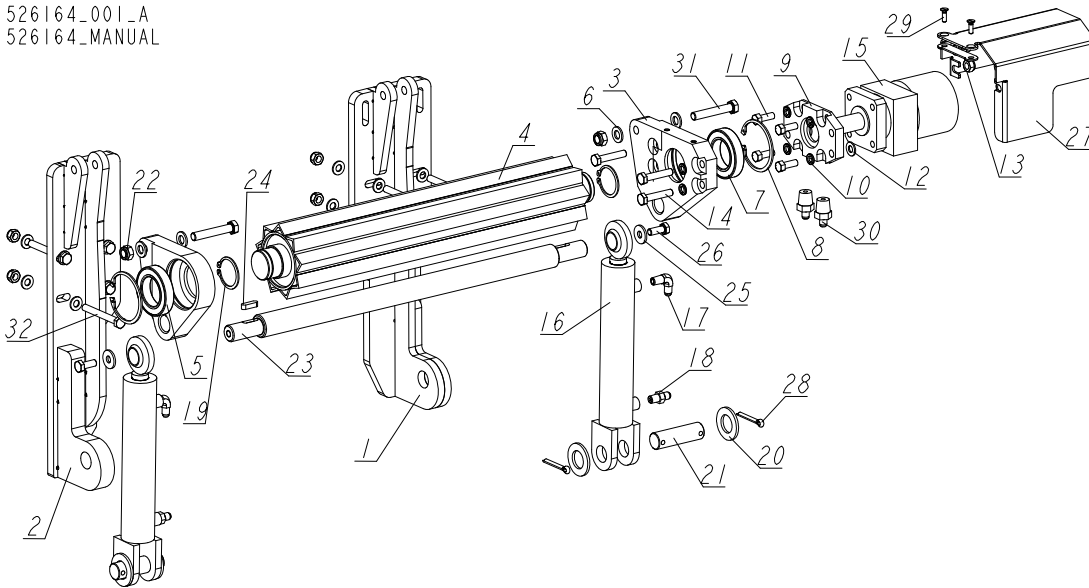
REF	DESCRIPTION (◆ indicates parts available in assemblies only)	PART #	QTY	
25	PIN, S-ZN-6.3X45 COTTER	F81045-2	4	
26	SCREW, M6X20-5.8-B SLOTTED COUNTERSUNK H	F81001-31	2	
27	FITTING, 1/2-14NPT/ 7/16-20UNF STRAIGHT	096919	2	
28	WASHER,13 FLAT ZINC	F81056-1	20	
29	BRACKET WELDMENT, CYLINDER MOUNT	526162-1 ¹	1	
	BRACKET WELDMENT, CYLINDER MOUNT	550410-1 ²	1	
30	NUT, M12 8 HEX NYLON ZINC LOCK	F81034-2	10	
31	BOLT, M12X75-8.8-HEX HEAD FULL THREAD ZI	F81004-10	2	
32	BOLT, M12X90 8.8 HEX HEAD ZINC	F81004-2	8	

¹ Included in 526160

² Included in 545662

9.40 Driven Log Levelling Roller, Left w/2 Cylinders

526164_001_A
526164_MANUAL

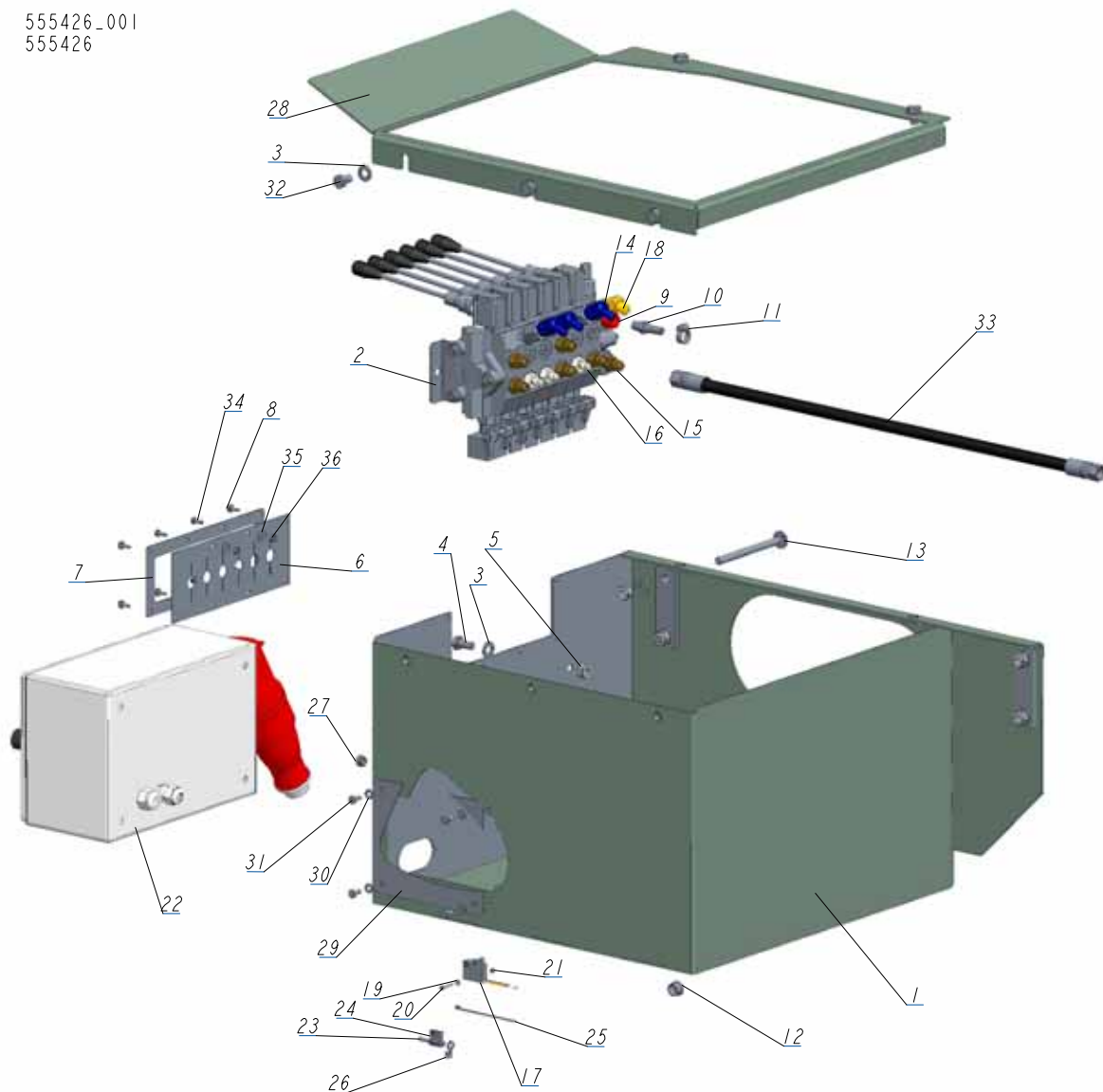


REF	DESCRIPTION (◆ indicates parts available in assemblies only)	PART #	QTY
-	ROLLER, DRIVEN LOG LEVELLING - LEFT W/2 CYLINDERS	526164	1
1	BRACKET WELDMENT, HYDRAULIC CYLINDER MOUNT (LEFT)	527018-1	1
2	BRACKET WELDMENT, HYDRAULIC CYLINDER MOUNT	526150-1	1
3	BRACKET, SIDE W/HYDRO MOTOR CONNECTOR	507684-1	1
4	ROLLER WELDMENT, DRIVEN LOG LEVELLING	096028-1	1
5	BRACKET, SIDE	507687-1	1
6	WASHER, 13 FLAT ZINC	F81056-1	4
7	BEARING, 6009.2RSR (FAG) ROLLING	096025	2
8	RING, W 75 INSIDE RETAINING	F81090-41	2
9	PLATE, HYDRAULIC MOTOR MOUNT	096030-1	1
10	WASHER, Z 10.2 SPLIT LOCK ZINC	F81055-2	8
11	BOLT, 3/8-16X1 HH	F05007-7	4
12	WASHER, 10.5 FLAT ZINC	F81055-1	20
13	NUT, M10-8-B HEX NYLON ZINC LOCK	F81033-1	4
14	BOLT, M10X50-8.8 HEX HEAD FULL THREAD ZI	F81003-4	4
15	MOTOR, MG06-13-13AAAB HYDRAULIC	P21506	1
-	CYLINDER, HYDRAULIC TOE BOARDS	085937	2
16	CYLINDER, CJ-S170-16-40/25/152 HYDRAULIC	088681	1
17	FITTING, 1/4NPTX1/4JIC MALE ELBOW	P09142	1
18	FITTING, 1/4NPTX1/4JIC MALE	P09143	1
19	RING, Z 45 OUTSIDE RETAINING	F81090-32	2
20	WASHER, 28	F81061-1	4
21	PIN, 25.4X84	086979	2
22	NUT, M12 8 HEX NYLON ZINC LOCK	F81034-2	10
23	ROD, CONNECTION	520349	1
24	KEY, A8X7X28 PARALLEL	096035	2
25	WASHER, 10.5 SPECIAL FLAT ZINC	F81055-6	2
26	BOLT, M10X25 8.8 HEX HEAD FULL THREAD	F81003-31	2

REF	DESCRIPTION (◆ indicates parts available in assemblies only)	PART #	QTY	
27	GUARD, HYDRAULIC MOTOR	507690-1	1	
28	PIN, S-ZN-6.3X45 COTTER	F81045-2	2	
29	SCREW, M6X20-5.8-B SLOTTED COUNTERSUNK H	F81001-31	2	
30	FITTING, 1/2-14NPT/ 7/16-20UNF STRAIGHT	096919	2	
31	BOLT, M12X70-8.8-HEX HEAD ZINC	F81004-39	2	
32	BOLT, M12X90 8.8 HEX HEAD ZINC	F81004-2	8	

9.41 Front Box. 555426

555426_001
555426

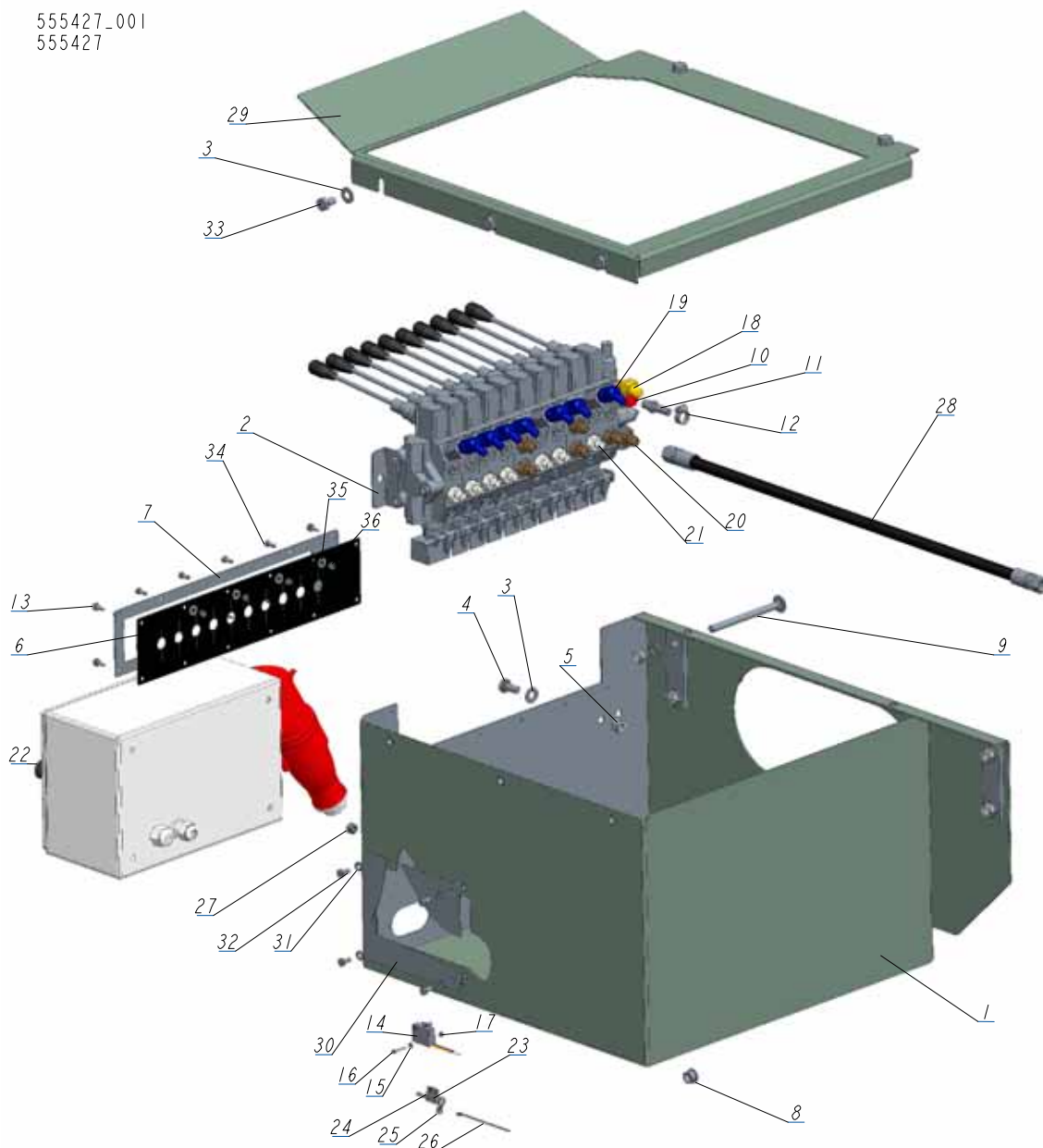


REF	DESCRIPTION (◆ indicates parts available in assemblies only)	PART #	QTY
-	BOX, FRONT 6 SEC. AH3/LT40/70	555426	1
1	BOX, FRONT	555463-1	1
2	VALVE, 6 SECTION HDS10/6-6	015260_	1
3	WASHER, 10.5 FLAT ZINC	F81055-1	11
4	BOLT, ISO 4017-M10X20-8.8-A2E HEX HEAD	F81003-53	2
5	NUT, M10-8-B HEX NYLON ZINC LOCK	F81033-1	6
6	GUARD, RUBBER VALVE DOUBLE	015079	1
7	COVER, VALVE GUARD PTD	086519-1	1
8	SCREW, #10-24 X 1/2" SELF-TAPPING	F05015-7	6
9	FITTING, 6SAE MALE-1/4NPT FEMALE	014686	1
10	FITTING, 1/4NPT-3/8 BARB	014685	1
11	CLAMP, 11/16 WORM	061807	1

REF	DESCRIPTION (◆ indicates parts available in assemblies only)	PART #	QTY	
12	BUSHING, 15,9 UB625 CONDUIT	086816	1	
13	BOLT, M10X125 8.8 CARRIAGE ZINC	F81003-34	2	
14	FITTING, #4SAE-#6SAE 45 DEG ELBOW	015488	3	
15	FITTING, 3/8" O-RING 3/8 JIC	014687	6	
16	FITTING, 1/4JIC-3/8 O-RING	P26284	3	
17	SWITCH, 2A 125V R-LEVER NO/NC/COM	014765	1	
18	FITTING, #6SAE 45 DEG ELBOW	015489	1	
19	WASHER, 3.2 FLAT ZINC	F81050-2	2	
20	SCREW, M3X20-5.8-A-SLOTTED CHEESE HEAD Z	F81000-8	2	
21	NUT, M3-6 NYLON ZINC LOCK	F81028-2	2	
22	BOX, LT40/70 ELECTRICAL	566251	1	
23	CABLE, OLFLEX CLASIC 400P 4G2,5	R80585-6	1	
24	END, KO 2,5/5 CONDUCTOR	F81064-1	4	
25	TIE WRAP, TK 9/3	F81082-4	1	
26	TERMINAL, KO1/8 RING	F05092-7	1	
27	NUT, M8-8-B HEX NYLON ZINC LOCK	F81032-2	4	
28	COVER TOP, BOX FRONT	555440-1	1	
29	CAP	555383-1	1	
30	WASHER, 6.4 FLAT ZINC	F81053-1	4	
31	BOLT, M6X12-8.8 HEX HEAD FULL THREAD ZIN	F81001-7	4	
32	BOLT, M10X16-8.8 HEX HEAD FULL THREAD ZI	F81003-13	5	
33	PHD 2T3/8X6.80 W9/16UNF-W9/16UNF	555366	1	
34	BOLT, M5X12-5.8 HEX HEAD FULL THREAD ZIN	F81000-5	2	
35	WASHER, 5.5 FLAT ZINC SPECIAL	F81052-3	2	
36	NUT, M5-8 HEX ZINC	F81030-1	2	

9.42 Front Box. 555427

555427_001
555427

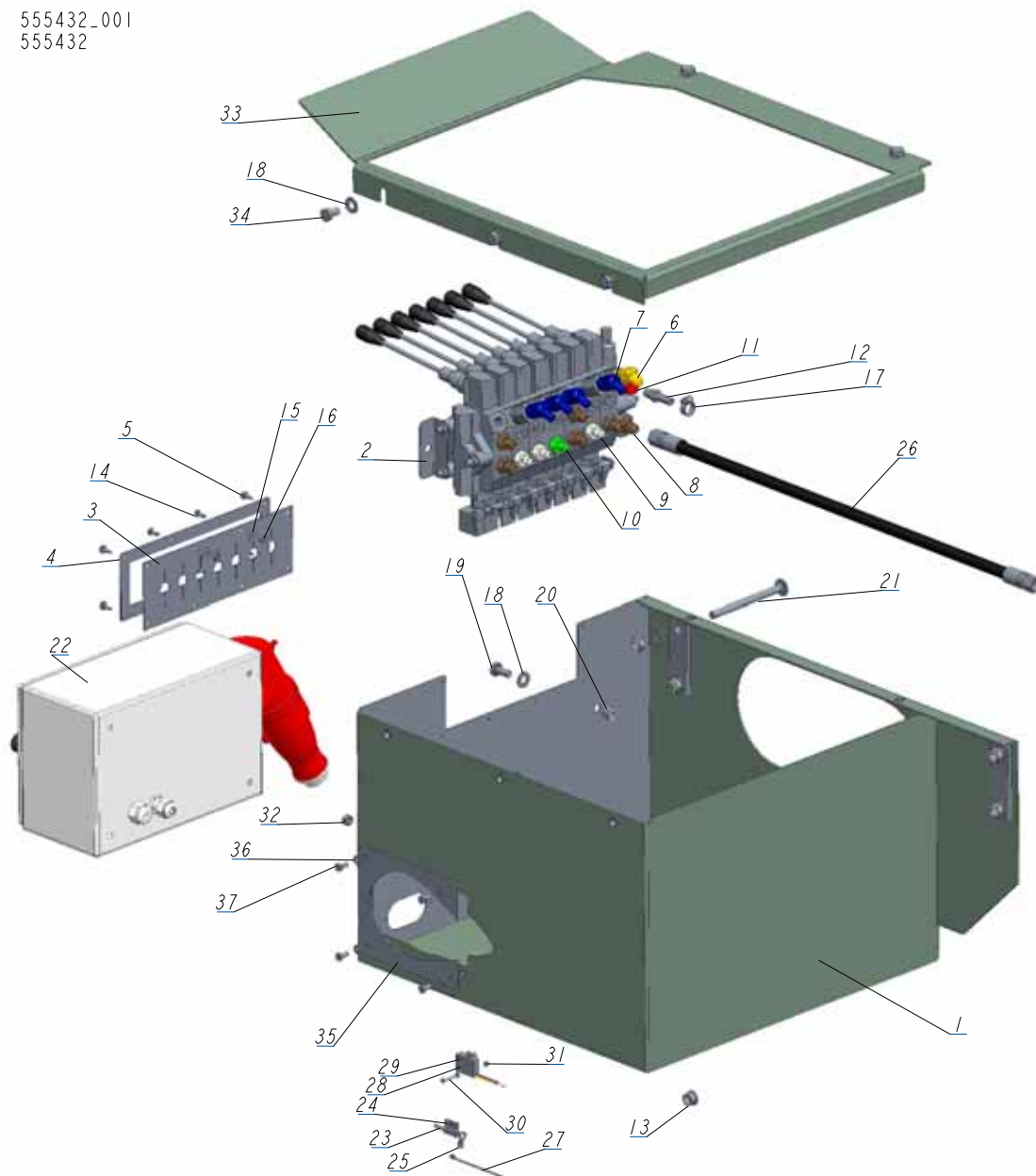


REF	DESCRIPTION (◆ indicates parts available in assemblies only)	PART #	QTY
-	BOX FRONT 10 SEC. AH5/AH7/LT40/70	555427	1
1	BOX, FRONT	555443-1	1
2	VALVE, HDS11/10-6 10-SECTION	091344	1
3	WASHER, 10.5 FLAT ZINC	F81055-1	11
4	BOLT, ISO 4017-M10X20-8.8-A2E HEX HEAD	F81003-53	2
5	NUT, M10-8-B HEX NYLON ZINC LOCK	F81033-1	6
6	GUARD, 10-SECTION RUBBER HYDRAULIC VALVE	091739	1
7	PLATE, 10-SECTION VALVE	091826-1	1
8	BUSHING, 15,9 UB625 CONDUIT	086816	1
9	BOLT, M10X125 8.8 CARRIAGE ZINC	F81003-34	2
10	FITTING, 6SAE MALE-1/4NPT FEMALE	014686	1

REF	DESCRIPTION (◆ indicates parts available in assemblies only)	PART #	QTY	
11	FITTING, 1/4NPT-3/8 BARB	014685	1	
12	CLAMP, 11/16 WORM	061807	1	
13	SCREW, #10-24 X 1/2" SELF-TAPPING	F05015-7	8	
14	SWITCH, 2A 125V R-LEVER NO/NC/COM	014765	1	
15	WASHER, 3.2 FLAT ZINC	F81050-2	2	
16	SCREW, M3X20-5.8-A-SLOTTED CHEESE HEAD Z	F81000-8	2	
17	NUT, M3-6 NYLON ZINC LOCK	F81028-2	2	
18	FITTING, #6SAE 45 DEG ELBOW	015489	1	
19	FITTING, #4SAE-#6SAE 45 DEG ELBOW	015488	7	
20	FITTING, 3/8" O-RING 3/8 JIC	014687	6	
21	FITTING, 1/4JIC-3/8 O-RING	P26284	7	
22	BOX, LT40/70 ELECTRICAL	566251	1	
23	CABLE, OLFLEX CLASIC 400P 4G2,5	R80585-6	1	
24	END, KO 2,5/5 CONDUCTOR	F81064-1	4	
25	TERMINAL, KO1/8 RING	F05092-7	1	
26	TIE WRAP, TK 9/3	F81082-4	1	
27	NUT, M8-8-B HEX NYLON ZINC LOCK	F81032-2	4	
28	PHD 2T3/8X6.80 W9/16UNF-W9/16UNF	555366	1	
29	COVER TOP, BOX FRONT	555440-1	1	
30	CAP	555383-1	1	
31	WASHER, 6.4 FLAT ZINC	F81053-1	4	
32	BOLT, M6X12-8.8 HEX HEAD FULL THREAD ZIN	F81001-7	4	
33	BOLT, M10X16-8.8 HEX HEAD FULL THREAD ZI	F81003-13	5	
34	BOLT, M5X12-5.8 HEX HEAD FULL THREAD ZIN	F81000-5	4	
35	WASHER, 5.5 FLAT ZINC SPECIAL	F81052-3	4	
36	NUT, M5-8 HEX ZINC	F81030-1	4	

9.43 Front Box. 555432

555432_001
555432

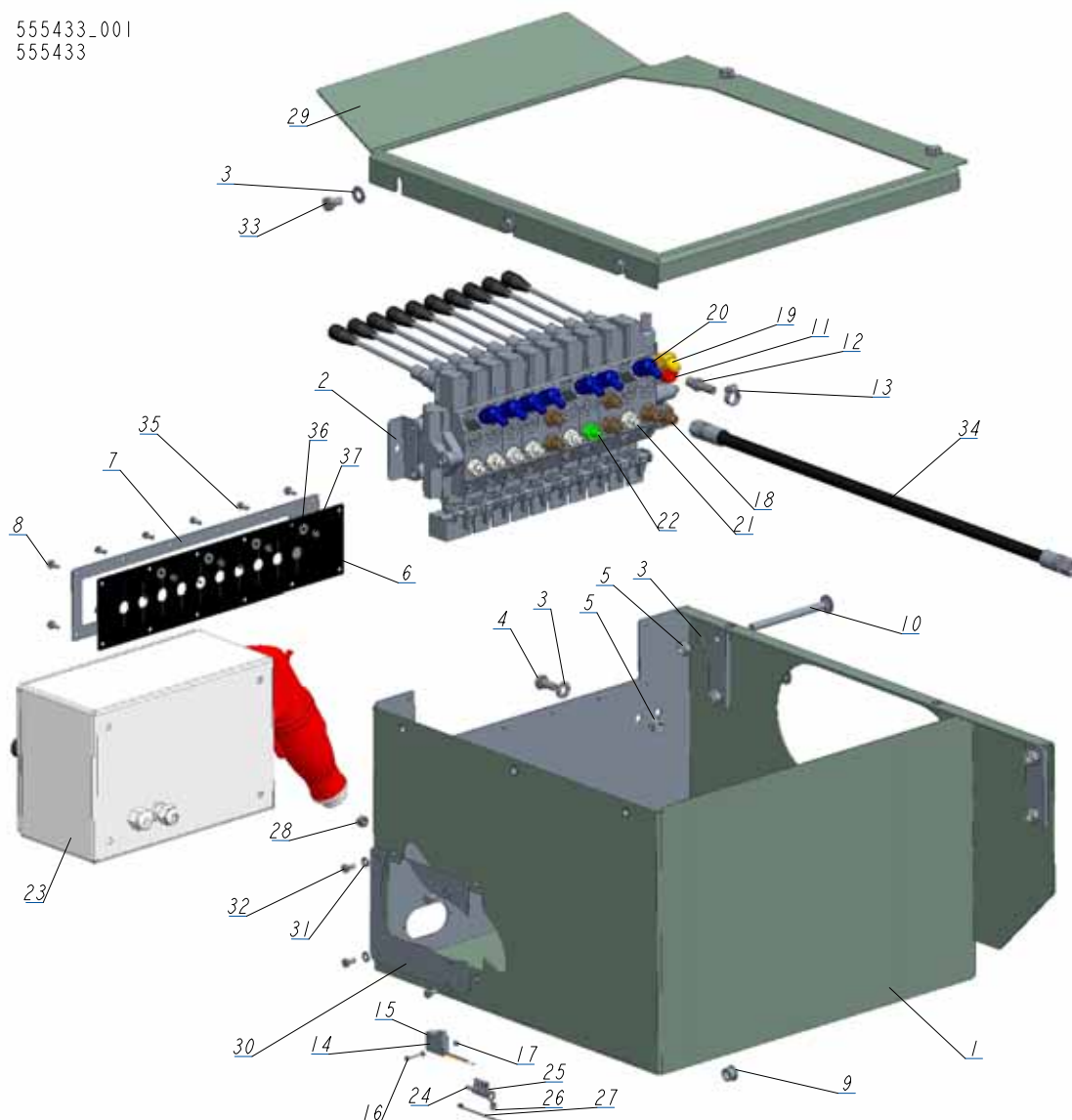


REF	DESCRIPTION (◆ indicates parts available in assemblies only)	PART #	QTY
-	BOX, FRONT. 7 SEC. AHP3/LT40/70	555432	1
1	BOX, FRONT	555464-1	1
2	VALVE, 7-SECTION DC HYDRAULIC	545657	1
3	COVER, RUBBER (7 SECTIONS)	510566	1
4	PLATE, RUBBER COVER MOUNT	510567-1	1
5	BOLT, #10-24X1/2 SELF-TAPPING	F05015-7	6
6	FITTING, #6SAE 45 DEG ELBOW	015489	1
7	FITTING, #4 SAE - #6 SAE 45° ELBOW	015488	4
8	FITTING, 3/8" O-RING X 3/8" JIC	014687	6
9	FITTING, 1/4JIC-3/8 O-RING	P26284	3
10	ZN-140 UNF9/16-18/7/16-20	555134	1

REF	DESCRIPTION (◆ indicates parts available in assemblies only)	PART #	QTY	
11	FITTING, 6SAE MALE-1/4NPT FEMALE	014686	1	
12	FITTING, 1/4NPT-3/8 BARB	014685	1	
13	GROMMET, 15,9 UB625 RUBBER	086816	1	
14	BOLT, M5X12 8.8 HEX HEAD FULL THREAD ZIN	F81000-5	2	
15	WASHER, 5.5 SPECIAL FLAT ZINC	F81052-3	2	
16	NUT, M5 8 HEX ZINC	F81030-1	2	
17	CLAMP, 11/16 WORM	061807	1	
18	WASHER, 10.5 FLAT ZINC	F81055-1	11	
19	BOLT, ISO 4017-M10X20-8.8-A2E HEX HEAD	F81003-53	2	
20	NUT, M10-8-B HEX NYLON ZINC LOCK	F81033-1	6	
21	BOLT, M10X125 CARRIAGE	F81003-34	2	
22	BOX, LT40/70 ELECTRICAL	566251	1	
23	CABLE, OLFLEX CLASIC 400P 4G2,5	R80585-6	1	
24	TERMINAL, KO 2.5/5 RING	F81064-1	4	
25	TERMINAL, KO1/8 RING	F05092-7	1	
26	PHD 2T3/8X6.80 W9/16UNF-W9/16UNF	555366	1	
27	TIE WRAP, TK 9/3	F81082-4	1	
28	MICROSWITCH, HYDRAULIC VALVE	014765	1	
29	WASHER, 3.2-LAT ZINC	F81050-2	2	
30	SCREW, M3X20-5.8-A-PAN HEAD ZINC	F81000-8	2	
31	NUT, M3-6-HEX NYLON ZINC LOCK	F81028-2	2	
32	NUT, M8-8-B HEX NYLON ZINC LOCK	F81032-2	4	
33	COVER TOP, BOX FRONT	555440-1	1	
34	BOLT, M10X16-8.8 HEX HEAD FULL THREAD ZI	F81003-13	5	
35	CAP	555383-1	1	
36	WASHER, 6.4 FLAT ZINC	F81053-1	4	
37	BOLT, M6X12-8.8 HEX HEAD FULL THREAD ZIN	F81001-7	4	

9.44 Front Box. 555433

555433_001
555433

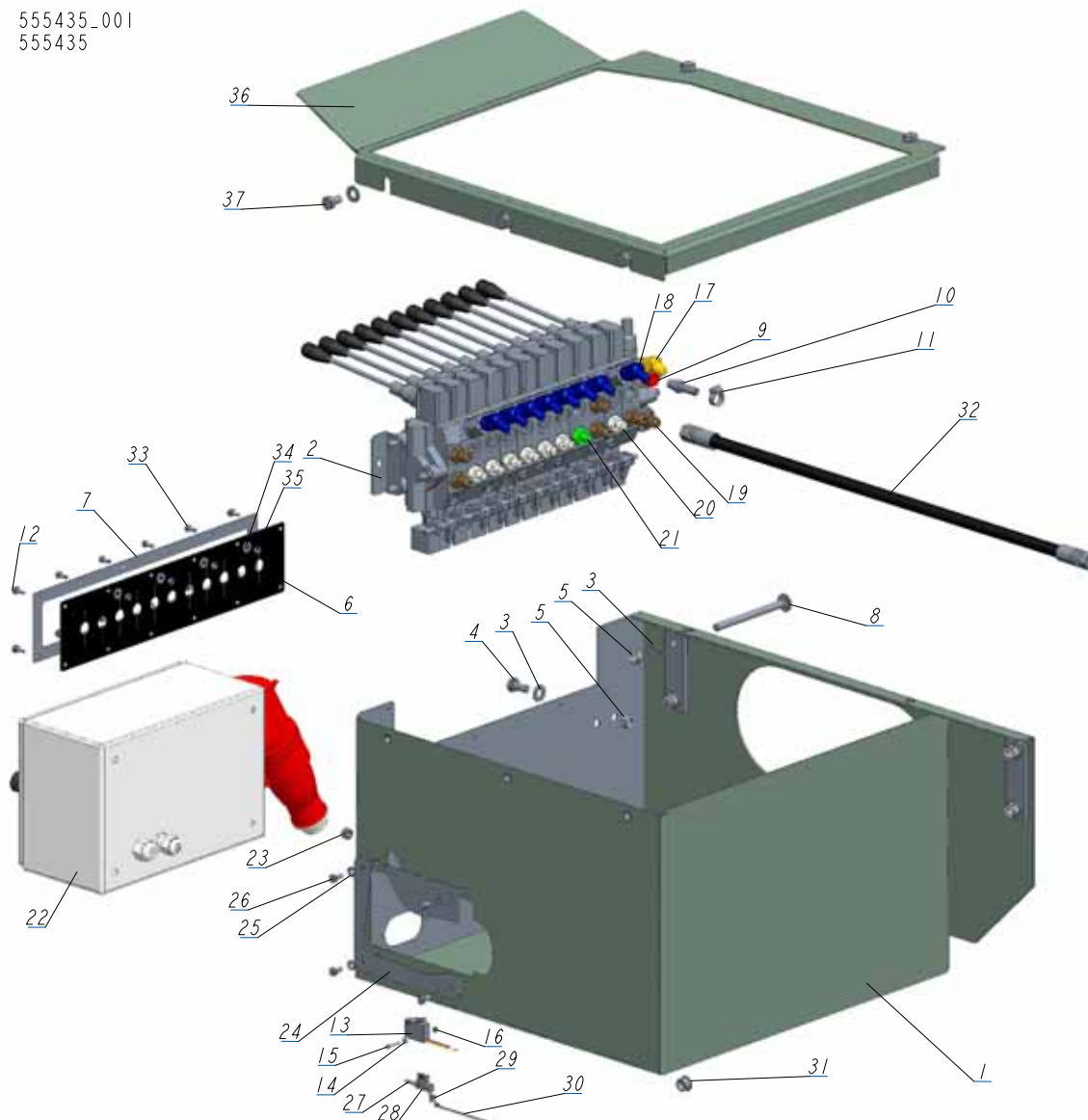


REF	DESCRIPTION (◆ indicates parts available in assemblies only)	PART #	QTY
-	BOX, FRONT 10 SEC. AHP5/LT40/70	555433	1
1	BOX, FRONT	555443-1	1
2	VALVE, HDS11/10- 8-SECTION HYDRAULIC	091344	1
3	WASHER, 10.5 FLAT ZINC	F81055-1	11
4	BOLT, ISO 4017-M10X20-8.8-A2E HEX HEAD	F81003-53	2
5	NUT, M10-8-B HEX NYLON ZINC LOCK	F81033-1	6
6	GUARD, RUBBER HYDRAULIC VALVE 10-SECTION	091739	1
7	PLATE, 10-SECTION VALVE PAINTED	091826-1	1
8	BOLT, #10-24X1/2 SELF-TAPPING	F05015-7	8
9	GROMMET, 15,9 UB625 RUBBER	086816	1
10	BOLT, M10X125 CARRIAGE	F81003-34	2
11	FITTING, 6SAE MALE-1/4NPT FEMALE	014686	1
12	FITTING, 1/4NPT-3/8 BARB	014685	1

REF	DESCRIPTION (◆ indicates parts available in assemblies only)	PART #	QTY	
13	CLAMP, 11/16 WORM	061807	1	
14	MICROSWITCH, HYDRAULIC VALVE	014765	1	
15	WASHER, 3.2-LAT ZINC	F81050-2	2	
16	SCREW, M3X20-5.8-A-PAN HEAD ZINC	F81000-8	2	
17	NUT, M3-6-HEX NYLON ZINC LOCK	F81028-2	2	
18	FITTING, 3/8" O-RING X 3/8" JIC	014687	6	
19	FITTING, #6SAE 45 DEG ELBOW	015489	1	
20	FITTING, #4 SAE - #6 SAE 45° ELBOW	015488	7	
21	FITTING, 1/4JIC-3/8 O-RING	P26284	6	
22	ZN-140 UNF9/16-18/7/16-20	555134	1	
23	BOX, LT40/70 ELECTRICAL	566251	1	
24	CABLE, OLFLEX CLASIC 400P 4G2,5	R80585-6	1	
25	TERMINAL, KO 2.5/5 RING	F81064-1	4	
26	TERMINAL, KO1/8 RING	F05092-7	1	
27	TIE WRAP, TK 9/3	F81082-4	1	
28	NUT, M8-8-B HEX NYLON ZINC LOCK	F81032-2	4	
29	COVER TOP, BOX FRONT	555440-1	1	
30	CAP	555383-1	1	
31	WASHER, 6.4 FLAT ZINC	F81053-1	4	
32	BOLT, M6X12-8.8 HEX HEAD FULL THREAD ZIN	F81001-7	4	
33	BOLT, M10X16-8.8 HEX HEAD FULL THREAD ZI	F81003-13	5	
34	PHD 2T3/8X6.80 W9/16UNF-W9/16UNF	555366	1	
35	BOLT, M5X12 8.8 HEX HEAD FULL THREAD ZIN	F81000-5	4	
36	WASHER, 5.5 SPECIAL FLAT ZINC	F81052-3	4	
37	NUT, M5 8 HEX ZINC	F81030-1	4	

9.45 Front Box. 555435

555435_001
555435

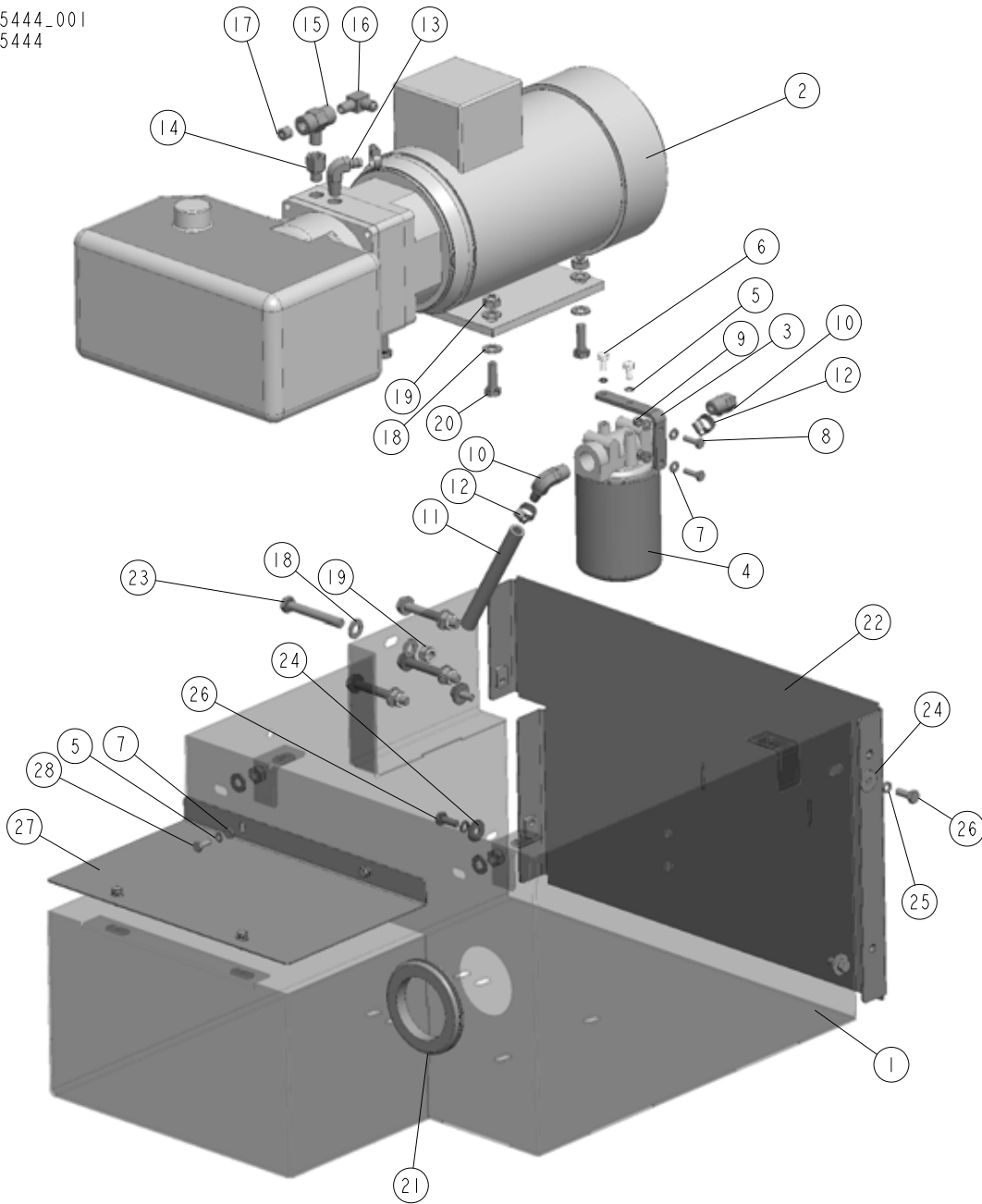


REF	DESCRIPTION (◆ indicates parts available in assemblies only)	PART #	QTY
-	BOX, FRONT 11SEC. AHP7/LT40/70 COMPLETE	555435	1
1	BOX, FRONT	555443-1	1
2	VALVE 11 SEC. HDS11/10	510568_	1
3	WASHER, 10.5 FLAT ZINC	F81055-1	11
4	BOLT, ISO 4017-M10X20-8.8-A2E HEX HEAD	F81003-53	2
5	NUT, M10-8-B HEX NYLON ZINC LOCK	F81033-1	6
6	COVER, 11-SECTION VALVE RUBBER	518926	1
7	COVER, 11-SECTION VALVE GUARD	510571-1	1
8	BOLT, M10X125 CARRIAGE	F81003-34	2
9	FITTING, 6SAE MALE-1/4NPT FEMALE	014686	1
10	FITTING, 1/4NPT-3/8 BARB	014685	1
11	CLAMP, 11/16 WORM	061807	1
12	BOLT, #10-24X1/2 SELF-TAPPING	F05015-7	8

REF	DESCRIPTION (◆ indicates parts available in assemblies only)	PART #	QTY	
13	MICROSWITCH, HYDRAULIC VALVE	014765	1	
14	WASHER, 3.2-LAT ZINC	F81050-2	2	
15	SCREW, M3X20-5.8-A-PAN HEAD ZINC	F81000-8	2	
16	NUT, M3-6-HEX NYLON ZINC LOCK	F81028-2	2	
17	FITTING, #6SAE 45 DEG ELBOW	015489	1	
18	FITTING, #4 SAE - #6 SAE 45° ELBOW	015488	8	
19	FITTING, 3/8" O-RING X 3/8" JIC	014687	6	
20	FITTING, 1/4JIC-3/8 O-RING	P26284	7	
21	ZN-140 UNF9/16-18/7/16-20	555134	1	
22	BOX, LT40/70 ELECTRICAL	566251	1	
23	NUT, M8-8-B HEX NYLON ZINC LOCK	F81032-2	4	
24	CAP	555383-1	1	
25	WASHER, 6.4 FLAT ZINC	F81053-1	4	
26	BOLT, M6X12-8.8 HEX HEAD FULL THREAD ZIN	F81001-7	4	
27	CABLE, OLFLEX CLASIC 400P 4G2,5	R80585-6	1	
28	TERMINAL, KO 2.5/5 RING	F81064-1	4	
29	TERMINAL, KO1/8 RING	F05092-7	1	
30	TIE WRAP, TK 9/3	F81082-4	1	
31	GROMMET, 15,9 UB625 RUBBER	086816	1	
32	PHD 2T3/8X6.80 W9/16UNF-W9/16UNF	555366	1	
33	BOLT, M5X12 8.8 HEX HEAD FULL THREAD ZIN	F81000-5	4	
34	WASHER, 5.5 SPECIAL FLAT ZINC	F81052-3	4	
35	NUT, M5 8 HEX ZINC	F81030-1	4	
36	COVER TOP, BOX FRONT	555440-1	1	
37	BOLT, M10X16-8.8 HEX HEAD FULL THREAD ZI	F81003-13	5	

9.46 Rear Box. 555444

555444_001
555444



REF	DESCRIPTION (◆ indicates parts available in assemblies only)	PART #	QTY
-	BOX, REAR LT20/40/70/AH/AHP COMPLETE	555444	1
1	BOX, REAR	555446-1	1
2	PUMP, AC-4KW (Q=14,5L/MIN) HYDRAULIC W/M	500958	1
3	BRACKET, OIL FILTER	550029-1	1
4	MANIFOLD, W/FILTER	P22683	1
5	WASHER, Z 6.1 SPLIT LOCK	F81053-3	6
6	BOLT, 1/4-20X1/2 HEX HEAD	F05005-15	2
7	WASHER, M6, FLAT,ZINC	F81053-1	8

REF	DESCRIPTION (◆ indicates parts available in assemblies only)	PART #	QTY	
8	BOLT, M6X20 8.8 HEX HEAD FULL THREAD ZIN	F81001-2	2	
9	NUT, M6-8-B NYLON HEX ZINC LOCK	F81031-2	2	
10	FITTING, 1/2NPT-3/8 BARB ELBOW	P12707	2	
11	HOSE, 3/8" LOW PRESSURE HYDRAULIC	R01892-1	1	
12	CLAMP, 11/16 WORM	061807	3	
13	FITTING, 3/8NPT-3/8 BARB ELBOW	P12708	1	
14	FITTING, 6SAE MALE-1/4NPT FEMALE	014686	1	
15	FITTING, 1/4NPT BRANCH TEE	015486	1	
16	FITTING, 3/8JIC-1/4NPT 90 ELBOW	015491	1	
17	PLUG, 1/4-18 NPT BLANK	096221	1	
18	WASHER, 10.5 FLAT ZINC	F81055-1	18	
19	NUT, M10-8-B HEX NYLON ZINC LOCK	F81033-1	10	
20	BOLT, DIN933-M10X30-8.8-A2E HEX HEAD	F81003-111	4	
21	COVER, 80 MM RUBBER	089293	1	
22	PLATE, SIDE	555450-1	1	
23	BOLT, M10X75-8.8 HEX HEAD ZINC	F81003-15	4	
24	WASHER, 8.5 SPECIAL FLAT ZINC	F81054-11	4	
25	WASHER 8,2 SPLIT LOCK ZINC	F81054-4	4	
26	BOLT, M8X20-8.8-B HEX HEAD FULL THREAD Z	F81002-4	4	
27	COVER, REAR	555452-1	1	
28	BOLT, M6X16-5.8 HEX HEAD FULL THREAD ZIN	F81001-15	4	