

Wood-Mizer®

Parts Manual

LT20 Series AH	rev. E4.03
LT20 Series AH Wide	rev. E4.03
LT20 Series DH	rev. E3.03
LT20 Series DH Wide	rev. E3.03



Safety is our #1 concern! Read and understand all safety information and instructions before operating, setting up or maintaining this machine.

Form #620

Table of Contents

Section-Page

SECTION 1 BLADE GUIDE ASSEMBLIES

2-1

1.1	Blade Guide Assembly, Idle Side.....	2-1
1.2	Blade Guide Assembly, Drive Side.....	2-2
1.3	Blade Guide Arm Assembly.....	2-3
1.4	Blade Guide Arm w/Guard	2-4
1.5	Blade Guide Arm w/Guard, LT20 Wide	2-5
1.6	Blade Guide Arm Drive.....	2-6

SECTION 2 BLADE WHEELS & TENSIONER

3-1

2.1	Blade Wheel Assembly, Drive Side	3-1
2.2	Blade Wheel Assembly, Idle Side	3-2
2.3	Blade Tensioner Assembly	3-4

SECTION 3 SAW HEAD

4-1

3.1	Middle Throat Screw.....	4-1
3.2	Drive Belt Tensioner, DC Sawmills.....	4-2
3.3	Water Lube Assembly	4-4
3.4	Blade Lube System.....	4-6
3.5	LT20AC Saw Head Decals	4-7
3.6	LT20DC Saw Head Decals	4-9
3.7	Blade Housing Cover	4-11
3.8	Control Box (AC Sawmills).....	4-13
3.9	Control Box (DC Sawmills).....	4-15
3.10	Drum Switches	4-17
3.11	Sawdust Chute.....	4-18
3.12	Up/Down Cable Chain Assembly	4-19
3.13	Saw Head Transport Bracket	4-20
3.14	Saw Head Rest Pin Assembly (LT20ME15SAH7-2.2 Sawmills)	4-21
3.15	Saw Head Rest Pin Assembly (mobile sawmills)	4-22
3.16	Saw Head Rest Bracket. Plate Mount.	4-23
3.17	LT Sawmill Saw Head Rest Bracket.....	4-24
3.18	Saw Head Support Bracket (New M-type Frame, Mobile Sawmills)	4-25
3.19	Saw Head Support Bracket, LT20 Wide - "M" Frame	4-26
3.20	LT20 Laser Sight	4-27

SECTION 4 UP/DOWN ASSEMBLY

5-1

4.1	Up/Down Assembly, AC Mills	5-1
4.2	Up/Down Assembly, DC Mills	5-3
4.3	Up/Down Chain Tensioner Assembly.....	5-5
4.4	Battery Box Assembly (DC Sawmills)	5-6

Table of Contents

Section-Page

SECTION 5 UP/DOWN ROLLERS & BLADE HEIGHT SCALE

6-1

5.1	Up/Down Rollers.....	6-2
5.2	Blade Height Scale	6-4
5.3	Limit Switches.....	6-6

SECTION 7 POWER FEED & TRACK ROLLERS

7-1

7.1	Power Feed Assembly, AC Mills	7-1
7.2	Power Feed Assembly, DC Mills	7-3
7.3	Upper Track Rollers And Wipers	7-5
7.4	Lower Track Rollers	7-7

SECTION 8 BED FRAME ASSEMBLY

8-1

8.1	Bed Rail Assembly, Front (S/M Type Frame)	8-1
8.2	Bed Rail Assembly, Rear (S/M Type Frame)	8-2
8.3	Bed Rail Assembly, Front Middle (S/M Type Frame).....	8-3
8.4	Bed Rail Assembly, Rear Middle (S/M Type Frame).....	8-4
8.5	Bed Extension LT20 (0.9m) - Complete	8-5
8.6	Fine Adjust Outrigger Leg.....	8-7
8.7	Angled Bed Rail ("S" Type Frame)	8-8
8.8	Leg, Stationary (S & M Type Frame)	8-10
8.9	Angled Bed Rails for "M" Frame	8-12
8.10	Plate Set, M Type Frame Bed Rail 1-2 & 2-3 (Option)	8-14
8.11	Front Adjustable Leg (at the hitch)	8-15
8.12	Adjustable Legs.....	8-16
8.13	Pivot Bed Rail Assembly.....	8-17
8.14	Log Side Support Assembly	8-19
8.15	Tie Down Chain Assembly	8-21
8.16	Inspection Platform (DC Sawmills Only)	8-22
8.17	Inspection Platform (New M-type Frame, Mobile Sawmills).....	8-23
8.18	Inspection Platform for Wide "M" Frame	8-24
8.19	Inspection Platform (M-type Frame Sawmills).....	8-25
8.20	Remote Equipment for Installation on a Wall (Cutting Length of 6.5 m)	8-26
8.21	Remote Equipment for Installation on a Wall (Cutting Length of 6.5-10 m)	8-27
8.22	Guide Rail Support Post.....	8-28
8.23	Guide Rail Support Post.....	8-30
8.24	4-Post Remote Set	8-32
8.25	5-Post Remote Set	8-33
8.26	Octagonal Profile Sawing Tool (Option)	8-34
8.27	Sawmill Transport Bracket Assembly (Option).....	8-35
8.28	Bed Frame Decals.....	8-36
8.29	Stationary Legs for "M" Frame. 522944	8-37
8.30	Stationary Legs for "S" Frame. 526546	8-39
8.31	Inspection Platform (M-type Frame Sawmills). 555380	8-41

Table of Contents

Section-Page

SECTION 9 HYDRAULIC SYSTEM

9-1

9.1	Hydraulic System, LT20 Series A/DH	9-1
9.2	Hydraulic Hoses, LT20 Series A/DH	9-2
9.3	Hydraulic Hose Kit for MBX12/24H Bed Extensions, "M" Frame AH Sawmills ...	9-4
9.4	Hydraulic Hose Hanger Kit, "M" Frame (AH1-3), MBX12/24H1-4	9-6
9.5	Hydraulic Hose Hanger Kit, "M" Frame (AH4-7), MBX12/24H5-6	9-7
9.6	LT20 Hydraulic Boxes	9-8
9.7	Hydraulic Control Box, LT20 Series AH3	9-9
9.8	Hydraulic Control Box, LT20 Series AH5/7	9-11
9.9	Hydraulic Control Box, LT20 Series DH3	9-13
9.10	Hydraulic Control Box, LT20 Series DH5/7	9-16
9.11	Hydraulic Box, AH3 LT20AC (7-Section)	9-18
9.12	Shock Absorber Assembly - Option for Sawmills Equipped with Hydraulics	9-20
9.13	Hydraulic Power Supply Strip, DC	9-22
9.14	Positive Contact Assembly	9-23
9.15	Ground Contact Assembly	9-24
9.16	Hydraulic Power Supply Strip	9-25
9.17	Hydraulic System Switch (AC)	9-26
9.18	Hydraulic Log Loader	9-27
9.19	Hydraulic Log Loader for S, M, and M Super Frames w/2.5 t. and 2.6 t Trailers ..	9-29
9.20	Hydraulic Log Turner	9-31
9.21	Hydraulic Log Turner	9-33
9.22	Chain Log Turner	9-35
9.23	Hydraulic Log Side Support	9-37
9.24	Vertical Side Support Kit - L-type frame	9-39
9.25	Main Hydraulic Log Clamp (2 Rods)	9-41
9.26	Hydraulic Log Clamp - Main	9-43
9.27	Hydraulic Pull-Down Clamp	9-45
9.28	Main Log Clamp (540970)	9-47
9.29	Hydraulic Toe Board	9-49
9.30	Right Hydraulic Toe Board	9-51
9.31	Driven Log Levelling Roller (mounted on lower bed rail)	9-52
9.32	Driven Log Levelling Roller, Lower Bed Rail (Option)	9-54
9.33	Left Hydraulic Toe Board (mounted on lower bed rail)	9-56
9.34	Driven Log Levelling Roller, Right w/2 Cylinders (Option)	9-57
9.35	Driven Log Levelling Roller, Left w/2 Cylinders	9-59
9.36	Two-Plane Log Clamp - M-type Frame +100 (544213)	7-61
9.37	Front Box. 555407	7-63
9.38	Front Box. 555413	7-65
9.39	Rear Box. 555365	7-67
9.40	Front Box. 555461	7-69
9.41	Front Box. 555462	7-71
9.42	Front Box. 555426	7-73
9.43	Front Box. 555427	7-75

Table of Contents

Section-Page

9.44 Front Box. 555432 7-77
9.45 Front Box. 555433 7-79
9.46 Front Box. 555435 7-81
9.47 Rear Box. 555444 7-83
9.48 Front Box. 555429 7-86
9.49 Rear Box. 555445 7-88
9.50 Front Box. 555430 7-90

Table of Contents

Section-Page

Getting Service

Wood-Mizer is committed to providing you with the latest technology, best quality and strongest customer service available on the market today. We continually evaluate our customers' needs to ensure we're meeting current wood-processing demands. Your comments and suggestions are welcome.

General Contact Information

From Europe call your local distributor or our European Headquarters and Manufacturing Facility in Koło, Nagórna 114 St, Poland at **+48-63-2626000**. From the continental U.S., call our U.S. Headquarter 8180 West 10th St. Indianapolis, IN 46214, toll-free at **1-800-525-8100**. Ask to speak with a Customer Service Representative. Please have your machine identification number and your customer number ready when you call. The Service Representative can help you with questions about the operation and maintenance of your machine. He also can schedule you for a service call.

Office Hours:

Country	Monday - Friday	Saturday	Sunday
Poland	7 a.m.- 3 p.m.	Closed	Closed
US	8 a.m.- 5 p.m.	8 a.m.- 12 p.m	Closed

Please have your vehicle identification number and your customer number ready when you call.

Wood-Mizer will accept these methods of payment:

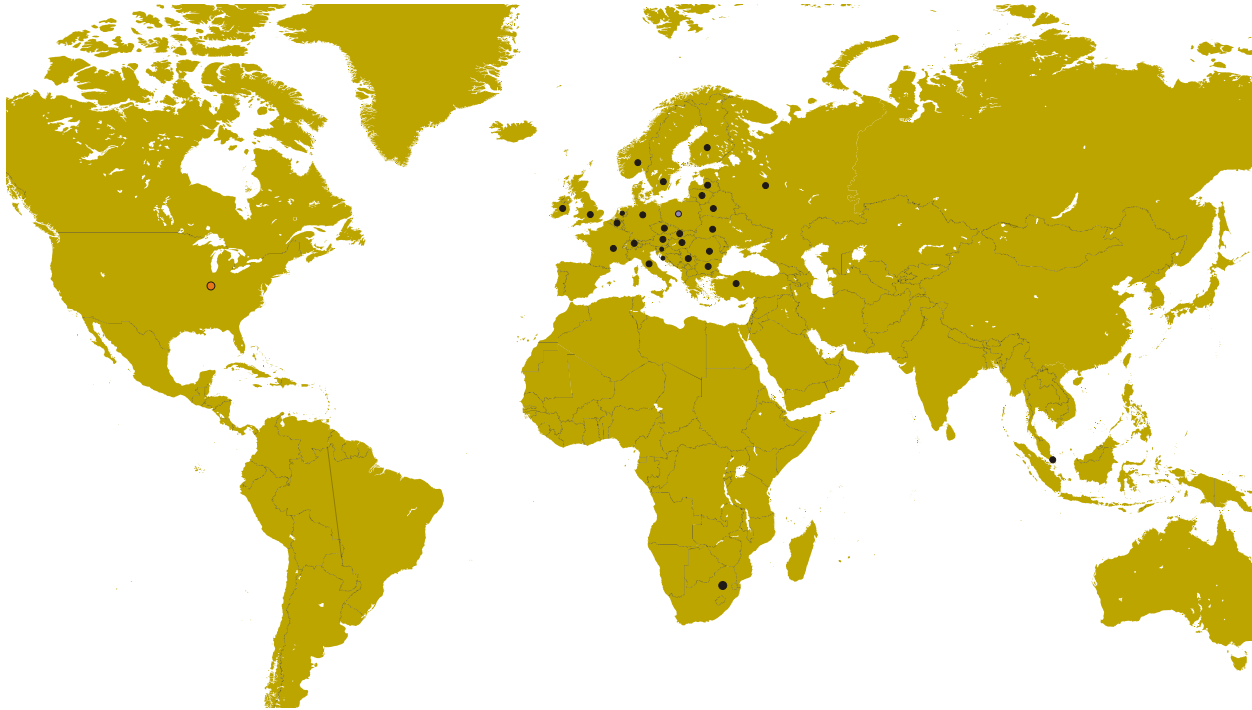
- Visa, Mastercard, or Discover
- COD
- Prepayment
- Net 15 (with approved credit)



Be aware that shipping and handling charges may apply. Handling charges are based on size and quantity of order.

Technical data are subject to change without prior notice.

Actual product may differ from product images. Some illustrations show machines with optional equipment.

Branches & Authorized Sales Centers Wood-Mizer Locations (North and South America)



EUROPE		UNITED STATES
<p> European Headquarters Wood-Mizer Industries Sp. z o.o. Nagórna 114, 62-600 Kořo, Poland Tel.: +48-63-26-26-000 Fax: +48-63-27-22-327 www.woodmizer.eu</p>		<p> World Headquarters Wood-Mizer LLC 8180 West 10th Street Indianapolis, Indiana 46214-2400, USA Tel.: +1-317-271-1542 Fax: +1-317-273-1011 www.woodmizer.com</p>
<p>BELARUS MOST-GRUPP Siemashko 15, k.3 Minsk 2200116 Tel.: +375-17-270-90-08 Fax: +375-17-270-90-08 GSM: +375-29-649-90-80 e-mail: most-by@mail.ru</p>	<p>SWITZERLAND Stefan Wespi Maschinen u. Geräte Spezialarbeiten GmbH Eichstraße 4 6353 Weggis Tel.: +41-413-900-312 GSM: +41-799-643-594 info@woodmizer.ch www.woodmizer.ch</p>	<p>RUSSIA Dariusz Mikołajewski OOO WOOD-MIZER INDUSTRIES 141031, Moscow Reg., Mytishenski raj., pos. Veshki, Zavodskaja str., 3B Tel.Fax: +7(495) 788-72-35 Tel.Fax: +7(495) 641-51-60 e-mail: dariuszm@woodmizer-moscow.ru</p>
<p>BULGARIA Kalin Simeonov Ecotechproduct 38 Star Lozenski pat str. Sofia 1186 Tel.: +359-2-462-7035 Tel.: +359-2-963-1656 Tel./Fax : +359-2-979-1710 Kalin Simeonov GSM: +3592-963-2559 e-mail: office@ecotechproduct.com</p>	<p>HUNGARY Wiktor Turoczy Wood-Mizer Hungary K.F.T. Szonyi Ut 67., 2921 Komárom Tel./Fax: +36-34-346-255 e-mail: woodmizer@woodmizer.hu</p>	<p>RUSSIA Far East Wladimir Głazaczew "WM Service" Krasnoretchenskaya Str.111 680006 Khabarovsk Tel./Fax: +7-914-541-1183 e-mail: wms-khv@mail.ru</p>

<p>CROATIA Krešimir Pregernik Pregimex d.o.o. S. Batušića 31, 10090 Zagreb Tel./Fax: +3851-38-94-668 Krešimir Pregernik GSM: +3851-98-207-106 e-mail: Kresimir.Pregernik@gmail.com</p>	<p>ITALY Pasquale Felice Wood-Mizer Italia Srl Cda. Capoiaccio SN 86012 Cercemaggiore Campobasso Tel./Fax: +39-0874-798-357 GSM: +39-333-281-03-79 e-mail: wmitaliasrl@gmail.com</p>	<p>SERBIA Dragan Markov Wood-Mizer Balkan d.o.o. Svetosavska GA 3/3; P. Fah 25 23 300 Kikinda Tel./Fax: +381-230-25-754 Tel./Fax: +381-230-23-567 GSM: +381-63-568-658 e-mail: office@woodmizer.co.yu</p>
<p>CZECH REPUBLIC Miroslav Greill Wood-Mizer CZ s.r.o. Za Kasárny 946 339 01 Klatovy Tel: +420-376-312-220 GMS: +420-608-111-104 Miroslav Greill GMS: + 420-602-439-799 E-mail: woodmizer@woodmizer.cz</p>		<p>SLOVAKIA Wiktor Turoczy Wood-Mizer Danubia s.r.o. Hadovce 5, 94501 Komárno Tel.: +421-35-77-40-316 Fax: +421-35-7740-326 GSM: +421-905-930-972 e-mail: woodmizer@woodmizer.sk</p>
<p>CZECH REPUBLIC Lubomir Kudlik Wood-Mizer Moravia Sovadinova 6 69002 Breclav Tel./Fax: +420-519-322-443 Lubomir Kudlik GSM: +420-602-734-792 e-mail: info@wood-mizer.net</p>	<p>LATVIA Vilmars Jansons OBERTS Ltd Gaujas str. 32/2 LV-2167 Marupe, Rigas Raj. Tel.: +371-7-810-666 Fax: +371-7-810-655 Vilmars Jansons GSM: +371-92-06-966 Andris Orols GSM: +371-28-33-07-90 e-mail: andris@oberts.lv</p>	<p>TURKEY Er-Ka Ahsap Profil Kerestecilik San. ve Tic. Ltd. Sti. Adana Keresteciler Sitesi 191 sk No.41 ADANA Tel.: +90-322-346-15-86 Fax: +90-322-345-17-07 GSM: +90-533-363-18-44 e-mail: info@erkaahsap.com.tr</p>
<p>FINLAND Howard Blackbourn Oy Falkberg Jordbruk Ab Falkintie 220 25610 Ylonkyla Tel.: +358-2732-2253 Fax: +358-2732-2263 Howard Blackbourn GSM: +358-440-424-339 e-mail: falkberg@woodmizer.fi</p>	<p>LITHUANIA Andrius Zuzevicius UAB Singlis Savanoriu pr. 187, 2053 Vilnius Tel.: +370-5-2-32-22-44 Fax: +370-5-2-64-84-15 GSM: +370-620-28-645 e-mail: andrius.z@singlis.lt Dmitrij Gaiduk GSM: +370-69-84-51-91 e-mail: dmitrijus.g@singlis.lt</p>	<p>UKRAINE Ivan Vinnicki MOST UKRAINA bul. Myru 3, Bajkivtsi Ternoplskij r-j Ternopolska oblast 47711 Ukraine Tel/Fax: +38 (0352) 52 37 74 GSM: +38 (067) 352 54 34 GSM: +38 (067) 674 50 68 E-mail: most-ukraine@ukr.net</p>
<p>FRANCE Tizoc Chavez Wood-Mizer France 556 chemin des Embouffus, ZAC des Basses Echarrieres 38440 SAINT JEAN DE BOURNAY Tel: +33-4 74 84 84 44 GSM: +33-607 52 02 82 Mail: tchavez@woodmizer.fr</p>	<p>NORWAY Tor Bakken Flaathe Bakken Flaathe A/S Løkenvegen 5, 2034 Holter Tel: + 47-638 74 989 Sales: + 47- 412 80 076 Service: +47- 975 87 588 post@woodmizer.no www.woodmizer.no</p>	<p>UNITED KINGDOM & IRELAND Wood-Mizer UK Hopfield Barn Kenward Road, Yalding Kent ME18 6JP, UK Tel.: +44-1622-813-201 Fax: +44-1622-815-534 e-mail: info@woodmizer.co.uk</p>
<p>SLOVENIA Jan Fale FAMTEH d.o.o. Gacnikova pot 2, 2390 Ravne na Koroskem Tel.: +386-2-62-04-232 Fax: +386-2-62-04-231 Jan Fale GSM: +386-2-62-04-230 e-mail: jan.fale@famteh.si Matjaz Kolar Tel.: +386-2-62-04-232 GSM: +386-31-775-999 e-mail: matjaz.kolar@famteh.si</p>		

<p>GERMANY/AUSTRIA Klaus Longmuss Wood-Mizer GmbH Dorfstraße 5, 29485 Schletau Büro Tel: +49-5883 988 010 Werkstatt Tel: +49-5883 988 220 Ersatzteilservice Tel: +49-58 83 - 98 80 250 Schärfservice Tel: +49-58 83 - 98 80 270 E-mail: info@woodmizer.de www.woodmizer.de Klaus Longmuss Tel.: +49-5883-9880-12 GSM: +49-17-298-55-892 e-mail: KLongmuss@woodmizer.de</p>	<p>Subagent: SWEDEN Kjell Larsson Mekwood AB Slingan 14, 812 41 Gästrike-Hammarby Tel.: +46-290-515-65 Kjell Larsson GSM: +46-706-797-965 e-mail: kjell.larsson@mekwood.se</p>	<p>IRELAND Wood-Mizer Ireland Stephen Brennan Cum Lahardane Ballina County Mayo Tel: +353 96 51345 E-mail: brennanmill@ericom.net</p>
<p>Subagents: DENMARK Kevin Christiansen Kevin Christiansen's savværker PMV Arnborgvej 40, 7330 Brande- Fasterholt Mobile: +45 61468763 Mobile: +45-23495828 Info@woodmizer.dk www.woodmizer.dk</p>	<p>ROMANIA Adrian Echert SC WOOD-MIZER RO SRL TRANSILVANIEI Nr. 5 Sibiu, Cisanadie 555300 Tel./Fax: : +40-369-405-433 GSM: +40-745-707-323 e-mail: aechert@woodmizer.ro</p>	<p>Regional Manager - Asia Robert Moxham Regional Direction - Asia Wood-Mizer Asia Manufacturing Co., Ltd. No.2, Gongyequ 40th Rd. Xitun District, Taichung City, 40768, Taiwan, R.O.C. TEL: +886-4-2359 3022 FAX: +886-4-2359 3205 CELL: +886-9-0568 7708 EMAIL: RMoxham@woodmizer.com www.woodmizerasia.com Skype: r.g.moxham</p>
<p>NETHERLANDS Gerlo Breukers Breukers Houtzagerij en Bosbouwmachines Hazenweg 5, 7481 PC Haaksbergen Tel: +31-535741326 Mobile: +31-620419412 info@woodmizer.nl www.woodmizer.nl</p>	<p>Subagent: ROMANIA M. Echert S.C. Echert Comprod s.r.l Str. Schitului Nr. 6, Apt.7 etajul-1 725 70 Vatra Dornei, Romania Tel./Fax: +40-230-374-235 Tel. : +40-740-35-35-74</p>	<p>Regional Manager - Africa Gavin Prowse Regional Sales Director - Africa Wood-Mizer Africa (Pty) Ltd. Unit 1, Leader Park 20 Chariot Street Stormill Ext.5 Maraisburg, Johannesburg South Africa TEL: +27 11 473 1313 FAX: +27 11 473 2005 CELL: +27 71 398 8010 EMAIL: growse@woodmizer.com www.woodmizerafrica.com Skype: gavin.prowse</p>

USA World Headquarters

Serving North & South America, Oceania, East Asia

Wood-Mizer LLC
8180 West 10th Street
Indianapolis, IN 46214

Phone: 317.271.1542 or 800.553.0182
Customer Service: 800.525.8100
Fax: 317.273.1011
Email: infocenter@woodmizer.com

Brazil Headquarters

Serving Brazil

Wood-Mizer do Brasil
Rua Dom Pedro 1, No: 205 Bairro: Sao Jose
Ivoti/RS CEP:93.900-000

Tel: [+55 51 9894-6461](tel:+55-51-9894-6461)/ [+55 21 8030-3338](tel:+55-21-8030-3338)/ [+55 51 3563-4784](tel:+55-51-3563-4784)
Email: info@woodmizer.com.br

Canadian Headquarters

Serving Canada

Wood-Mizer Canada
396 County Road 36, Unit B
Lindsay, ON K9V 4R3

Phone: 705.878.5255 or 877.357.3373
Fax: 705.878.5355
Email: ContactCanada@woodmizer.com

Europe Headquarters

Serving Europe, Africa, West Asia

Wood-Mizer Industries Sp z o.o.
Nagorna 114
62-600 Kolo, Poland

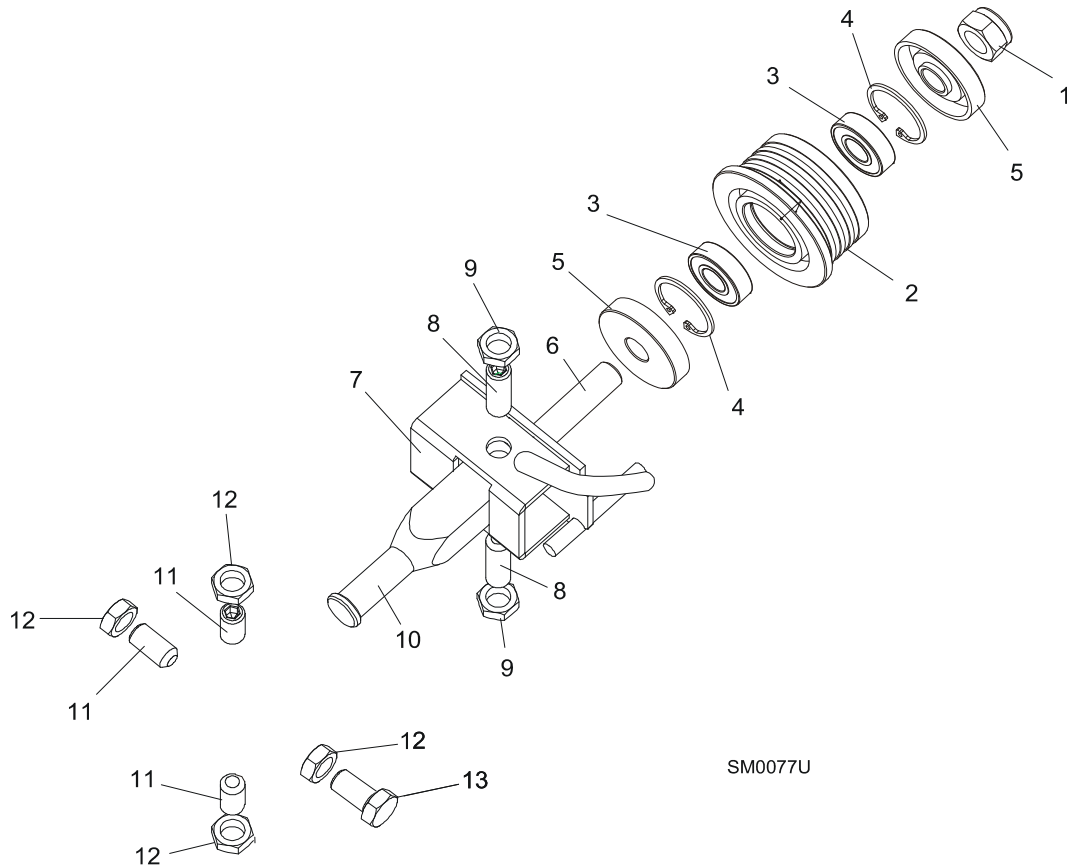
Phone: [+48.63.26.26.000](tel:+48-63-26-26-000)
Fax: [+48.63.27.22.327](tel:+48-63-27-22-327)

Branches & Authorized Sales Centers

For a complete list of dealers, visit www.woodmizer.com

SECTION 1 BLADE GUIDE ASSEMBLIES

1.1 Blade Guide Assembly, Idle Side

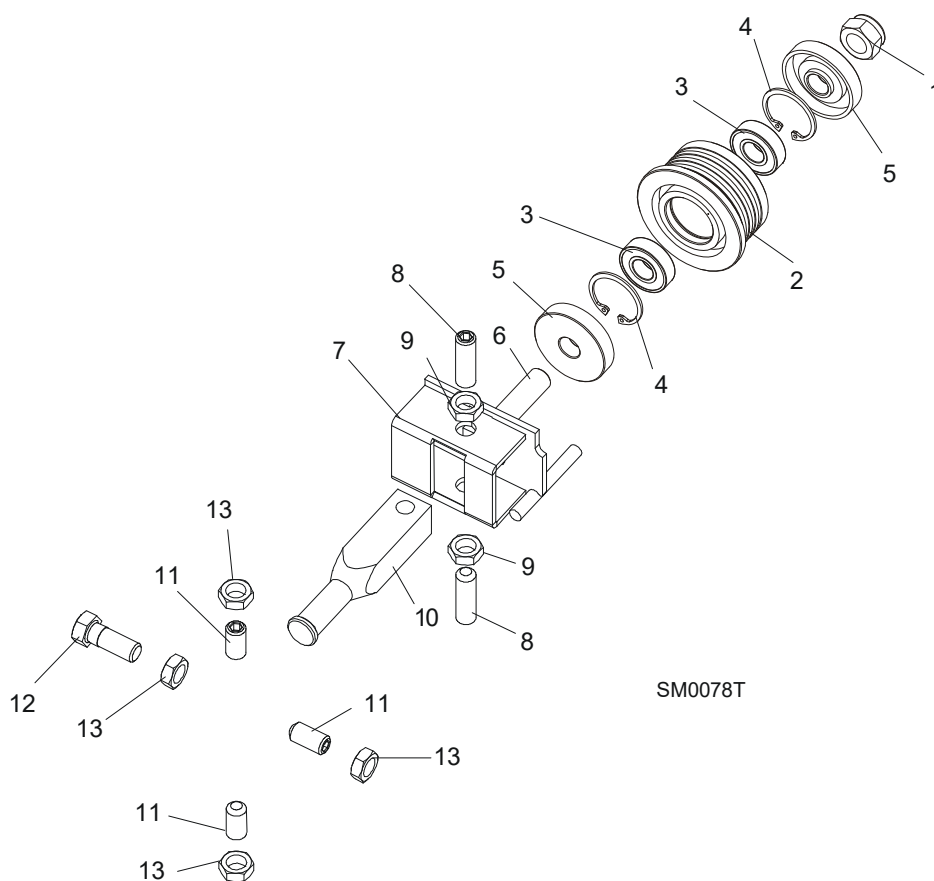


REF.	DESCRIPTION (◆ Indicates Parts Available in Assemblies Only)	PART #	QTY
	BLADE GUIDE ASSEMBLY, IDLE SIDE	094683	1
	Roller, Blade Guide Complete Standard	087887	1
1	Nut, M12-8 Hex Nylon Zinc Lock	F81034-2	1
2	Roller, Blade Guide Narrow	087889	1
3	Bearing, 6001 2RSR FAG	087893	2
4	Ring, W28 Inside Retaining	F81090-9	1
5	Washer, Zinc-plated Spacer	087891-1	2
6	Shaft, Blade Guide Roller Zinc-plated	087763-1	1
7	Bracket Weldment, Idle Side Blade Guide	094681-1	1
8	Screw, M10x1x40 DIN 913 A2-70 Stainless Steel Set	F81015-2	2
9	Nut, M10x1-04-ST-A2 ISO 8675 Thin	F81033-10	2
10	Shaft, Blade Guide Mount Zinc-Plated	503588-1	1
11	SCREW, M10X1X25 DIN 913 STAINLESS STEEL SET	F81015-4	3
12	NUT, M10x1-04-ST-A2 ISO 8675 THIN	F81033-10	4
13	BOLT, M10X1X25 DIN 933 STAINLESS STEEL	F81003-28	1

1 Blade Guide Assemblies

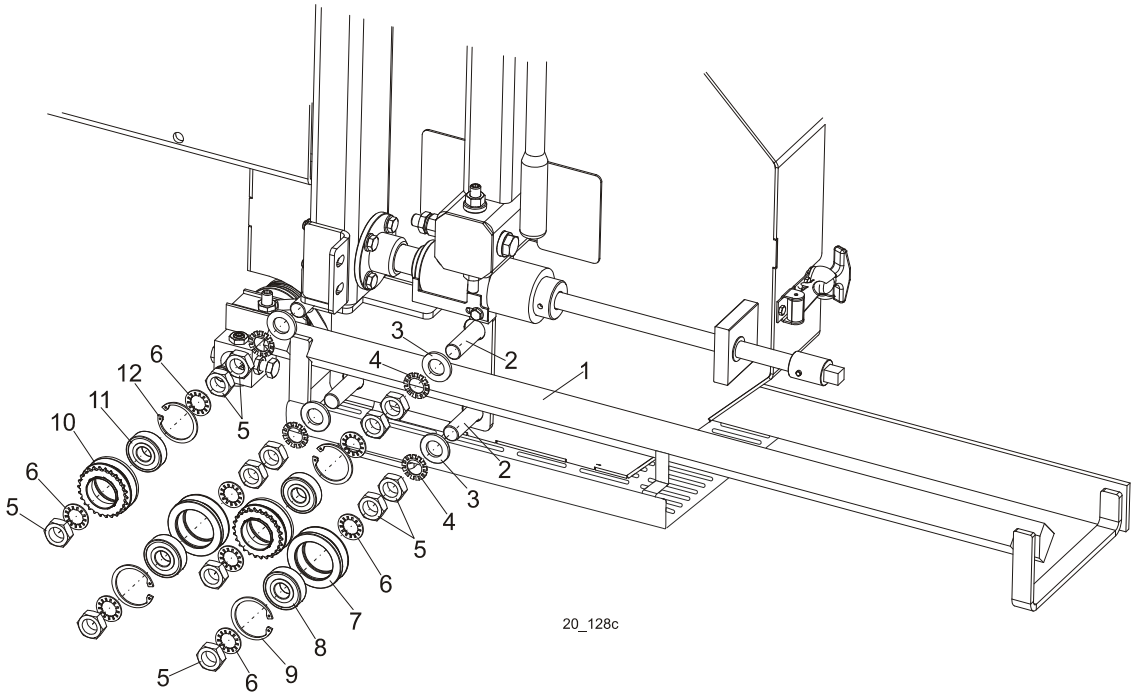
Blade Guide Assembly, Drive Side

1.2 Blade Guide Assembly, Drive Side



REF.	DESCRIPTION (◆ Indicates Parts Available in Assemblies Only)	PART #	QTY
	BLADE GUIDE ASSEMBLY, DRIVE SIDE	094682	1
	Roller, Blade Guide Complete Standard	087887	1
1	Nut, M12-8 Hex Nylon Zinc Lock	F81034-2	1
2	Roller, Blade Guide Narrow	087889	1
3	Bearing, 6001 2RSR FAG	087893	2
4	Ring, W28 Inside Retaining	F81090-9	1
5	Washer, Zinc-plated Spacer	087891-1	2
6	Shaft, Blade Guide Roller Zinc-plated	087763-1	1
7	Bracket Weldment, Blade Guide	094679-1	1
	Screw Kit, Blade Guide Adjustment w/Nuts (for two blade guide assemblies)	K09942	1
8	Screw, M10x1x40 DIN 913 A2-70 Stainless Steel Set	F81015-2	2
9	Nut, M10x1-04-ST-A2 ISO 8675 Thin	F81033-10	2
10	Shaft, Blade Guide Mount Zinc-Plated	503588-1	1
11	SCREW, M10X1X25 DIN 913 STAINLESS STEEL SET	F81015-4	3
12	BOLT, M10X1X25 DIN 933 STAINLESS STEEL	F81003-28	1
13	NUT, M10x1-04-ST-A2 ISO 8675 THIN	F81033-10	4

1.3 Blade Guide Arm Assembly



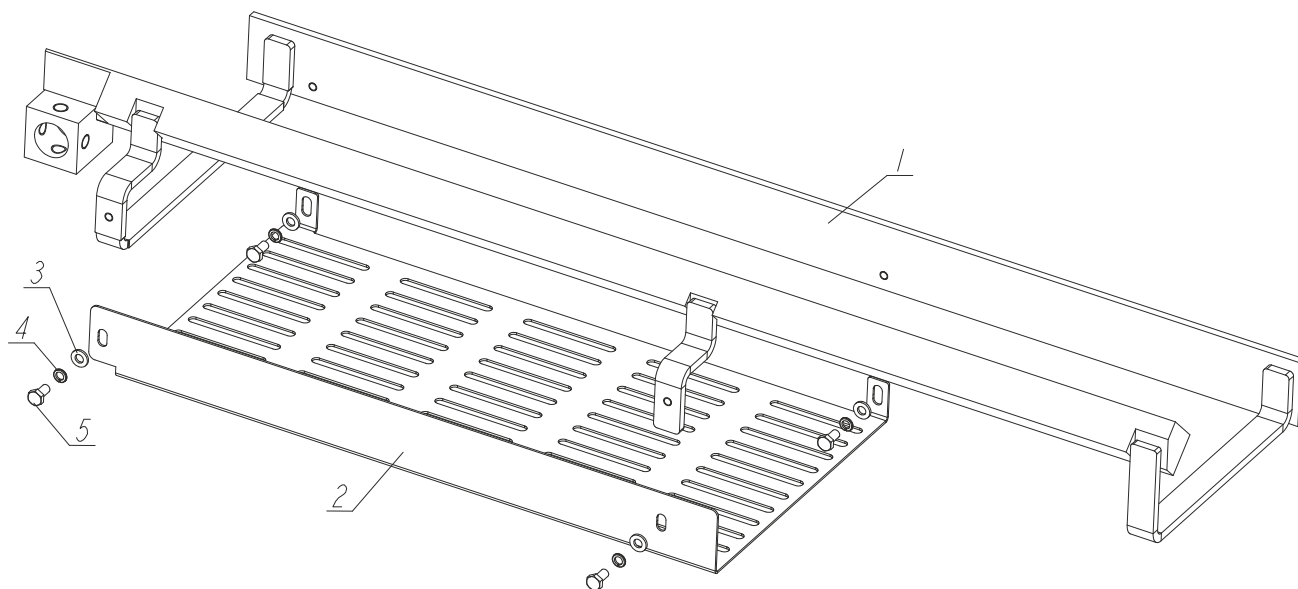
REF.	DESCRIPTION (◆ Indicates Parts Available in Assemblies Only)	PART #	QTY	
1	ARM, BLADE GUIDE W/GUARD	525591	1	
2	BOLT WELDMENT, BLADE GUIDE ECCENTRIC	086508-1	4	
3	WASHER, 17 FLAT ZINC	F81058-1	4	
4	WASHER, 5/8 STAR ET	F05011-26	4	
5	NUT, 5/8-18 HEX JAM	F05010-11	12	
6	WASHER, 5/8 STAR IT	F05011-25	8	
	ROLLER ASSEMBLY, V-GROOVE WITH BEARING	093855	2	
7	Roller, Blade Guide Arm V-Groove	093856-1	1	◆
8	Bearing, 6203 2RSP6-5/8 CX	095087	1	
9	Ring, W40 Inside Retaining	F81090-3	1	
	ROLLER ASSEMBLY, V-GROOVE W/SPROCKET	501496	2	
10	Roller, Zinc-Plated w/Sprocket	501495-1	1	◆
11	Bearing, 6203 2RSP6-5/8 CX	095087	1	
12	Ring, W40 Inside Retaining	F81090-3	1	

1 Blade Guide Assemblies

Blade Guide Arm w/Guard

1.4 Blade Guide Arm w/Guard

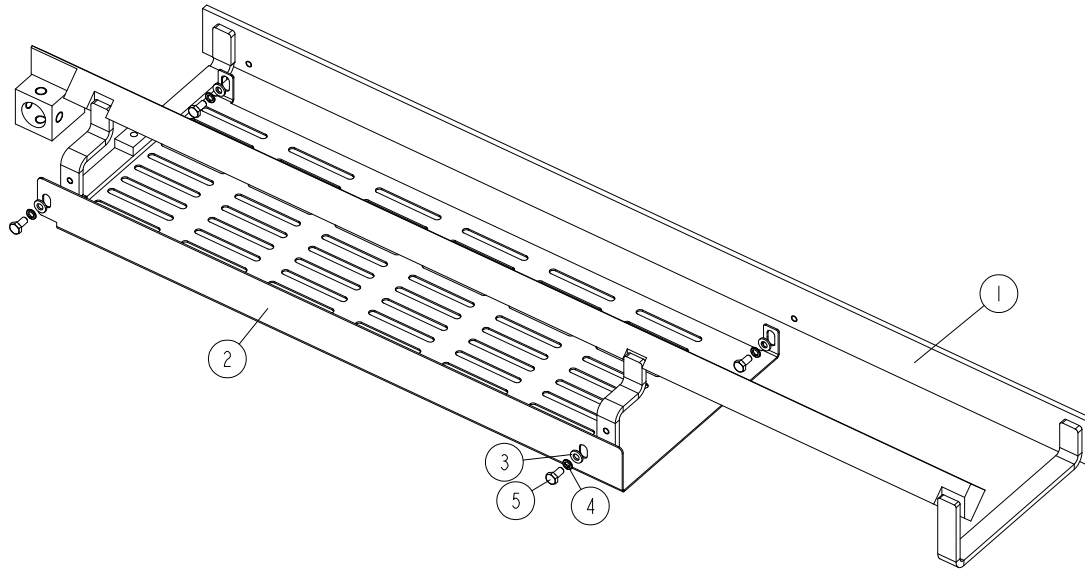
525591_001
525591_MANUAL



REF.	DESCRIPTION (◆ Indicates Parts Available in Assemblies Only)	PART #	QTY
-	ARM, LT20 BLADE GUIDE W/GUARD	525591	1
1	ARM, LT20 BLADE GUIDE	524302-1	1
2	GUARD, BOTTOM	524305-1	1
3	WASHER, 6.4 FLAT ZINC	F81053-1	4
4	WASHER, Z 6.1 SPLIT LOCK ZINC	F81053-3	4
5	BOLT, M6X12 8.8 HEX HEAD FULL THREAD ZINC	F81001-7	4

1.5 Blade Guide Arm w/Guard, LT20 Wide

580540_001
580540

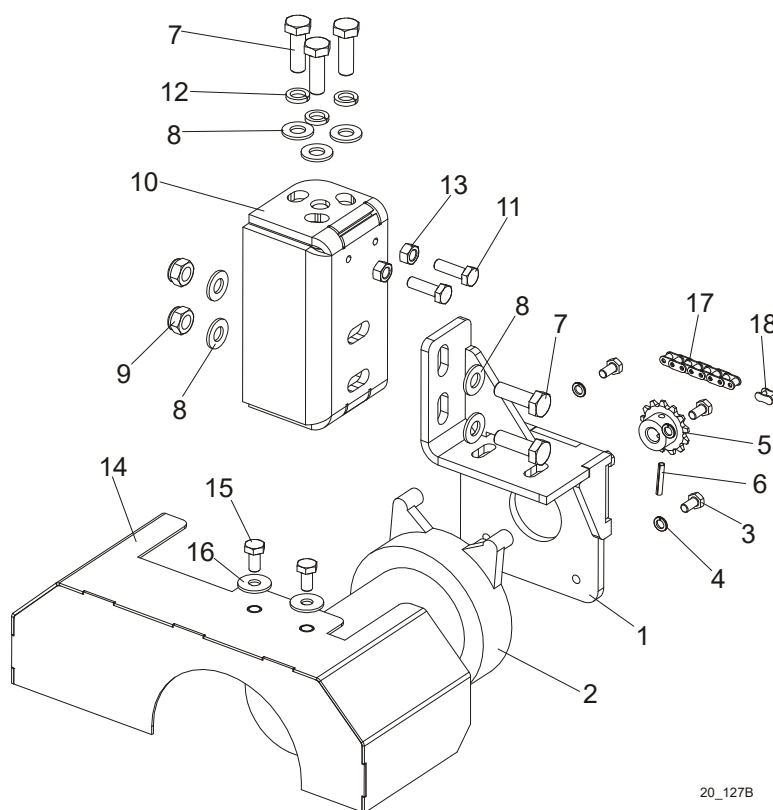


REF	DESCRIPTION (u indicates parts available in assemblies only)	PART #	QTY
-	ARM, LT20 WIDE BLADE GUIDE W/GUARD	580540	1
1	ARM, LT20 WIDE BLADE GUIDE	580541-1	1
2	GUARD, BOTTOM	580539-1	1
3	WASHER, 6.4 FLAT ZINC	F81053-1	4
4	WASHER, Z 6.1 SPLIT LOCK	F81053-3	4
5	BOLT, M6X12-8.8 HEX HEAD FULL THREAD ZIN	F81001-7	4

1 Blade Guide Assemblies

Blade Guide Arm Drive

1.6 Blade Guide Arm Drive

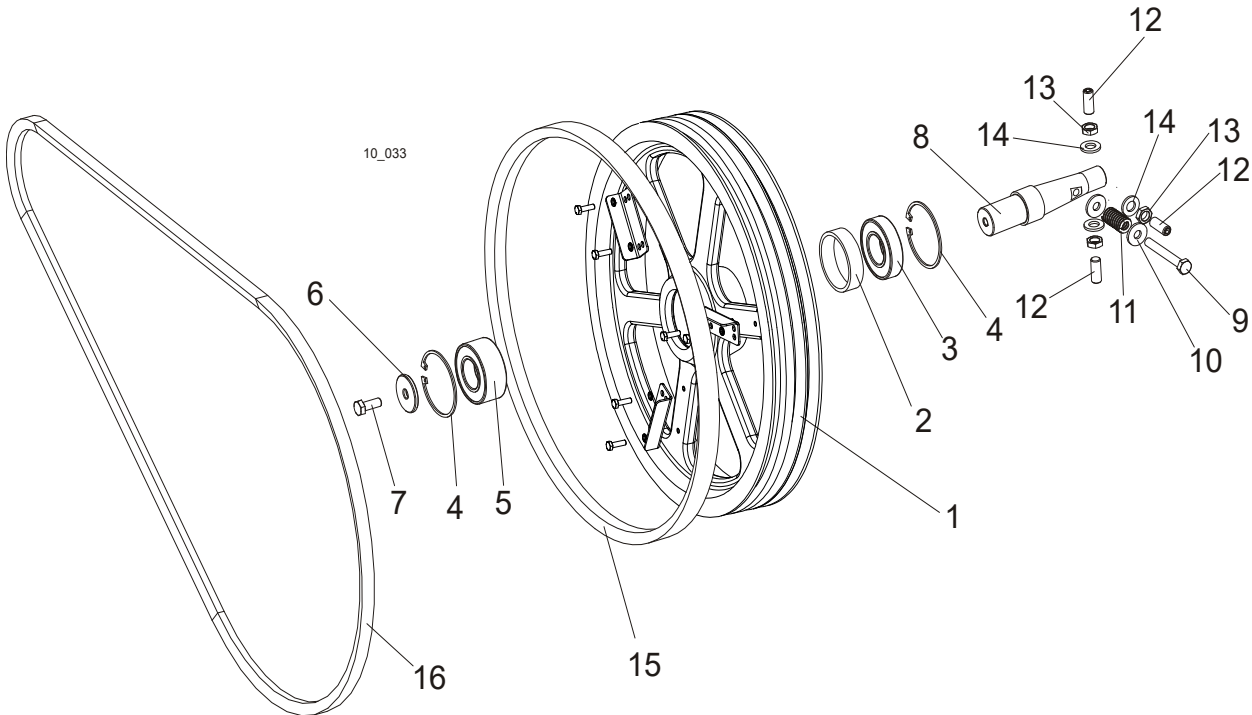


20_127B

REF.	DESCRIPTION (◆ Indicates Parts Available in Assemblies Only)	PART #	QTY
	DRIVE ASSEMBLY, BLADE GUIDE ARM	096396	1
1	BRACKET, BLADE GUIDE ARM MOTOR MOUNT	096390-1	1
2	MOTOR, 1/30HP 12VDC GEAR	079214	1
	SHAFT KIT, OUTPUT	061233	1
	.BRUSH ASSEMBLY W/END CAP	061234	1
	GEAR KIT	061232	1
3	BOLT, #10-32X1/2 HH	F05004-60	4
4	WASHER, 5.1 SPLIT LOCK ZINC	F81052-2	4
5	SPROCKET ASSEMBLY, 25B13X.3130	P09970	1
6	PIN, 1/8X3/4 ROLL	F05012-6	1
7	BOLT, M8x25-8.8-B HEX HEAD FULL THREAD ZINC	F81002-5	5
8	WASHER, 8.4 FLAT ZINC	F81054-1	7
9	NUT, M8-8-B HEX NYLON ZINC LOCK	F81032-2	2
10	BRACKET, BLADE GUIDE ARM DRIVE	501265-1	1
11	BOLT, M6x20-8.8 HEX HEAD FULL THREAD ZINC	F81001-2	2
12	WASHER, 8.2 SPLIT LOCK ZINC	F81054-4	3
13	NUT, M6-8 HEX ZINC	F81031-1	2
14	COVER, LT20 BLADE GUIDE ARM MOTOR	097424-1	1
15	BOLT, M6X12-8.8 HEX HEAD FULL THREAD ZINC	F81001-7	2
16	WASHER, 6.5 SPECIAL FLAT ZINC	F81053-11	2
17	CHAIN, #25X20-1/4 (81 PITCHES)	P09984	1
18	LINK, 25 MASTER	P09983	1

SECTION 2 BLADE WHEELS & TENSIONER

2.1 Blade Wheel Assembly, Drive Side

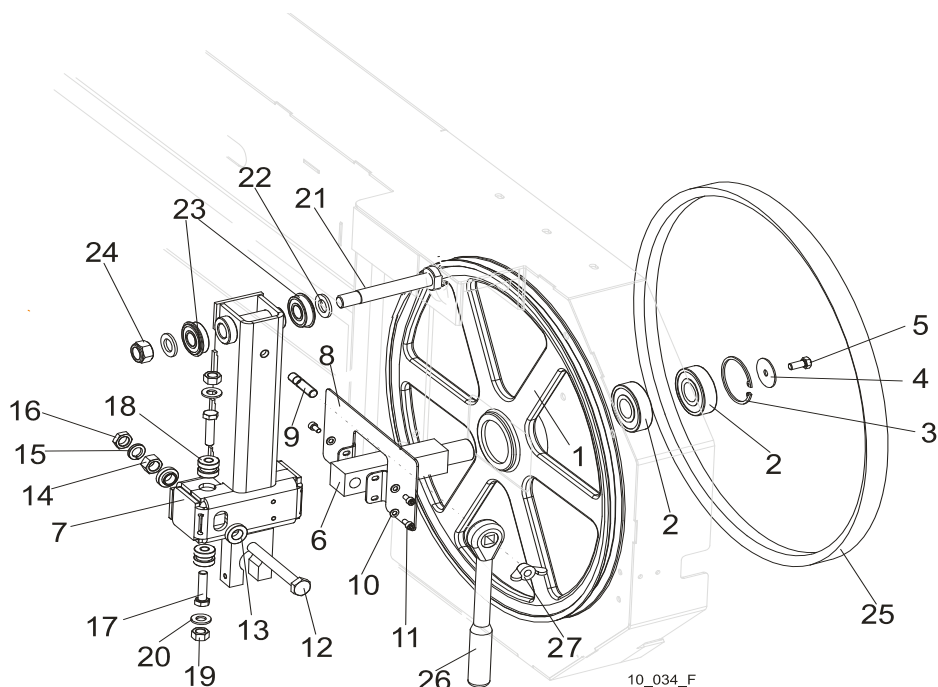


REF.	DESCRIPTION (◆ Indicates Parts Available In Assemblies Only)	PART #	QTY
	BLADE WHEEL, DRIVE SIDE - COMPLETE	550620	1
1	WHEEL, LT20 DRIVE SIDE	090646-1	1
2	BUSHING, SPACER	096778	1
3	BEARING, 6207 2RS 35X72X17 FAG	014811	1
4	RING, W72 INSIDE RETAINING	F81090-4	2
5	BEARING, 3207B, 2RSR. TVH FAQ	092005	1
6	WASHER, CLAMPING	092006	1
7	BOLT, M10X25-8.8 HEX HEAD FULL THREAD ZINC	F81003-11	1
8	SHAFT, DRIVE SIDE BLADE WHEEL	093850	1
9	BOLT, M10X75-8.8 HEX HEAD ZINC	F81003-15	1
10	WASHER, 10.5 SPECIAL FLAT ZINC	F81055-6	2
11	SPRING, 3/4 O.D.X 1 1/2 DIE	034430	1
12	SCREW, M12X1.25X30 DIN913 STAINLESS STEEL SET	F81016-1	3
13	WASHER, 13 FLAT ZINC	F81056-1	3
14	NUT, M12X1.25 DIN439 STAINLESS STEEL THIN	F81034-9	3
15	V-BELT, B57	P04185-3	1
16	BELT, BX81 DRIVE	014819 -2	1

2 Blade Wheels & Tensioner

Blade Wheel Assembly, Idle Side

2.2 Blade Wheel Assembly, Idle Side



REF.	DESCRIPTION (◆ Indicates Parts Available In Assemblies Only)	PART #	QTY
	WHEEL ASSEMBLY, IDLE SIDE BLADE	A08218	1
1	WHEEL ASSEMBLY, 18.62" BLADE IDLE SIDE	P08125	1
2	BEARING, 6305 2RS NSK IDLE SIDE WHEEL	P08066	2
3	RING, 2 7/16" INSIDE RETAINING	F04254-21	1
	HOUSING, LT10 & LT15 IDLER SHAFT, COMPLETE	100180	1
4	WASHER, IDLE SIDE WHEEL RETAINING	093854-1	1
5	BOLT, M8X25-8.8-B HEX HEAD FULL THREAD ZINC	F81002-5	1
6	SHAFT, IDLE SIDE BLADE WHEEL (METRIC)	096045	1
	HOUSING, IDLER SHAFT COMPLETE	508145	1
7	HOUSING, IDLER SHAFT WELDED/PAINTED	508144-1	1
8	COVER, HOUSING, IDLER SHAFT COMPLETE PAINTED	508128-1	1
9	BOLT M10X35-8.8	F81003-9	1
10	WASHER, 5.3 FLAT ZINC	F81052-1	3
11	SCREW, M5x10 DIN912 A2-70 HEX SOCKET HEAD	F81000-23	3
12	BOLT, M12X1,25X100-8.8 HEX HEAD FULL THREAD ZINC	F81004-41	1
13	WASHER, FLANGED ZINC-PLATED	086769-1	2
14	NUT, M12X1,25-8 HEX ZINC	F81034-8	1
15	WASHER, 12.2 SPLIT LOCK ZINC	F81056-2	1
16	NUT, M12x1.25 DIN439 THIN STAINLESS STEEL	F81034-5	1
17	BOLT, M10 X 40-8.8 HEX HEAD FULL THREAD ZINC	F81003-16	2
18	BUSHING, M10 IDLER SHAFT HOUSING	086987	2
19	NUT, M10-8-B HEX HEAD ZINC	F81033-3	2
20	WASHER, 10.5 FLAT ZINC	F81055-1	2
21	PIN, IDLER ARM MOUNT	086404	1
22	WASHER, 17 FLAT ZINC	F81058-1	2
23	BEARING, 6203-2RS NR NSK W/SNAP RING	086395	2
24	NUT, M16-8 HEX NYLON ZINC LOCK	F81036-2	1

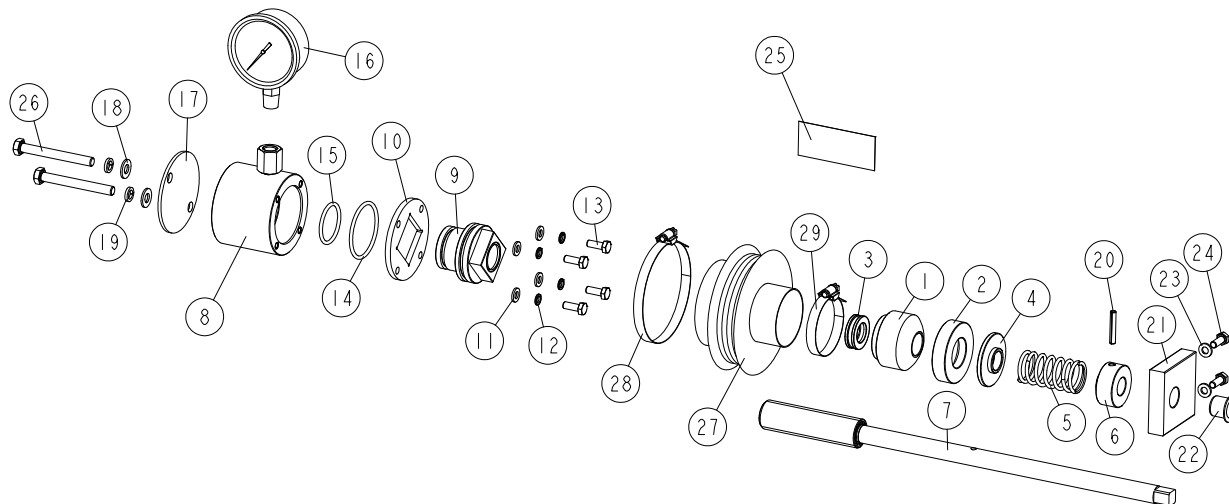
25	V-BELT, B57	P04185-2	1	
26	WRENCH, LT20 BLADE TENSION	091620	1	
27	NUT, M10 WING	F81033-8	1	

2 Blade Wheels & Tensioner

Blade Tensioner Assembly

2.3 Blade Tensioner Assembly

510640_001
510640_MANUAL

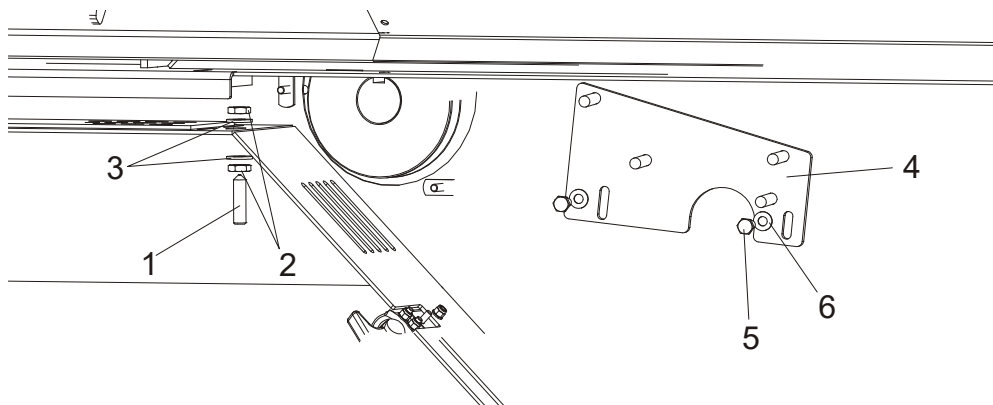


REF	DESCRIPTION (u indicates parts available in assemblies only)	PART #	QTY
-	COMPLETE BLADE TENSIONER	510640	1
1	HOUSING, BALL THRUST BEARING	510635	1
2	SOCKET, BEARING HOUSING	510634-1	1
3	BEARING, 51103. BALL THRUST	086675	1
4	WASHER	510633-1	1
5	SPRING, 60X23X3	088992	1
6	BUSHING, BLADE TENSIONER SCREW	510636-1	1
7	SCREW, BLADE TENSIONER ZINC-PLATED	510650-1	1
-	CYLINDER ASSEMBLY	510641	1
8	CYLINDER ASSEMBLY WITH REDUCTION	550762-1	1
9	PISTON	510638	1
10	PLATE, CYLINDER	510490-1	1
11	WASHER, 6.4 FLAT ZINC	F81053-1	4
12	WASHER, Z 6.1 SPLIT LOCK	F81053-3	4
13	BOLT, M6X16-5.8 HEX HEAD FULL THREAD ZIN	F81001-15	4
14	O-RING, 46.2X3	510646	1
15	O-RING, 32.2X3	510647	1
16	GAUGE, 3000PSI/200 BAR OIL PRESSURE	505176	1
17	COVER, TENSIONER	550761-1	1
18	WASHER, 8.4 FLAT ZINC	F81054-1	2
19	WASHER 8,2 SPLIT LOCK ZINC	F81054-4	2
20	PIN 5X30 ROLL	F81044-21	1
21	BLOCK, TENSIONER HANDLE MOUNT	096730	1
22	BUSHING, GFM-1618-17	089589	1
23	WASHER, 6.4 FLAT ZINC	F81053-1	2
24	BOLT, M6X16-5.8 HEX HEAD FULL THREAD ZIN	F81001-15	2
25	DECAL, BLADE TENSION INDICATOR ADJUSTMEN	589604	1
26	BOLT, M8X70-8.8 HEX HEAD ZINC	F81002-71	2
-	BELLOWS, COMPLETE	515050	1

REF	DESCRIPTION (u indicates parts available in assemblies only)	PART #	QTY	
27	BELLOWS	515051	1	
28	CLAMP, 70-80MM DIA.	F81095-5	1	
29	CLAMP, 40-60MM DIA.	F81095-4	1	

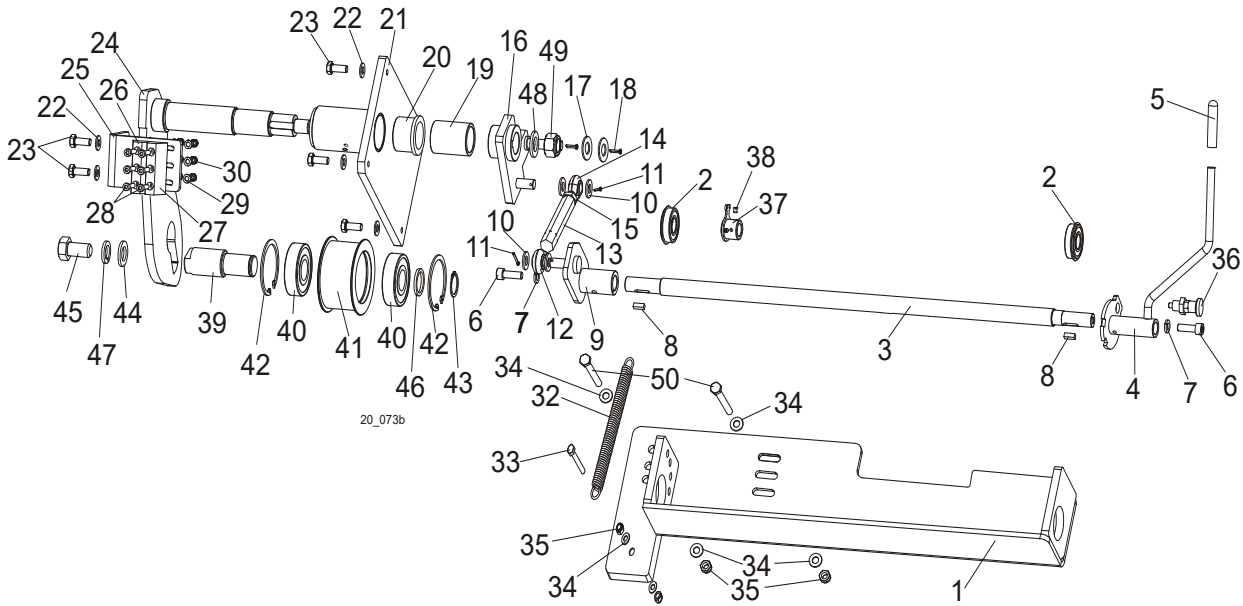
SECTION 3 SAW HEAD

3.1 Middle Throat Screw



REF.	DESCRIPTION (◆ Indicates Parts Available In Assemblies Only)	PART #	QTY	
1	SCREW, M10 X 40-45H HEX SOCKET SET CONE POINT ZINC	F81003-61	1	
2	NUT, M10-8-B ZINC HEX	F81033-6	2	
3	WASHER, 10.5 ZINC FLAT	F81055-1	2	
4	BRACKET, DRIVE BELT SUPPORT, UPPER	092668-1	1	
5	BOLT, M8X20-5.8 HEX HEAD FULL THREAD ZINC	F81002-1	2	
6	WASHER, 8.4 ZINC FLAT	F81054-1	2	

3.2 Drive Belt Tensioner, DC Sawmills



REF.	DESCRIPTION (◆ Indicates Parts Available In Assemblies Only)	PART #	QTY
	BELT TENSIONER, LT20 COMPLETE, D22	098456	1
	BELT TENSIONER, LT20 COMPLETE, G25	097842	1
1	Mount Weldment, Belt Tensioner	091169-1	1
2	Bearing, 6203-2RS NR NSK w/Ring	086395	2
3	Rod, LT20 Belt Tensioner	091176-1	1
4	Handle Weldment, Accelerate/Brake	097837-1	1
5	Grip, Handle 1/2" ID x 3" Long	014835	1
6	Screw, M8x25 -8.8 Hex Socket Head Cap Zinc	F81002-21	2
7	Washer, 8.2 Split Lock Zinc	F81054-4	2
8	Key, B 5x5.1x14 Parallel	087365	2
9	Bracket, Belt Tensioner Pivot	091245-1	1
10	Washer, 10.5 Zinc Flat	F81055-1	4
11	Pin, 2.5x20 Zinc Cotter	F81043-1	2
12	End, SAL10 Rod Thread	096431	1
13	Turnbuckle	518243-1	1
14	Rod End, SA10	094236	1
15	Nut, M10 LH DIN 439 Thin Left	F81033-21	1
16	Arm Weldment, Belt Tensioner	091172-1	1
17	Washer, 17 Zinc Flat	F81058-1	2
18	Pin, 2.5x20 Zinc Cotter	F81043-1	2
19	Bushing, Spacer	091351-1	1
20	Bushing, MFM-3240-30 (IGUS)	088461	2
21	Mount Weldment, Tensioner Shaft	091112-1	1
22	Washer, 8.4 Zinc Flat	F81054-1	6
23	Bolt, M8x20-5.8 Hex Head Full Thread Zinc	F81002-1	6
24	Shaft Weldment, Belt Tensioner	097828-1	1
25	Bracket, Brake Block Mount Ptd	091248-1	1
26	Block, F9273 123 Belt Tensioner Brake	092111	1



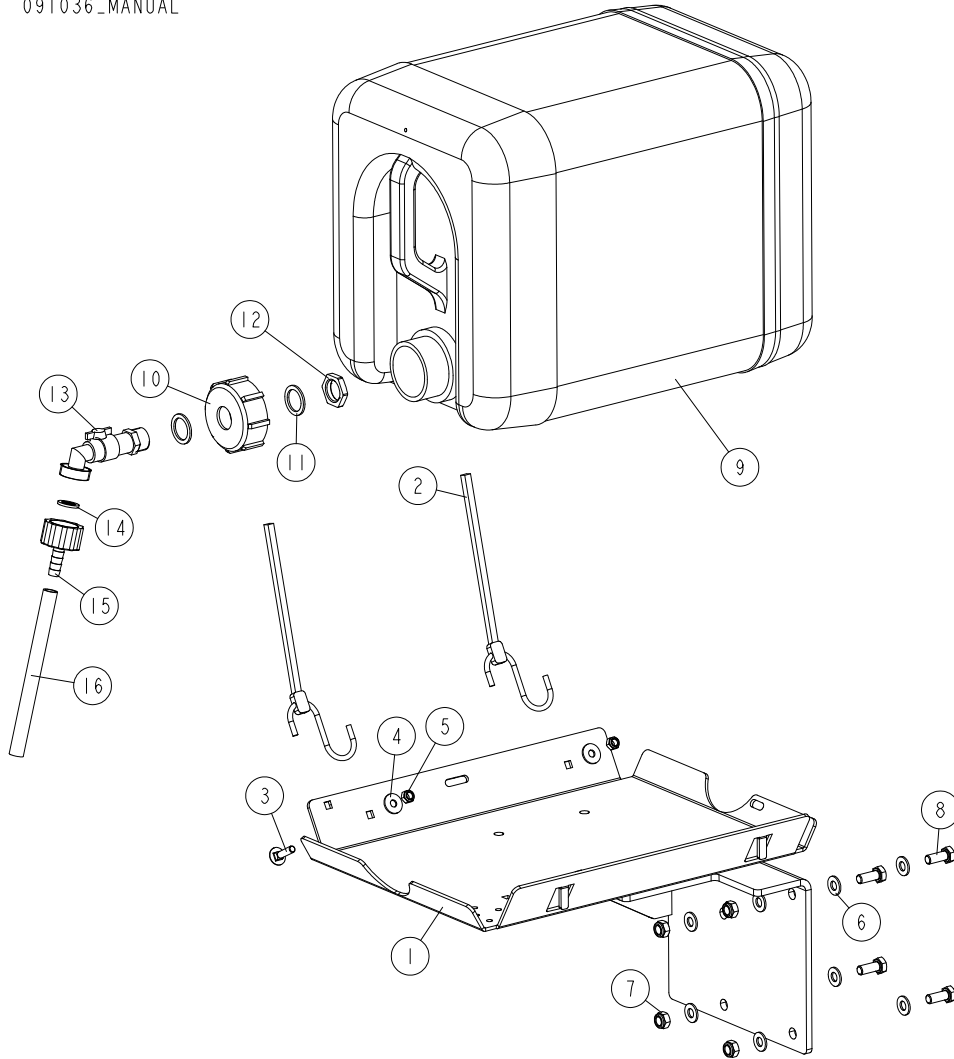
Saw Head

Drive Belt Tensioner, DC Sawmills

27	Block, F9150 123 Belt Tensioner Brake	092111	1	
28	Screw, M5x25-8.8 Hex Socket Head Cap Zinc	F81000-7	6	
29	Washer, 5.3 Zinc Flat	F81052-1	6	
30	Nut, M5-8 Zinc DIN 985	F81030-2	6	
31	Screw, M8x25-8.8 Hex Socket Head Cap Zinc	F81002-21	1	
32	Spring, Hydraulic Log Turner	P09136	1	
33	Bolt, M8x45-8.8 Hex Head Zinc	F81002-17	1	
34	Washer, 8.4 Zinc Flat	F81054-1	6	
35	Nut, M8-8-B Hex Nylon Zinc Lock	F81032-2	3	
36	Pin, Detent	089939	1	
37	Tension Member, (G25 Engine Only)	092535-1	1	
38	Screw, M6x8 Set	F81013-1	2	
	Roller, Tension Complete	509902	1	
39	Axle, Belt Tension Wheel Zinc	509901-1	1	
40	Bearing Wheel, Idle Side 6305 2RS NSK	P08066	2	
41	Wheel, LT15 Belt Tension Zinc	087671-1	1	
42	Ring, 62W Inside Spring Retaining	F81090-1	2	
43	Ring, 25Z Outside Retaining	F81090-22	1	
44	Washer, 17 Flat Zinc	F81058-1	1	
45	Bolt, M16x30-8.8 Hex Head Full Thread Zinc	F81006-36	1	
46	Washer, Drive Assy, Zinc-Plated	500863-1	1	
47	Washer, 16.3 Split Lock Zinc	F81058-2	1	
48	Washer, 17 Flat Zinc	F81058-1	1	
49	Nut, M16-8 Hex Nylon Zinc Lock	F81036-2	1	
50	Bolt, M8 X 75 8.8 Hex Head Zinc	F81002-91	2	

3.3 Water Lube Assembly

091036_001_A
091036_MANUAL



REF	DESCRIPTION (u indicates parts available in assemblies only)	PART #	QTY
-	BOTTLE KIT, LT20 WATER LUBE	091036	1
1	TRAY WELDMENT, LT20 WATER LUBE	091033-1	1
2	STRAP, 20" RUBBER W/HOOK	P11668	2
3	BOLT, M6X25-8.8 ZINC	F81001-20	2
4	WASHER, FLAT ZINC	F81053-11	2
5	NUT, M6-8-B HEX NYLON ZINC LOCK	F81031-2	2
6	WASHER, 8.4 FLAT ZINC	F81054-1	8
7	NUT, M8-8-B HEX NYLON ZINC LOCK	F81032-2	4
8	BOLT, M8X20-8.8-B HEX HEAD FULL THREAD Z	F81002-4	4
-	TANK, OIL	550787	1
9	BOTTLE, WATER	513866	1
10	NUT, BOTTLE	550785	1
11	SEAL, 27X20X1.5 ESSENTRA 467673 RUBBER	550780	2
12	NUT, 1/2 ESSENTRA 467615 GLAND	550779	1
13	FITTING, WATER LUBE SHUTOFF VALVE	550776	1
14	FILTER, WATER LUBE	550778	1

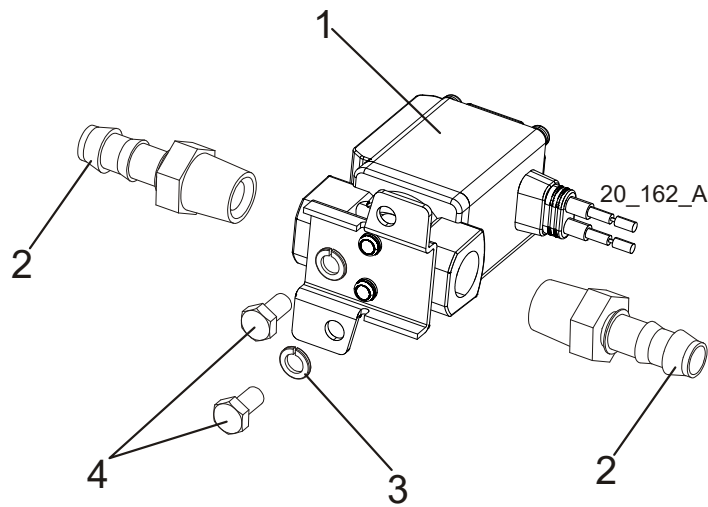
3

Saw Head

Water Lube Assembly

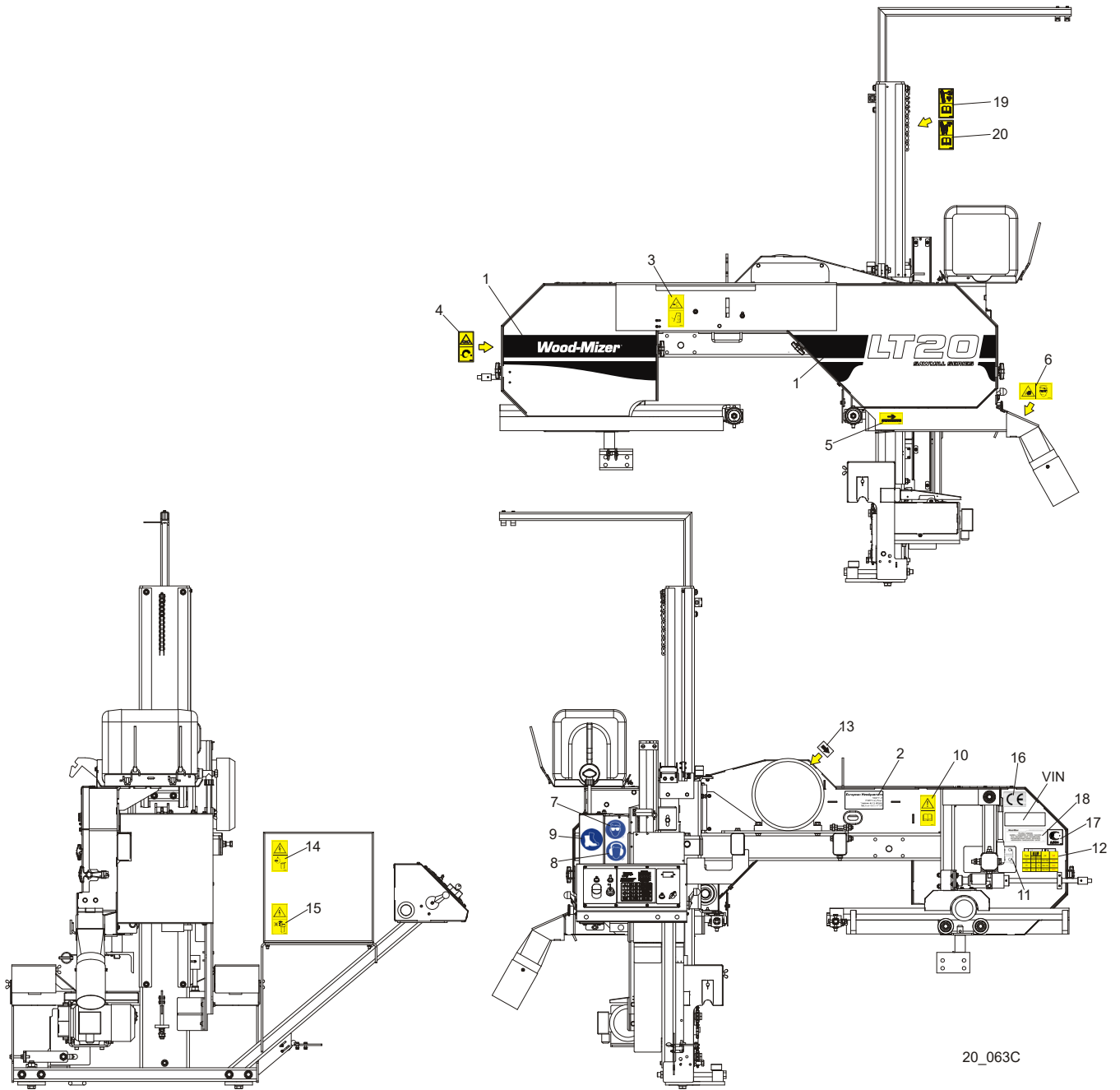
REF	DESCRIPTION (u indicates parts available in assemblies only)	PART #	QTY	
15	FITTING, G3/4" X 10MM HOSE BARB	550777	1	
16	TUBING, WATER LUBE 3/8" I.D.	R01885	1	

3.4 Blade Lube System



REF.	DESCRIPTION (◆ Indicates Parts Available In Assemblies Only)	PART #	QTY
	KIT, LT20AC BLADE LUBE SYSTEM	503517	1
1	SOLENOID, WATER LUBE	514046	1
2	FITTING, 3/8 BARB 1/4NPT MALE NYLON	P04682	2
3	WASHER, M5 SPLIT LOCK	F81052-2	2
4	SCREW, 10-32X1/2 HH MACHINE	F05004-60	2
	CONNECTOR, 16-14GA FI BUTT	F04875-1	2
	CONDUIT, 1/2IN EXPANDABLE BLACK	R02374	1m
	KIT, LT20DC BLADE LUBE SYSTEM	503518	1
1	SOLENOID, WATER LUBE	509113	1
2	FITTING, 3/8 BARB 1/4NPT MALE NYLON	P04682	2
	CONDUIT, 1/2IN EXPANDABLE BLACK	R02374	1m

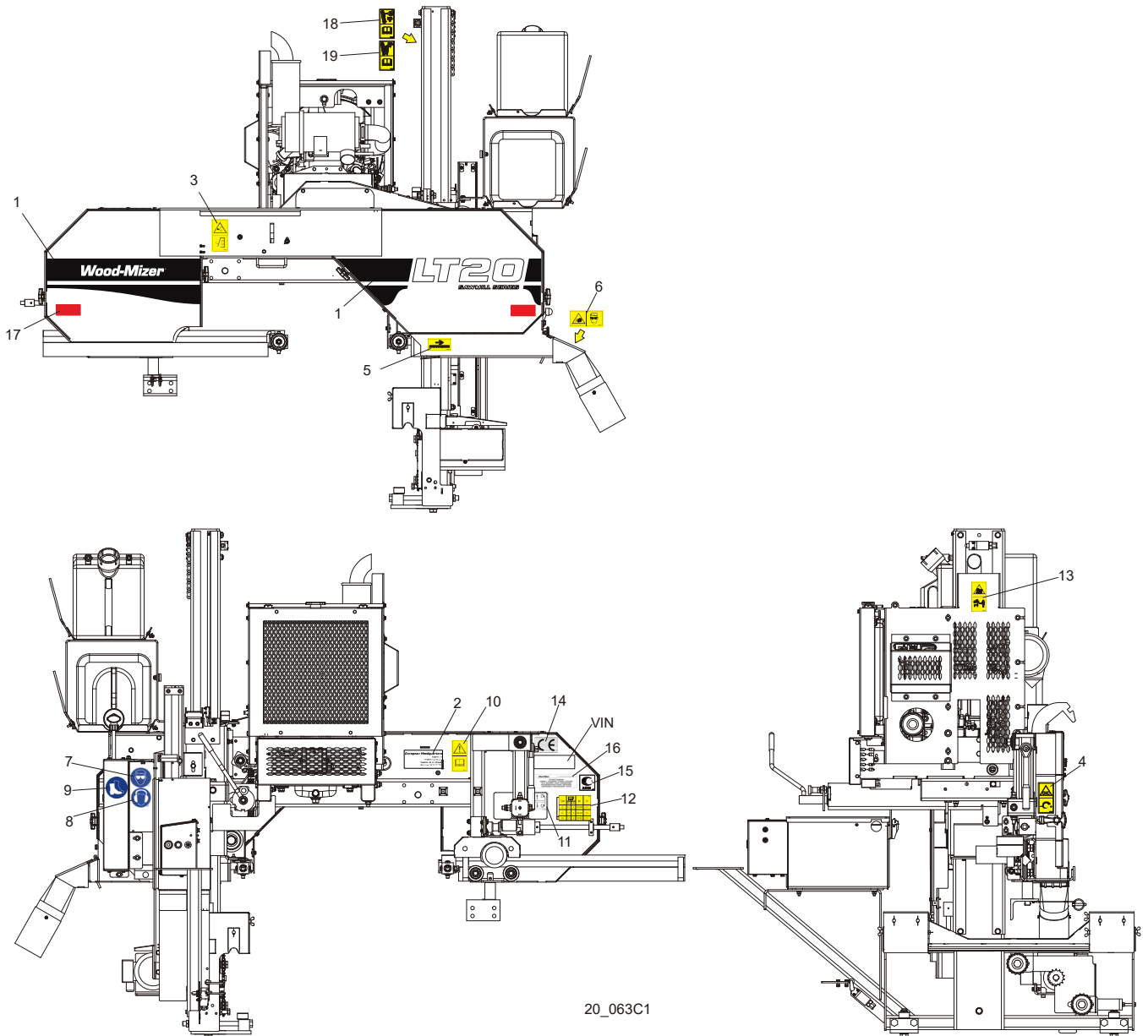
3.5 LT20AC Saw Head Decals



REF.	DESCRIPTION (◆ Indicates Parts Available In Assemblies Only)	PART #	QTY
1	DECAL, LT20 SERIES SAWMILL	092762	1
	PICTOGRAPHIC DECAL KIT, LT20AC	099509	1
2	DECAL, EUROPEAN HEADQUARTERS ADDRESS	015841	1
3	DECAL, SAWMILL COVERS CAUTION	099220	1
4	DECAL, BLADE TENSION (PICTOGRAM)	099219	1
5	DECAL, BLADE MOVEMENT DIRECTION (PICTOGRAM)	096321	1
6	DECAL, SAWDUST CHUTE WARNING (PICTOGRAM)	099222	1
7	DECAL, EYE PROTECTION WARNING (PICTOGRAM)	S12004G	1

8	DECAL, EAR PROTECTION WARNING (PICTOGRAM)	S12005G	1	
9	DECAL, USE SAFETY BOOTS (PICTOGRAM)	501465	1	
10	DECAL, READ OPERATOR'S MANUAL (PICTOGRAM)	096317	1	
11	DECAL, BLADE ALIGNMENT	P11789	1	
12	DECAL, BLADE TENSION INDICATOR ADJUSTMENT	510643	1	
13	DECAL, MOTOR ROTATION DIRECTION	S20097	1	
14	DECAL, HIGH VOLTAGE INSIDE THE ELECTRIC BOX (PICTOGRAM)	096316	2	
15	DECAL, REMOVE THE PLUG BEFORE OPENING THE BOX (PICTOGRAM)	096319	2	
16	DECAL, CE CERTIFIED SAWMILL	P85070	2	
17	DECAL, RUSSIAN SAFETY CERTIFICATION	099401	1	
18	DECAL, INTERNATIONAL SAWMILL NAME	501466	1	
	DECAL, BLADE SETTING	P85066	1	
	DECAL, KEEP AWAY DANGER, PICTOGRAM	099221	1	
	DECAL, MAX. OIL PRESSURE, PICTOGRAM	099524	1	
19	DECAL, LUBRICATE THE CHAIN	512158	1	
20	DECAL, CLEAN THE CHAIN	512240	1	

3.6 LT20DC Saw Head Decals



20_063C1

REF.	DESCRIPTION (◆ Indicates Parts Available In Assemblies Only)	PART #	QTY
1	DECAL, LT20 SERIES SAWMILL	092762	1
	PICTOGRAPHIC DECAL KIT, LT20DC	099510	1
2	DECAL, EUROPEAN HEADQUARTERS ADDRESS	015841	1
3	DECAL, SAWMILL COVERS CAUTION	099220	1
4	DECAL, BLADE TENSION (PICTOGRAM)	099219	1
5	DECAL, BLADE MOVEMENT DIRECTION (PICTOGRAM)	096321	1
6	DECAL, SAWDUST CHUTE WARNING (PICTOGRAM)	099222	1
7	DECAL, EYE PROTECTION WARNING (PICTOGRAM)	S12004G	1
8	DECAL, EAR PROTECTION WARNING (PICTOGRAM)	S12005G	1

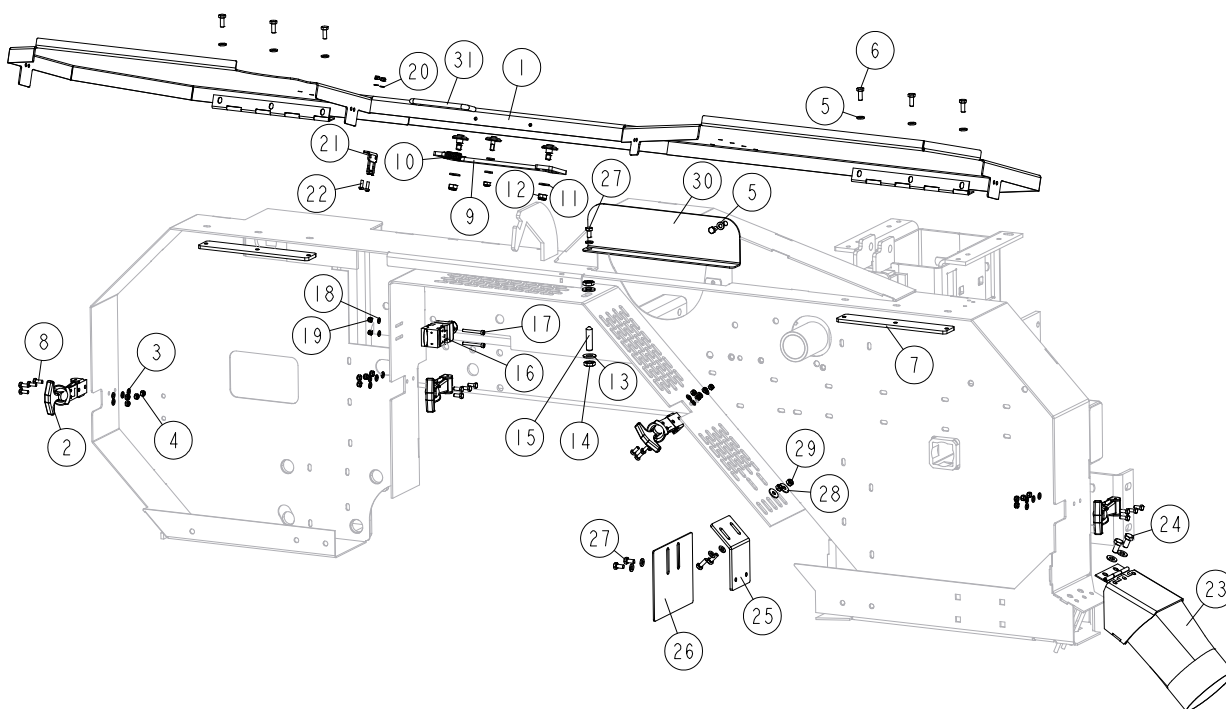
9	DECAL, USE SAFETY BOOTS (PICTOGRAM)	501465	1	
10	DECAL, READ OPERATOR'S MANUAL (PICTOGRAM)	096317	1	
11	DECAL, BLADE ALIGNMENT	P11789	1	
12	DECAL, BLADE TENSION INDICATOR ADJUSTMENT	510643	1	
13	DECAL, KEEP AWAY - HOT PARTS (PICTOGRAM)	086099	1	
14	DECAL, CE CERTIFIED SAWMILL	P85070	2	
15	DECAL, RUSSIAN SAFETY CERTIFICATION	099401	1	
16	DECAL, INTERNATIONAL SAWMILL NAME	501466	1	
	DECAL, BLADE SETTING	P85066	1	
	DECAL, KEEP AWAY DANGER, PICTOGRAM	099221	1	
	DECAL, MAX. OIL PRESSURE, PICTOGRAM	099524	1	
17	REFLECTOR, 2 DIA RED (MOBILE SAWMILLS ONLY)	521701	1	
18	DECAL, LUBRICATE THE CHAIN	512158	1	
19	DECAL, CLEAN THE CHAIN	512240	1	

3 Saw Head

Blade Housing Cover

3.7 Blade Housing Cover

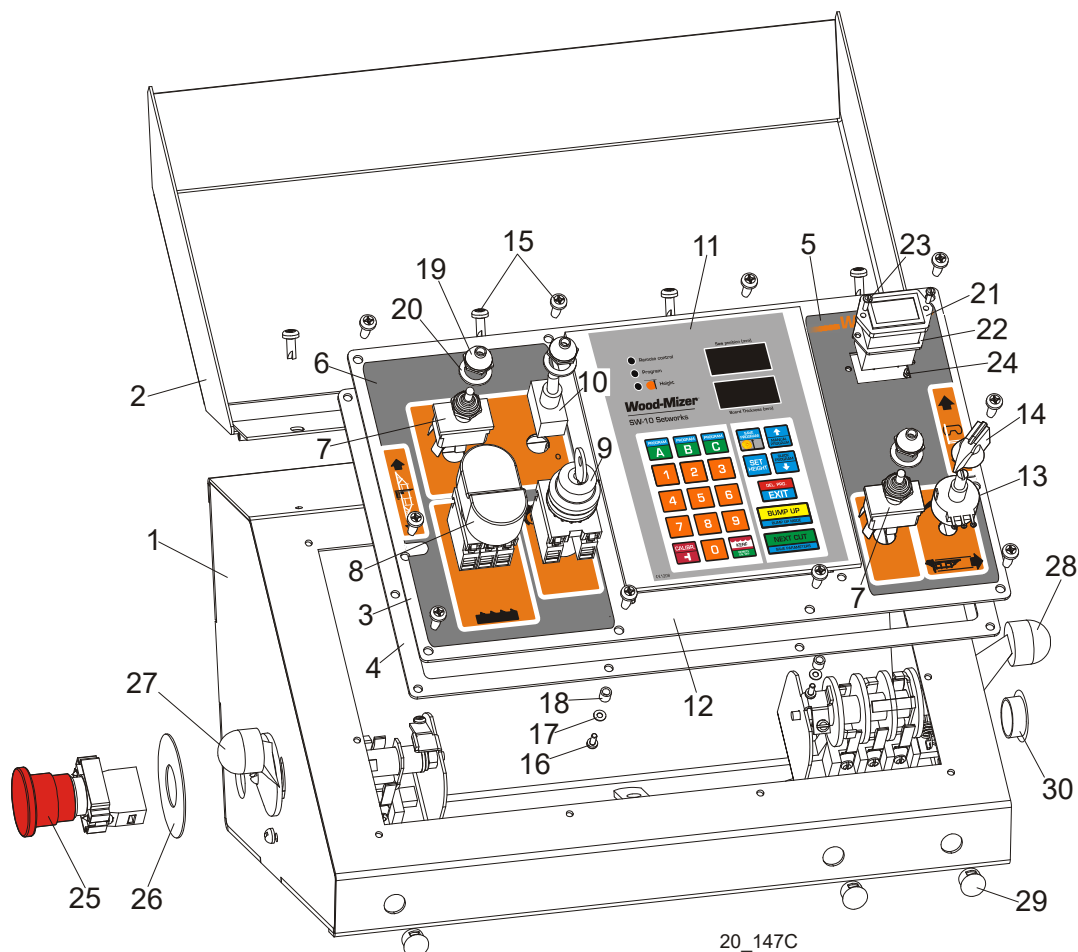
090586_001
090586



REF	DESCRIPTION (u indicates parts available in assemblies only)	PART #	QTY
1	COVER WELDMENT, LT20 BLADE HOUSING	096776-1	1
	COVER WELDMENT, LT20 WIDE BLADE HOUSING	580535	1
2	LATCH, FLEXIBLE DRAW	014829	4
3	WASHER, 5.3 FLAT ZINC	F81052-1	16
4	NUT, M5-8 DIN985 ZINC-PLATED	F81030-2	16
5	WASHER, 6.4 FLAT ZINC	F81053-1	14
6	BOLT, M6X16-5.8 HEX HEAD FULL THREAD ZIN	F81001-15	8
7	PLATE WELDMENT, COVER MOUNT	086701-1	1
8	BOLT, M5X12 8.8 HEX HEAD FULL THREAD ZIN	F81000-5	16
9	PAWL, LOCKING	090643-1	1
10	SPRING, 1.6X12X38 EXTENSION	092208	1
11	WASHER, 8.4 FLAT ZINC	F81054-1	4
12	NUT, M8-8-B HEX NYLON ZINC LOCK	F81032-2	2
13	WASHER, 10.5 FLAT ZINC	F81055-1	2
14	NUT, M10-8-B ZINC HEX	F81033-6	2
15	SCREW, M10 X 40-45H HEX SOCKET SET CONE	F81003-61	1
16	SWITCH, AZ17-11ZRK SAFETY 1	094232	1
17	SCREW, M4X35 8.8 HEX SOCKET HEAD CAP ZIN	F81011-34	2
18	WASHER, 4.3 FLAT ZINC	F81051-2	2

REF	DESCRIPTION (u indicates parts available in assemblies only)	PART #	QTY	
19	NUT, M4-8 HEX NYLON ZINC LOCK	F81029-1	4	
20	KEY, AZ17/170-B5 SAFETY SWITCH 2	094422	1	
21	KEY, AZ17/170-B5 SAFETY SWITCH 2	094422	1	
22	SCREW, M4X12 5,8-B CROSS RECESSED PAN HE	F81011-43	2	
23	CHUTE WELDMENT, SAWDUST	100903-1	1	
24	BOLT, M8X16 -8.8-B HEX HEAD FULL THREAD	F81002-20	2	
25	BRACKET, BLADE GUIDE ROLLER GUARD	092378-1	1	
26	GUARD, BLADE GUIDE ROLLER	092379-1	1	
27	BOLT, M6X12-8.8 HEX HEAD FULL THREAD ZIN	F81001-7	4	
28	WASHER, 6.5 SPECIAL FLAT ZINC	F81053-11	2	
29	NUT, M6-8-B HEX NYLON ZINC LOCK	F81031-2	3	
30	COVER, SAW HEAD MOUNT	096788-1	1	
31	HANDLE, BLADE HOUSING COVER	P08065	1	

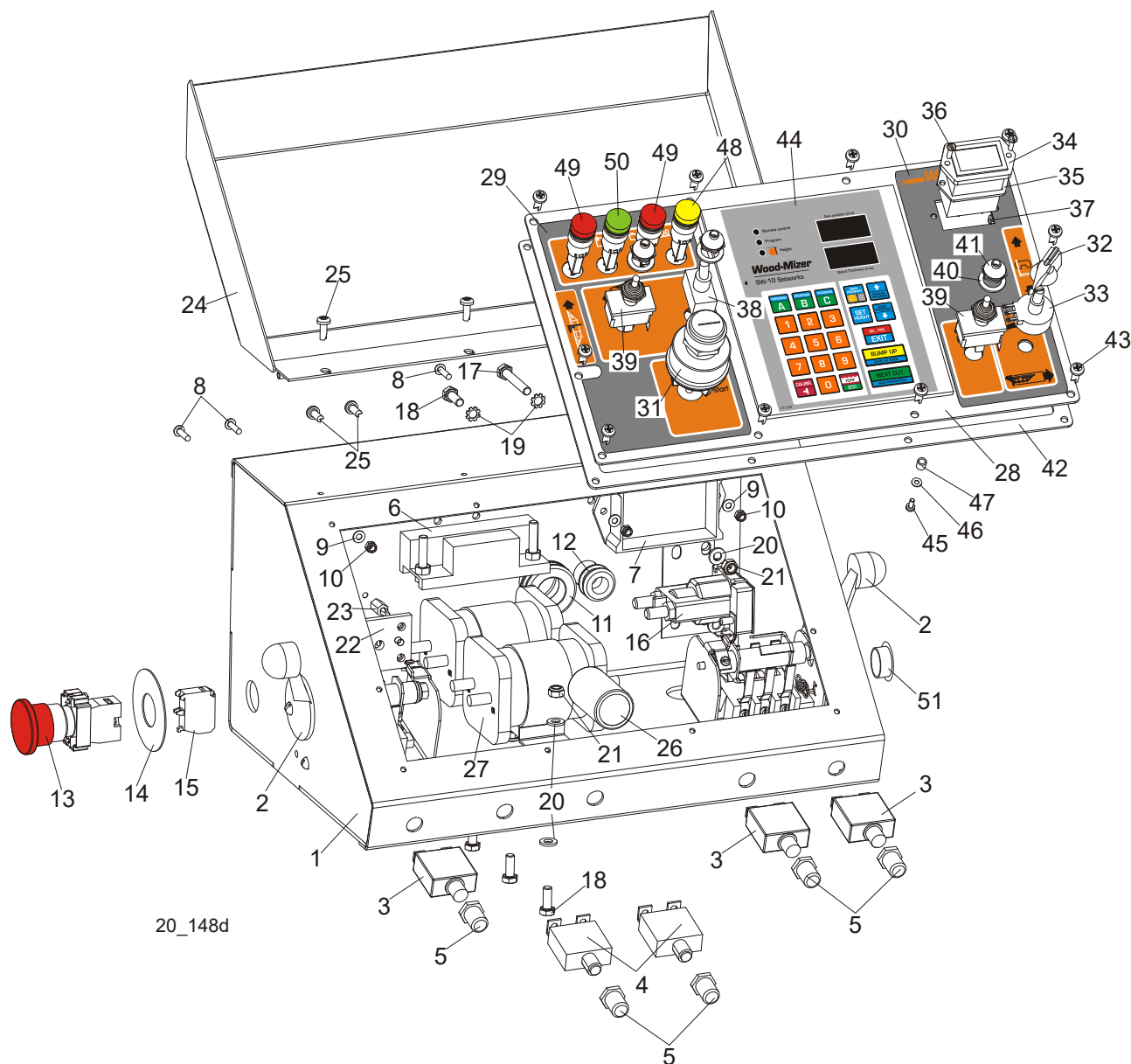
3.8 Control Box (AC Sawmills)



REF.	DESCRIPTION (◆ Indicates Parts Available In Assemblies Only)	PART #	QTY
	CONTROL BOX ASSEMBLY, LT20 AC COMPLETE	097136	1
1	Box Weldment, LT20 AC Control	097134-1	1
2	Cover, LT20 Control Box	097135-1	1
3	Panel, LT20AC Front Control Complete	097131	1
4	Gasket, LT20 Control Box	097132	1
5	Decal, LT20AC/DC Control Box Right	099593	1
6	Decal, LT20AC Control Box Left	099594	1
7	Switch, DPDT Toggle 21A Rev Mom Spade	024200	2
8	Button, 24V Start/Stop	090452	1
	Membrane M22-T-DD	090462	1
9	Switch, M22 3-Position Key	091361	1
	Contact, M22 - K10	091362	2
10	Switch, SPST ON/OFF 15A .25 Tabs Toggle	P03027	1
11	Controller, SW-10 Setworks	500628	1
12	Panel, LT20/40AC Front Control	100572-1	1
13	Potentiometer, 1K Feed Rate	E20519	1
14	Knob, Speed Control	P06257	1

15	Bolt, #10-24x1/2 Ph Pan Hd, Type 23	F05015-17	14	
16	Screw, M3x8 -4.8- Fe/Zn5 PN-M/82202	F81000-83	6	
17	Washer, 3.2 Flat Zinc	F81050-2	6	
18	Tube, 6mm 4.2 long	R80671-4	6	
19	Boot, Toggle Switch	P02575	3	
20	Washer, 1/2x3/4x1/16 Nylon	P05251-1	3	
21	Meter, Hour	093166	1	
22	Gasket, Hour Meter	093346	1	
23	Bolt, M3x12-8.8 Zinc	F81000-12	2	
24	Nut, M3-6 Hex Nylon Zinc Lock	F81028-2	2	
25	Button, XB4 BS542 Emergency Stop	086556	1	
26	Washer, Emergency Stop Switch	086561	1	
27	Switch, 1992GS Pwr/Feed (Service Package)	E20438	1	
28	Switch, 1992 Up/Down (Service Package)	E20440	1	
29	Cap, DP 812 Heyman 12.7 Dia. Hole	086773	3	
30	Cap, SR1086 22.2 Dia. Hole	093544	1	

3.9 Control Box (DC Sawmills)

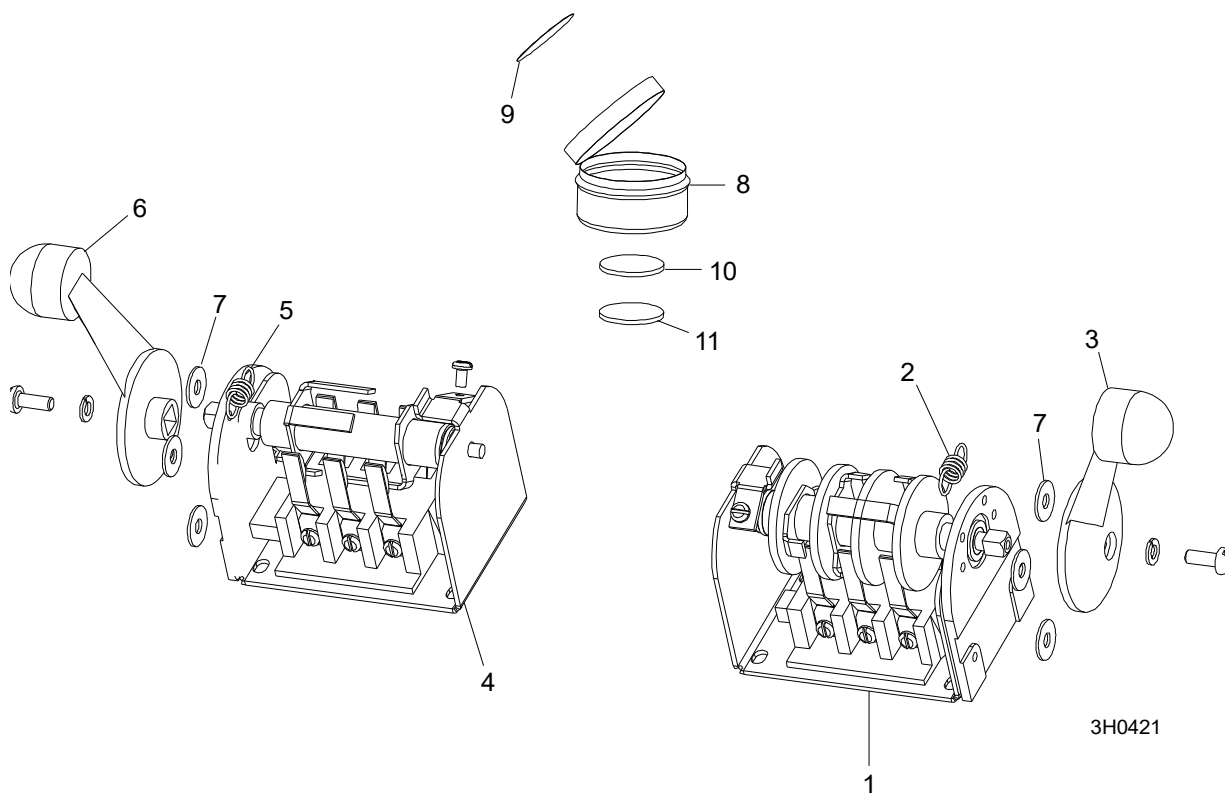


20_148d

REF.	DESCRIPTION (◆ Indicates Parts Available In Assemblies Only)	PART #	QTY
	CONTROL BOX ASSEMBLY, LT20 DC DIESEL COMPLETE	097167	1
1	Box Weldment, LT20 DC	097165-1	1
2	Switch, 1992GS Pwr/Feed (Service Package)	E20438	2
3	Breaker, 50A Manual Reset Panel Mount	021256	3
4	Breaker, 10A Manual Reset Panel Mount	505374	2
5	Boot, Circuit Breaker	021253	5
6	Module Assy, Mosfet 4x 92-96 P/F	024540	1
7	Control Module Assy, P/F SMT Service '97	024396	1
8	Screw, M4x16 5,8-B Zinc Lock	F81011-42	4
9	Washer, 4.3 Flat Zinc	F81051-2	4

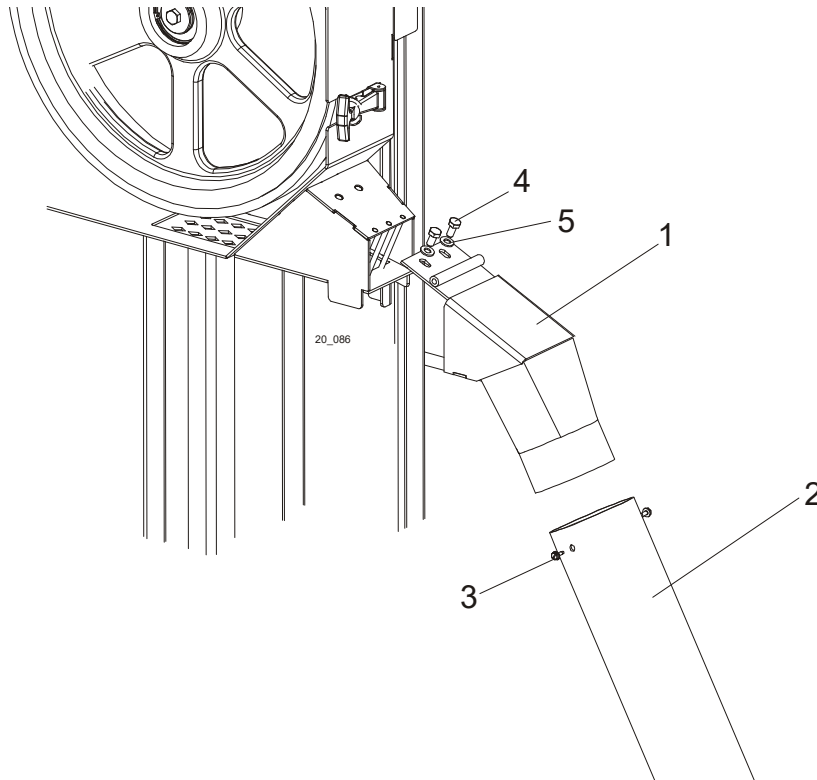
10	Nut, M4-B Hex Nylon Zinc Lock	F81029-1	4	
11	Grommet, 22mm Rubber	087400	1	
12	Grommet, 20/13 Rubber	086188	1	
13	Button, XB4 BS542 Emergency Stop	086556	1	
14	Washer, ZBY9330 Emergency Stop Button	086561	1	
15	Contact, ZBE102	086810	1	
16	Solenoid, 120-943 Hydraulic Shut-Off	P10449	1	
17	Bolt, M6x40-8.8 Hex Head Full Thread Zinc	F81001-5	1	
18	Bolt, M6x16 8.8 Hex Head Full Thread Zinc	F81001-15	6	
19	Washer, 6.4 Exterior Star Lock	F81053-2	2	
20	Washer, 6.4 Flat Zinc	F81053-1	8	
21	Nut, M6-8-B Hex Nylon Lock Zinc	F81031-2	5	
22	Radiator, Diode	091867	1	
23	Spacer, P3/12	R80671-2	4	
24	Cover Weldment, LT20 Complete	097135-1	1	
25	Bolt, #10-24x1/2 Ph Pan Hd, Type 23	F05015-17	6	
26	Capacitor, 10000/63V Elektrolytic	091166	1	
27	Solenoid, 200A 12V DPST	015417	2	
	Panel, LT20DC Front Complete	097163	1	
28	Panel, LT20/40DC Front	100573-1	1	
29	Decal, LT20DC Control Box Left	099592	1	
30	Decal, LT20AC/DC Control Box Right	099593	1	
31	Switch, Key	P04350	1	
32	Knob, Speed Control	P06257	1	
33	Potentiometer, 1k	E20519	1	
34	Meter, Hour	093166	1	
35	Gasket, Hour Meter	093346	1	
36	Bolt, M3x12-8.8 Zinc	F81000-12	2	
37	Nut, M3-6 Hex Nylon Zinc Lock	F81028-2	2	
38	Switch, SPST On/Off 15A .25 Tabs Toggle	P03027	1	
39	Switch, DPDT Toggle 21A Rev Mom Spade	024200	2	
40	Washer, 1/2x3/4x1/16 Nylon	P05251-1	3	
41	Boot, Toggle Switch	P02575	3	
42	Gasket, LT20 Control Box	097132	1	
43	Bolt, #10-24x1/2 Ph Pan Hd, Type 23	F05015-17	10	
44	Controller, SW-10 Setworks	500628	1	
45	Screw, FH ST 3,5x6,5 A4	F81000-82	6	
46	Washer, 3.2 Flat Zinc	F81050-2	6	
47	Spacer, 4.2x6mm Idler	R80671-4	6	
48	Light, XB6AV5BB Yellow	089812	1	
49	Light, XB6AV4BB Red	091099	2	
50	Light, XB6AV3BB Green	087348	1	
51	Cap, SR1086 22.2 Dia. Hole	093544	1	

3.10 Drum Switches



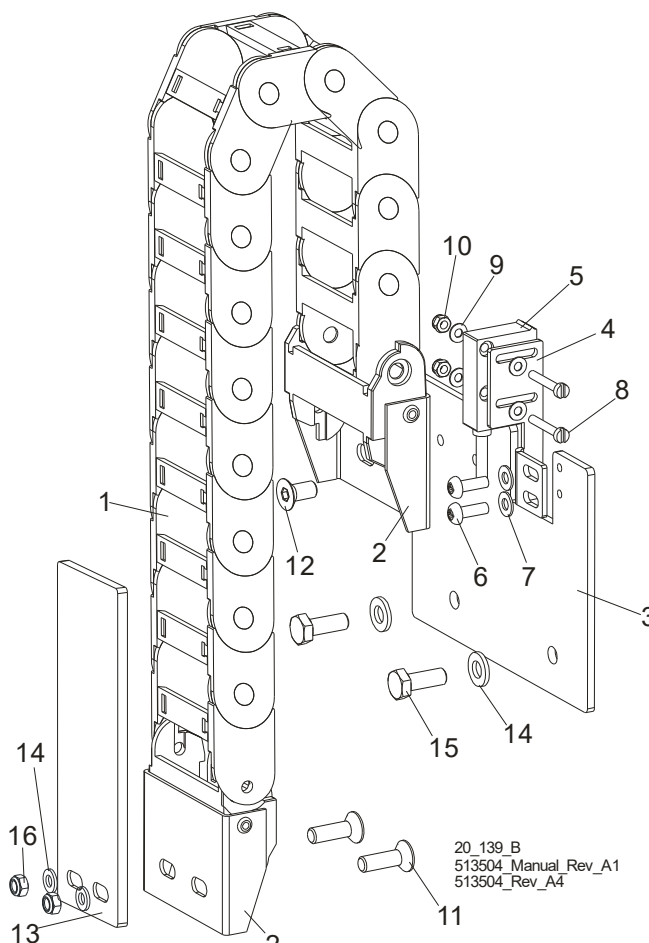
REF.	DESCRIPTION (◆ Indicates Parts Available In Assemblies Only)	PART #	QTY	
	SWITCH ASSEMBLY, UP/DOWN DRUM	E20440	1	
1	Switch, Drum	E20440-B	1	◆
2	Spring, Drum Switch	P12570	1	
3	Handle, Drum Switch w/Screws	P12500	1	
	SWITCH ASSEMBLY, POWER FEED DRUM	E20438	1	
4	Switch, Drum	E20438-B	1	◆
5	Spring, Drum Switch	P12570	1	
6	Handle, Drum Switch w/Screws	P12500	1	
7	WASHER, #8 SAE FLAT	F05011-41	6	
	CUP ASSEMBLY, DRUM SWITCH GREASE	A20463	1	
8	Cup, Plastic Container	P20464	1	◆
9	Label, Grease Cup	P20467	1	
10	Pad, Velcro Loop	P20466	1	◆
11	Pad, Velcro Hook	P20465	1	◆
	Grease, Drum Switch	P20468	.011ml	◆

3.11 Sawdust Chute



REF.	DESCRIPTION (◆ Indicates Parts Available In Assemblies Only)	PART #	QTY	
1	CHUTE WELDMENT, SAWDUST	100903-1	1	
2	TUBE, SAWDUST CHUTE RUBBER	R02336	1	
3	SCREW, #10-24 X 1/2 SELF-TAPPING	F05015-7	2	
4	BOLT, M8x16	F81002-20	2	
5	WASHER, 8.4 ZINC FLAT	F81054-1	2	

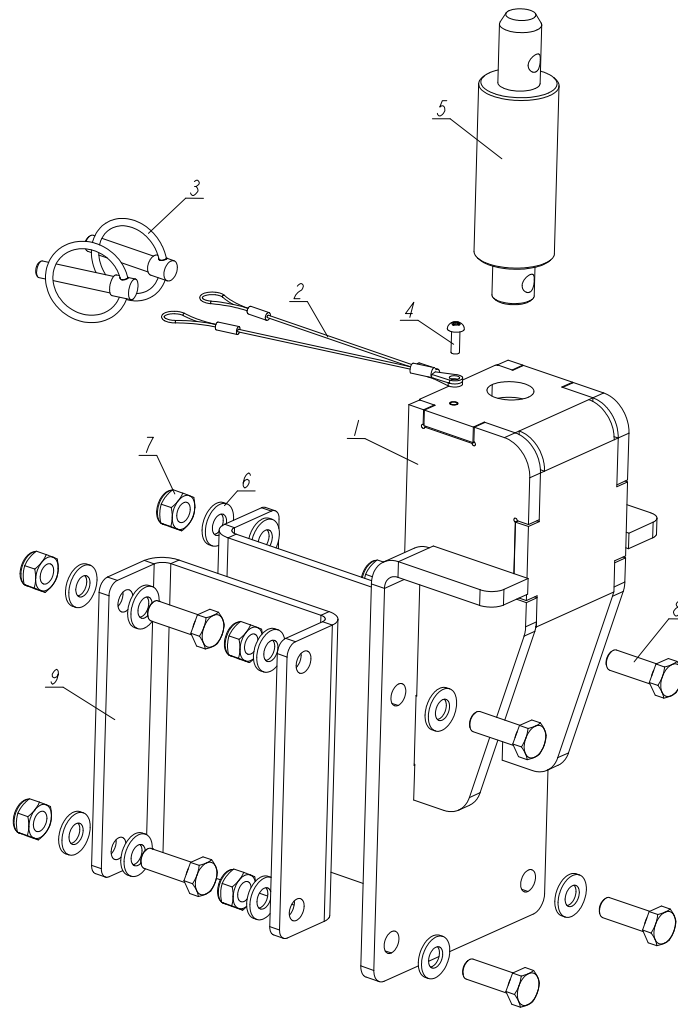
3.12 Up/Down Cable Chain Assembly



REF.	DESCRIPTION (◆ Indicates Parts Available In Assemblies Only)	PART #	QTY
1	Harness Guide, 1450.050.075.0	512944	1
	HARNESS GUIDE AND SENSOR ASSEMBLY	098052	1
2	Bracket, 14050, 12PZ Mount	512945	1
3	Mounting Plate, Harness and Sensor Assy.	096067-1	1
4	Bracket, Sensor Mount	096068-1	1
5	Sensor, MSK-320	096014	1
6	Screw, M4x12-5.8-B Zinc	F81011-43	2
7	Washer, 4.3 Zinc	F81051-2	2
8	Screw, M3x20-5.8-A Zinc	F81000-8	2
9	Washer, 3.2 Zinc	F81050-2	4
10	Nut, M3-6 Zinc	F81028-2	2
11	Screw, M6x20-10.9 Fe/Zn5 DIN-7991 Flat Socket Head Cap Zinc	F81001-17	2
12	Screw, M6x12-10.9 DIN7991 Flat Socket Head Cap Zinc	F81001-54	2
13	Plate, Guide Mount	098662-1	1
14	Washer, 6.4 Flat Zinc	F81053-1	2
15	Bolt, M6 x 16 8.8 Hex Head Full Thread Zinc	F81001-15	2

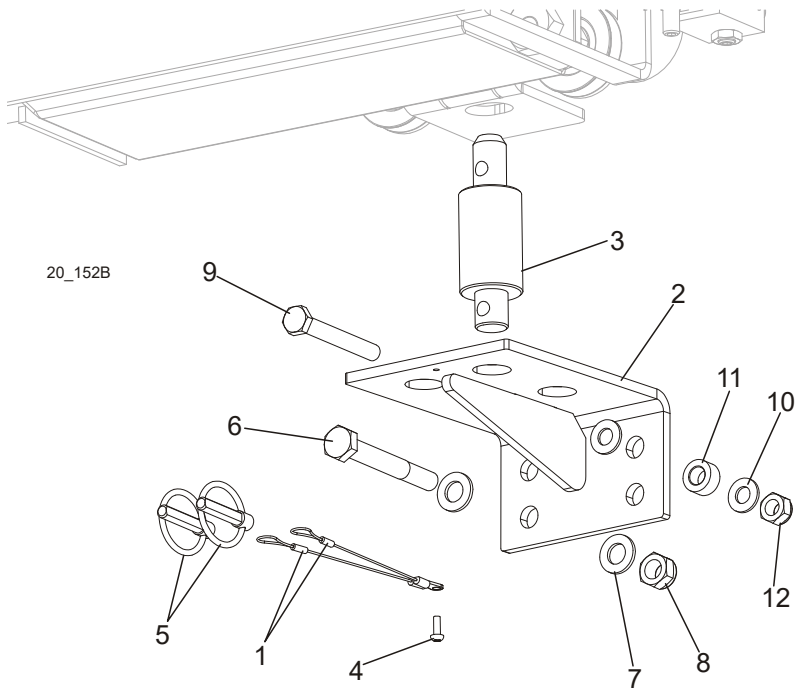
3.13 Saw Head Transport Bracket

532230_001
532230_MANUAL



REF	DESCRIPTION (u indicates parts available in assemblies only)	PART #	QTY
-	BRACKET, HEAD MOBILE LT20	532230	1
1	BRACKET, SAW HEAD REST	532215-1	1
2	LANYARD, 3/64 X 6"	016030	2
3	PIN, 8 BN914 (BOSSARD 1364650) LOCK	F81046-2	2
4	SCREW, M4X12-5.8-B CROSS RECESSED PAN HE	F81011-43	1
5	PIN, LT20 SAW HEAD REST	097935-1	1
6	WASHER, 10.5 FLAT ZINC	F81055-1	16
7	NUT, M10-8-B NYLON HEX ZINC LOCK	F81033-1	8
8	BOLT, DIN 933-M10X30 8.8-A2E	F81003-111	7
9	SPACER BRACKET HEAD LT20	533961-1	2

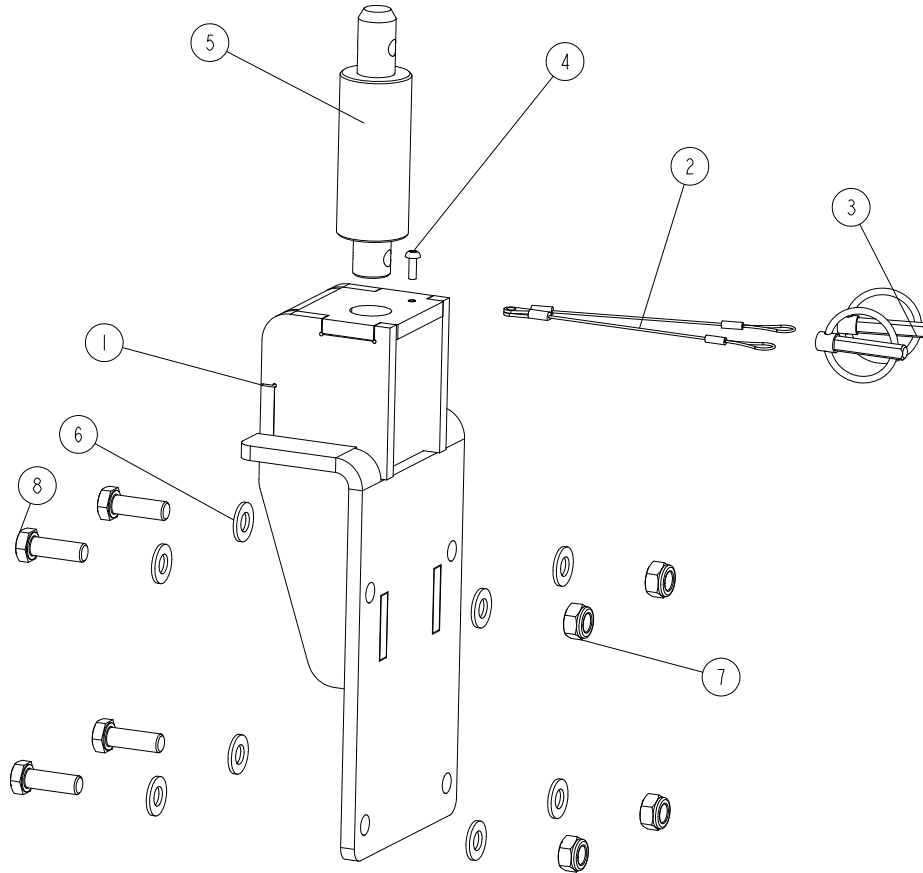
3.14 Saw Head Rest Pin Assembly (LT20ME15SAH7-2.2 Sawmills)



REF.	DESCRIPTION (◆ Indicates Parts Available In Assemblies Only)	PART #	QTY
	BRACKET, LT20 SAW HEAD REST PIN COMPLETE	097936	1
1	LANYARD, 3/64 X 6	016030	2
2	BRACKET, LT20 SAW HEAD REST PIN	092699-1	1
3	PIN, LT20 SAW HEAD REST	097935-1	1
4	SCREW, M4x12 5,8-B CROSS RECESSED PAN HEAD	F81011-43	1
5	PIN, 8 BN914 (BOSSARD 134650) LOCK	F81046-2	2
6	BOLT, M12x95 -8.8- HEX HEAD ZINC-PLATED	F81004-29	1
7	WASHER, 13 FLAT ZINC	F81056-1	2
8	NUT, M12-8 HEX NYLON ZINC LOCK	F81034-2	1
9	BOLT, M10 X 80 -8.8- FE/ZN5 HEX HEAD	F81003-50	1
10	WASHER, 10.5 FLAT ZINC	F81055-1	2
11	BUSHING, ZINC-PLATED SPACER	090936-1	1
12	NUT, M10-8-B HEX NYLON ZINC LOCK	F81033-1	1

3.15 Saw Head Rest Pin Assembly (mobile sawmills)

540141_001
540141



REF.	DESCRIPTION (*Indicates Parts Available In Assemblies Only)	PART#	QTY
-	KIT, SAW HEAD REST PIN - COMPLETE (mobile sawmills)	540141	1
1	BRACKET, SAW HEAD REST	532215-1	1
2	LANYARD, 3/64 X 6	016030	2
3	PIN, 8 BN914 (BOSSARD 134650) LOCK	F81046-2	2
4	SCREW, M4x12 5,8-B CROSS RECESSED PAN HEAD	F81011-43	1
5	PIN, SAW HEAD REST, LT20 PTD.	097935-1	1
6	WASHER, 10.5 FLAT ZINC	F81055-1	8
7	NUT, M10-8-B HEX NYLON ZINC LOCK	F81033-1	4
8	BOLT DIN 933-M10X30 8.8-A2E	F81003-111	4

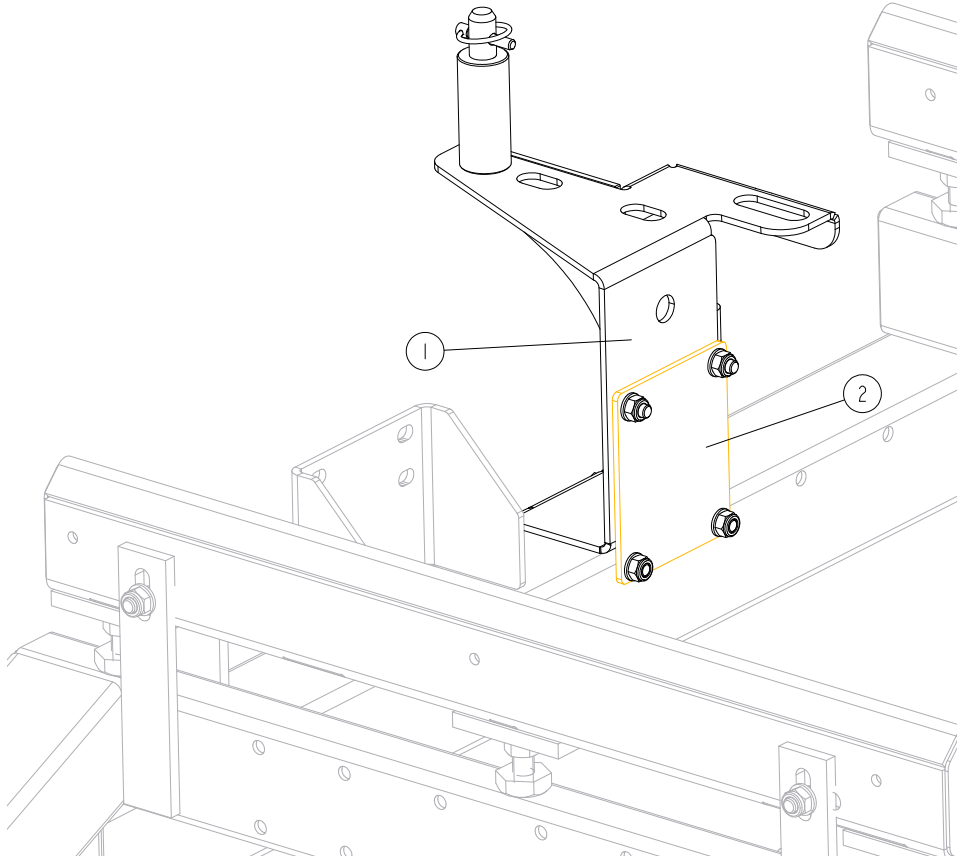
3

Saw Head

Saw Head Rest Bracket. Plate Mount.

3.16 Saw Head Rest Bracket. Plate Mount.

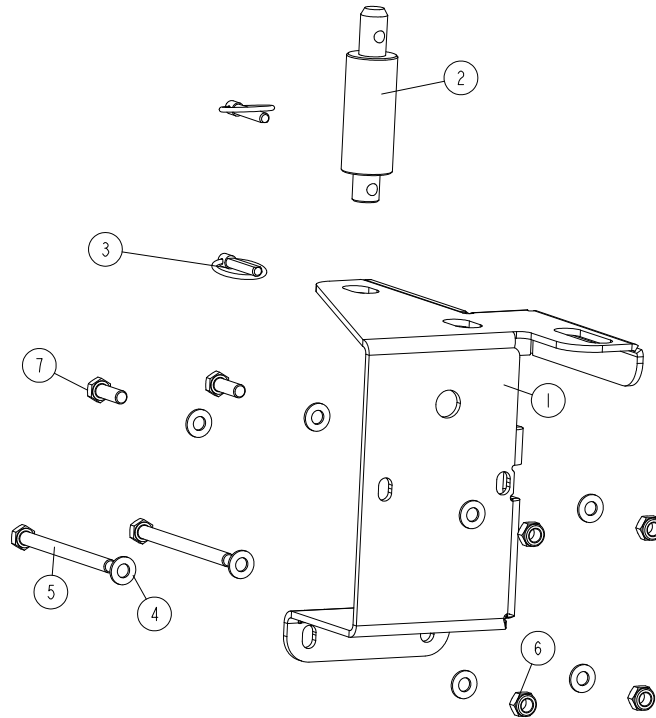
LT70ME20SAH3-WSWR_001
 LT70ME20SAH3-WSWR_MANUAL



RE.	DESCRIPTION (◆ Indicates Parts Available In Assemblies Only)	PART #	QTY	
1	BRACKET, LT SAWMILL SAW HEAD REST See Section 3.17	546306	1	
2	PLATE, MOUNT	087055-1	1	

3.17 LT Sawmill Saw Head Rest Bracket

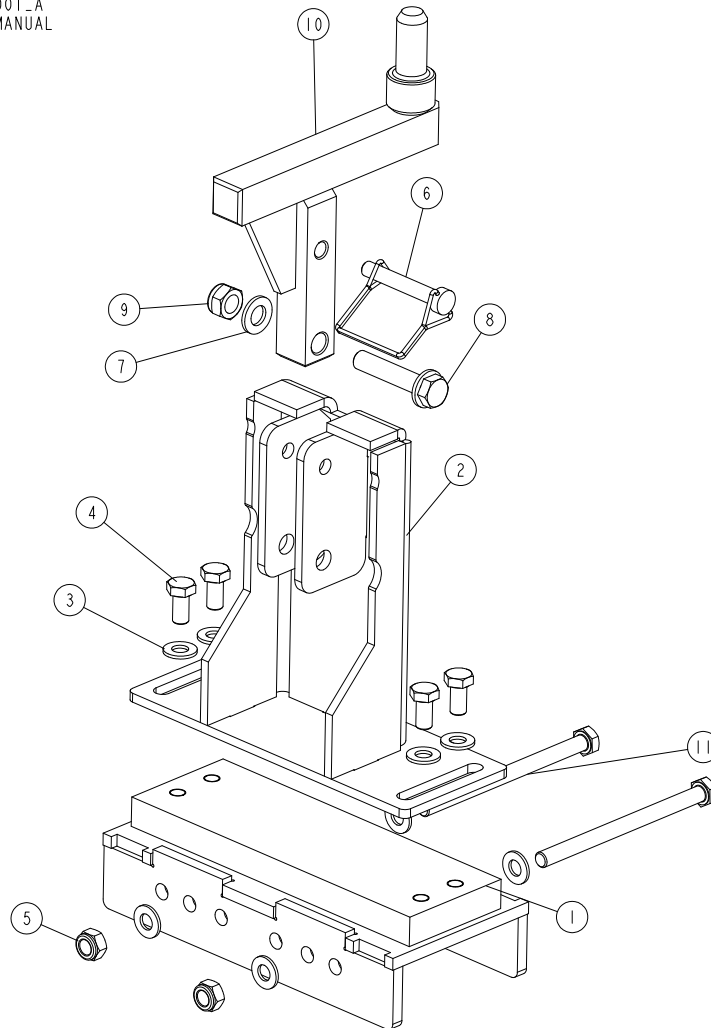
546306_001
 546306_MANUAL



REF.	DESCRIPTION (◆ Indicates Parts Available In Assemblies Only)	PART #	QTY
-	BRACKET, LT SAWMILL SAW HEAD REST	546306	1
1	PLATE, SAW HEAD REST BRACKET	546307-1	1
2	PIN, SAW HEAD REST, LT20 PTD.	097935-1	1
3	PIN, 8 BN914 (BOSSARD 134650) LOCK	F81046-2	2
4	WASHER, 10.5 FLAT ZINC	F81055-1	8
5	BOLT, M10x125-8.8 HEX HEAD ZINC	F81003-18	2
6	NUT, M10-8-B NYLON HEX ZINC LOCK	F81033-1	4
7	BOLT, M10X30-8.8 HEX HEAD FULL THREAD ZINC	F81003-2	2

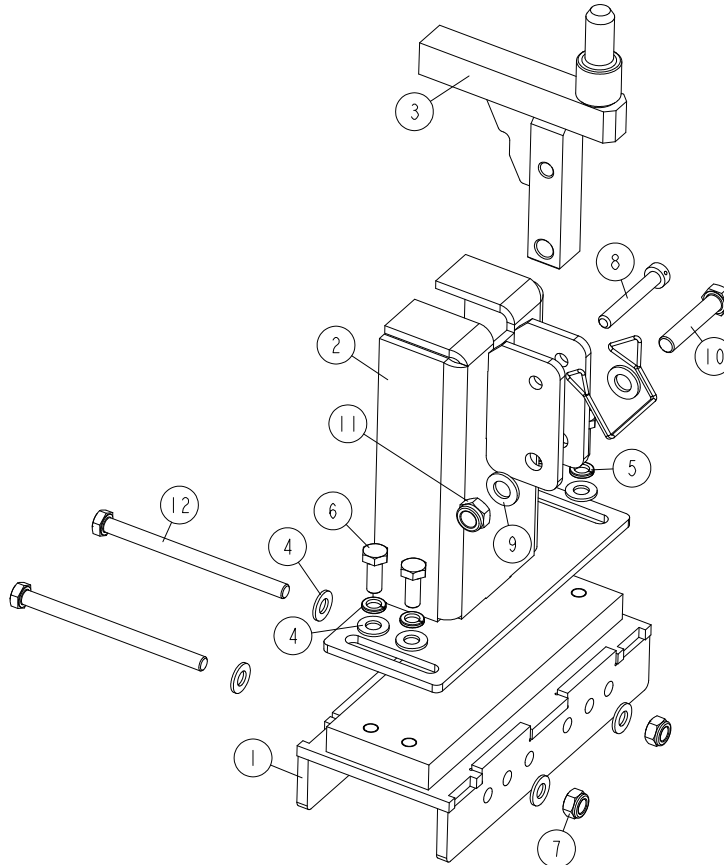
3.18 Saw Head Support Bracket (New M-type Frame, Mobile Sawmills)

555183_001_A
555183_MANUAL



REF	DESCRIPTION (u indicates parts available in assemblies only)	PART #	QTY
-	BRACKET, LT20 SAW HEAD SUPPORT ("M" FRAM	555183	1
1	BASE, SAW HEAD BRACKET LT20/40/70	545600-1	1
2	MOUNT WELDMENT, LT20/40/70 SAW HEAD REST	545618-1	1
3	WASHER, 10.5 FLAT ZINC	F81055-1	8
4	BOLT, ISO 4017-M10X20-8.8-A2E HEX HEAD F	F81003-53	4
5	NUT, M10-8-B HEX NYLON ZINC LOCK	F81033-1	2
6	PIN, 3/8X2 1/4 SNAP	014151	1
7	WASHER, 13 FLAT ZINC	F81056-1	2
8	BOLT, M12X60-8.8 HEX HEAD ZINC	F81004-5	1
9	NUT, M12-8 HEX NYLON ZINC LOCK	F81034-2	1
10	PIN WELDMENT, LT40 SAW HEAD REST	555234-1	1
11	BOLT, M10X140-10.9 HEX HEAD ZINC	F81003-180	2

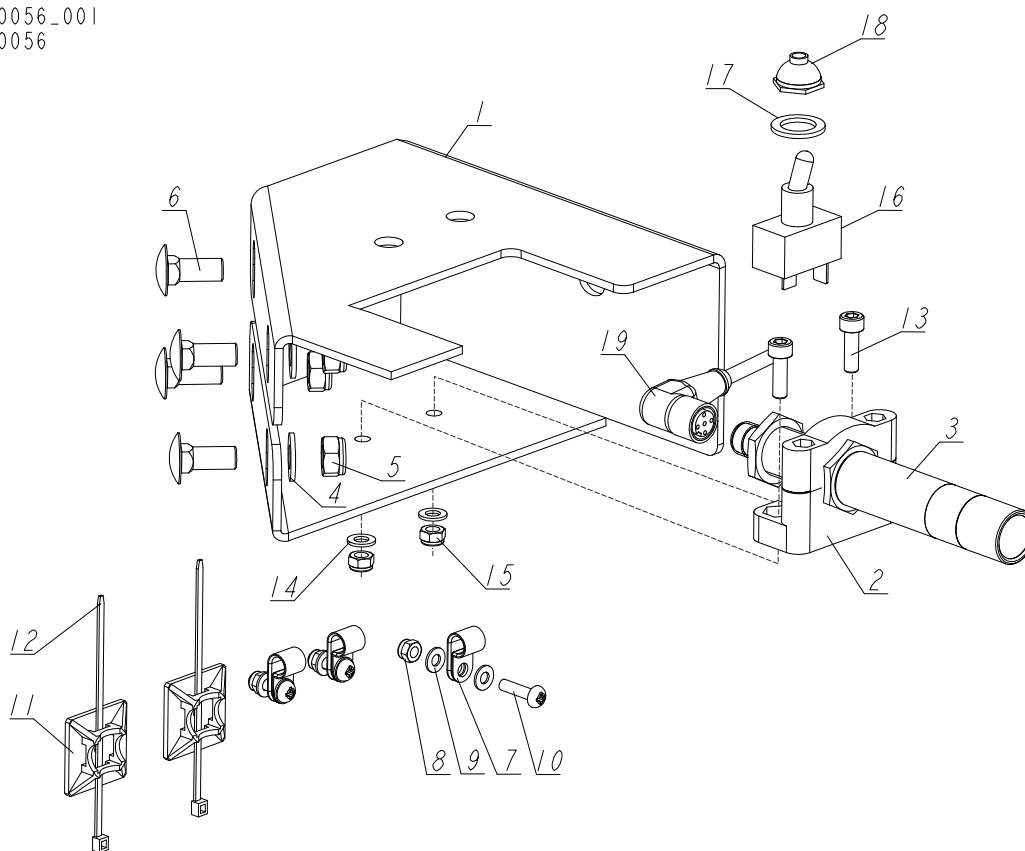
3.19 Saw Head Support Bracket, LT20 Wide - "M" Frame

580640_001
580640

REF	DESCRIPTION (u indicates parts available in assemblies only)	PART #	QTY
-	BRACKET, LT20 WIDE SAWMILL HEAD REST - M FRAME	580640	1
1	BASE, SAW HEAD BRACKET LT20/40/70	545600-1	1
2	BASE, LT20 WIDE SAW HEAD	580643-1	1
3	PIN, LT20 WIDE SAW HEAD REST	580642-1	1
4	WASHER, 10.5 FLAT ZINC	F81055-1	8
5	WASHER, Z 10.2 SPLIT LOCK ZINC	F81055-2	4
6	BOLT, M10X25 8.8 HEX HEAD FULL THREAD	F81003-31	4
7	NUT, M10-8-B HEX NYLON ZINC LOCK	F81033-1	2
8	PIN, 3/8X2 1/4 SNAP	014151	1
9	WASHER, 13 FLAT ZINC	F81056-1	2
10	BOLT, M12X60-8.8 HEX HEAD ZINC	F81004-5	1
11	NUT, M12 8 HEX NYLON ZINC LOCK	F81034-2	1
12	BOLT, M10X140-10.9 HEX HEAD ZINC	F81003-180	2

3.20 LT20 Laser Sight

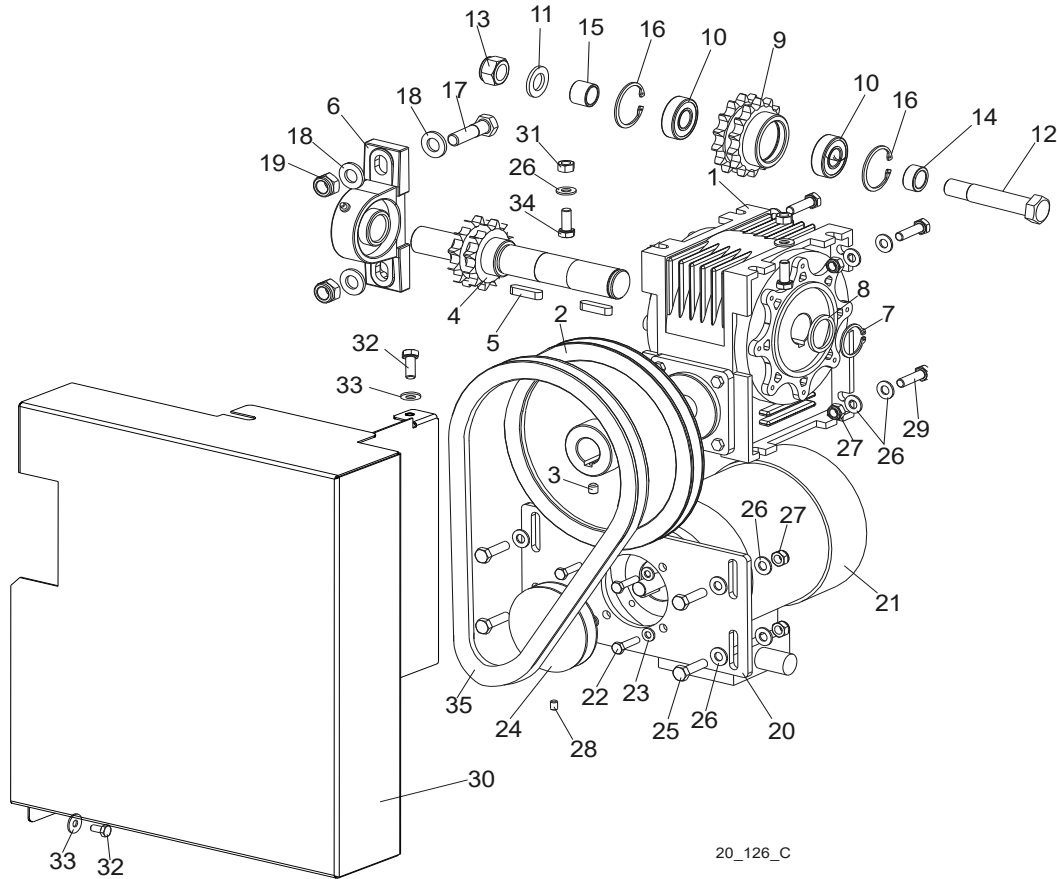
550056_001
550056



REF.	DESCRIPTION (◆ Indicates Parts Available In Assemblies Only)	PART #	QTY
-	LASER SIGHT, LT20 COMPLETE	550056	1
1	BRACKET, LT20 LASER MOUNT	550055-1	1
2	BRACKET, SMB 18SF LASER SWIVEL	503469	1
3	LASER, Z5M18B-F-532-IG90 GREEN LINE	501025	1
4	WASHER, 8.4 FLAT ZINC	F81054-1	4
5	NUT, M8-8-B HEX NYLON ZINC LOCK	F81032-2	4
6	BOLT, M8x20-8.8 CARRIAGE ZINC	F81002-11	4
7	ELEMENT, EE63 MOUNTING	F81080-4	3
8	NUT, M4-8 HEX NYLON ZINC LOCK	F81029-1	3
9	WASHER, 4.3 FLAT ZINC	F81051-2	6
10	SCREW, M4x16 5.8-B CROSS RECESSED PAN HEAD ZINC	F81011-42	3
11	ELEMENT, E9S SELF-ADHESIVE MOUNT	087695	2
12	TIE, TK 9/3 CABLE	F81082-4	2
13	SCREW, M5x16-8.8 HEX SOCKET HEAD CAP ZINC	F81000-25	2
14	WASHER, 5.3 FLAT ZINC	F81052-1	2
15	NUT, M5-8 DIN985 ZINC-PLATED	F81030-2	2
16	SWITCH, TOGGLE	P03027	1
17	WASHER, 1/2X3/4X1/16 NYLON	P05251-1	1
18	BOOT, TOGGLE SWITCH	P02575	1
19	CABLE, 5M SAFETY SWITCH	087652	1

SECTION 4 UP/DOWN ASSEMBLY

4.1 Up/Down Assembly, AC Mills

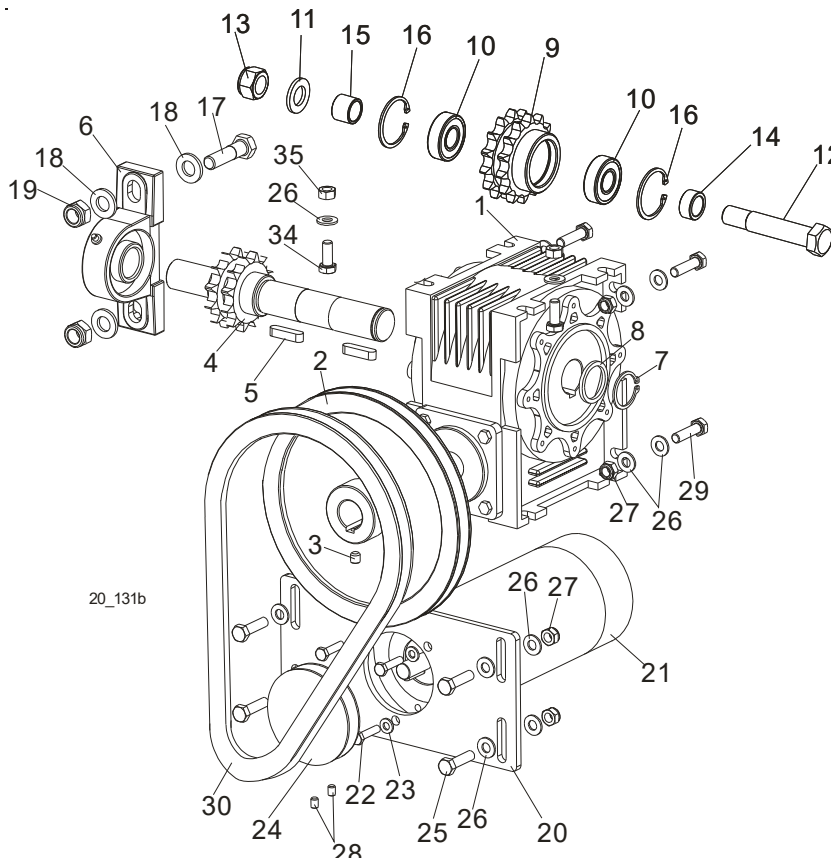


20_126_C

REF.	DESCRIPTION (◆ Indicates Parts Available In Assemblies Only)	PART #	QTY	
	MOTOR ASSEMBLY, LT20 AC UP/DOWN	098300	1	◆
	Motor Assembly, LT20 Up/Down	098299	1	
1	Box, R-63/66/F1/B3 Gear	097786	1	
2	Pulley, LT20	091078-1	1	
3	Screw, M8x8-33H Hex Socket Set Flat Point	F81014-1	1	
4	Shaft, LT20 Up/Down w/Sprocket	512249-1	1	
5	Key, A8x7x32 Parallel	088564	2	
6	Bearing Assembly, UCP 205CX	088468	1	
7	Ring, Z28 Outside Retaining	F81090-12	1	
8	Washer	098351	1	
	Sprocket Assembly	512276	2	
9	Sprocket, ULMER T08260	512247-1	1	
10	Spacer, Drive Bearing	098166	2	
11	Washer, M16 Flat Zinc	F81058-1	2	
12	Pin, Up/Down Drive Shaft	098289-1	1	
13	Nut, M16-8 Hex Nylon Zinc Lock	F81036-2	1	

14	BUSHING, D42 BELT TENSIONER SPACER ZINC-PL.	087965-1	1	
15	BUSHING, UP/DOWN SPROCKET SPACER ZINC-PL.	088792-1	1	
16	RING, W40 INSIDE RETAINING	F81090-3	2	
17	Bolt, M12x45-8.8 Hex Head Zinc	F81004-32	2	
18	Washer, 13 Flat Zinc	F81056-1	4	
19	Nut, M12-8 Hex Nylon Zinc Lock	F81034-2	2	
	Motor Assembly, LT20 AC Up/Down	091302	1	
20	Plate, LT20AC Up/Down Motor Mount	098355-1	1	
21	Motor, SKh 71- 4B2 RAL 9005	091304	1	
22	Bolt, M6x25-5.8 Hex Head Full Thread Zinc	F81001-3	4	
23	Washer, 6.4 Flat Zinc	F81053-1	4	
24	Pulley, LT20 Power Feed Gear Box	090699-1	1	
25	Bolt, M8x30-5.8 Hex Head Full Thread Zinc	F81002-2	4	
26	Washer, 8.4 Flat Zinc	F81054-1	18	
27	Nut, M8-8-B Hex Nylon Zinc Lock	F81032-2	8	
28	Screw, M6x8 Hex Socket Set Flat Point Zinc	F81013-1	1	
29	Bolt, M8x30-8.8-B Hex Head Full Thread Zinc	F81002-7	4	
30	Guard, Up/Down Front	517500-1	1	
31	Nut, M8-8-B Hex Zinc	F81032-1	2	
32	Bolt, M6x12-8.8 Hex Head Full Thread Zinc	F81001-7	2	
33	Washer, 6.5 Special Flat Zinc	F81053-11	2	
34	Bolt, M8x20-5.8 Hex Head Full Thread Zinc	F81002-1	2	
35	V-Belt, HA-800 (Kleberg)	091086	1	

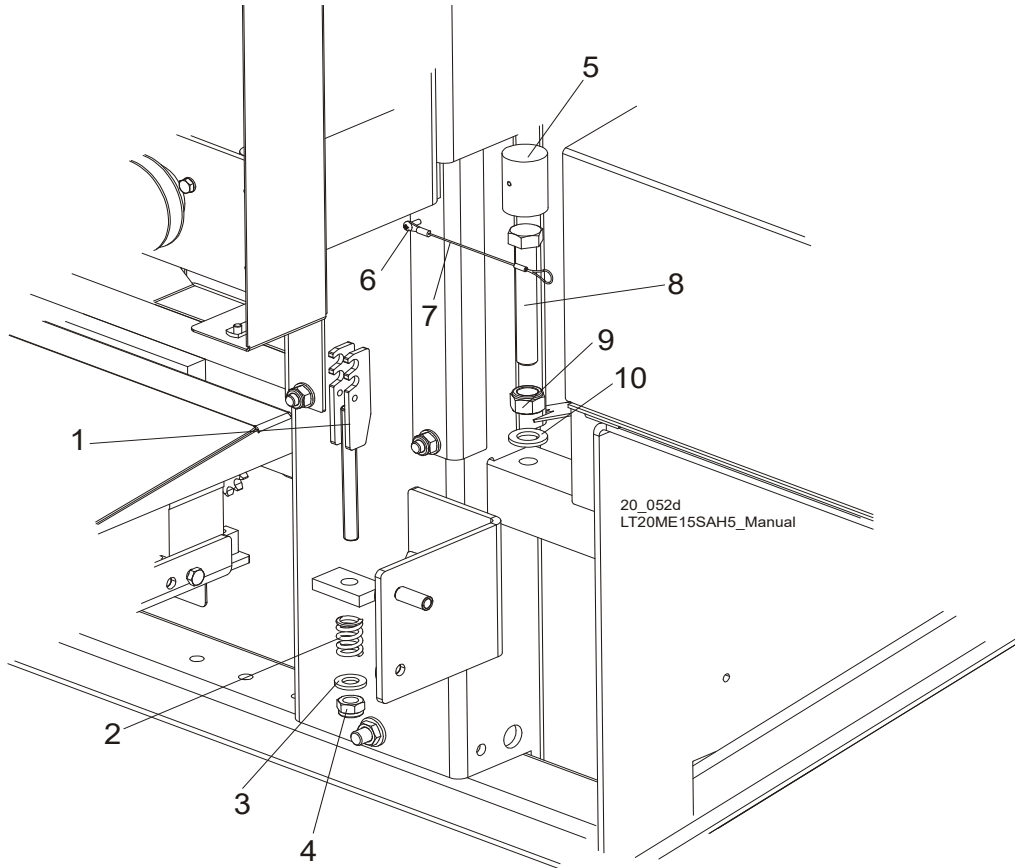
4.2 Up/Down Assembly, DC Mills



REF.	DESCRIPTION (◆ Indicates Parts Available In Assemblies Only)	PART #	QTY	
	MOTOR ASSEMBLY, LT20 DC UP/DOWN	098346	1	◆
	Motor Assembly, LT20 Up/Down	098299	1	
1	Box, R-63/66/F1/B3 Gear	097786	1	
2	Pulley, LT20	091078-1	1	
3	Screw, M8x8-33H Hex Socket Set Flat Point	F81014-1	1	
4	Shaft, LT20 Up/Down w/Sprocket	512249-1	1	
5	Key, A8x7x32 Parallel	088564	2	
6	Bearing Assembly, UCP 205CX	088468	1	
7	Ring, Z28 Outside Retaining	F81090-12	1	
8	Washer	098351	1	
	Sprocket Assembly	512276	2	
9	Sprocket, ULMER T08260	512247-1	1	
10	Spacer, Drive Bearing	098166	2	
11	Washer, 17 Flat Zinc	F81058-1	2	
12	Pin, Up/Down Drive Shaft	098289-1	1	
13	Nut, M16-8 Hex Nylon Zinc Lock	F81036-2	1	
14	Bushing, D42 Belt Tensioner Spacer Zinc-pl.	087965-1	1	
15	Bushing, Up/down Sprocket Spacer Zinc-pl.	088792-1	1	
16	Ring, W40 Inside Retaining	F81090-3	2	
17	Bolt, M12x45-8.8 Hex Head Zinc	F81004-32	2	

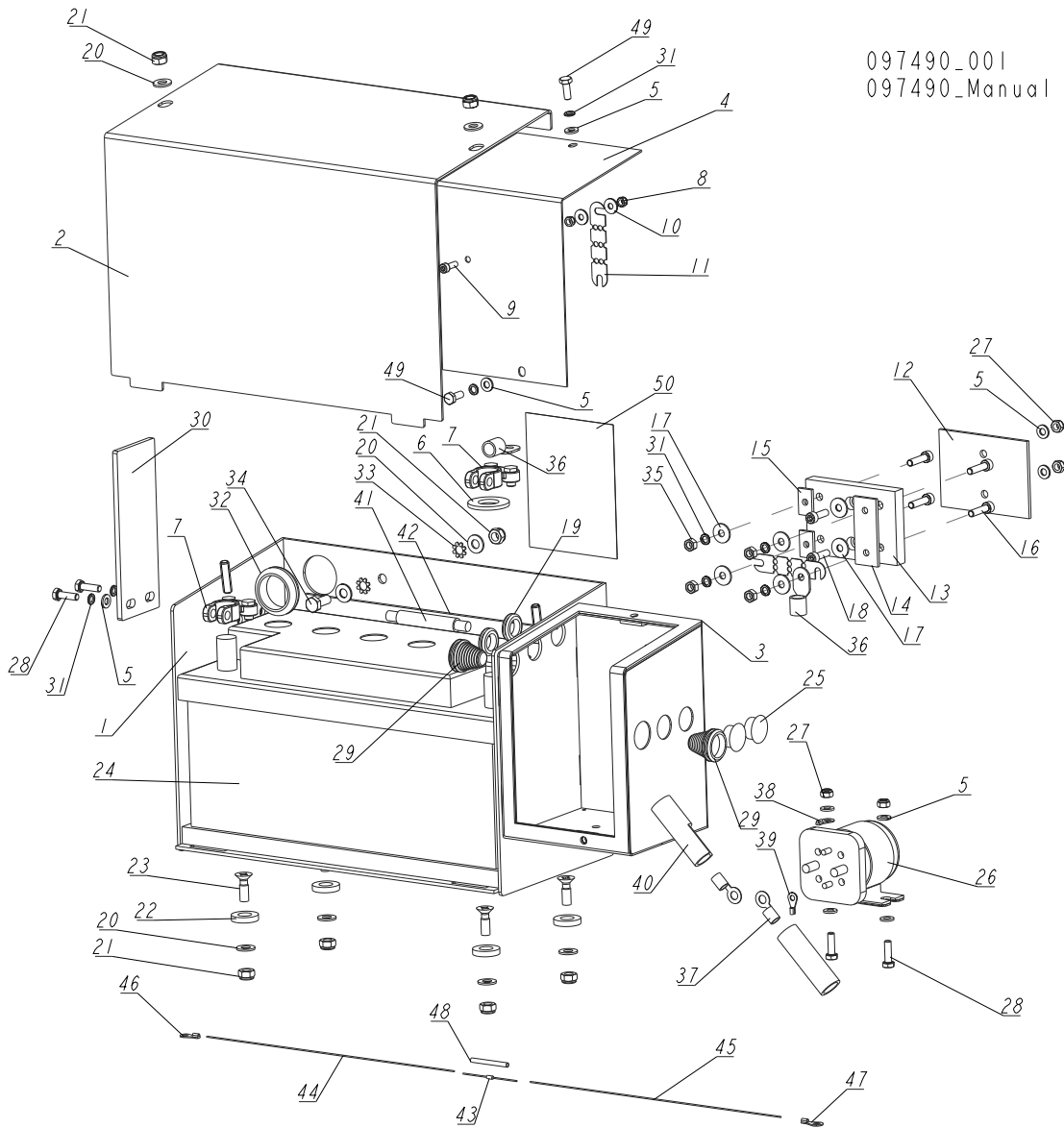
18	Washer, 13 Flat Zinc	F81056-1	4	
19	Nut, M12-8 Hex Nylon Zinc Lock	F81034-2	2	
	Motor Assembly, LT20 DC Up/Down	091303	1	
20	Plate, LT20 DC Up/Down Motor Mount	098363-1	1	
21	Motor, 0.5HP 12V DC Up/Down & Power Feed	006747	1	
	Brush Kit, 0.5/0.75HP 12VDC	061794		
22	Bolt, M6x25 -5.8 Hex Head Full Thread Zinc	F05005-1	3	
23	Washer, 6.4 Flat Zinc	F81053-1	3	
24	Pulley, "A" SR. 82/12.7	093158-1	1	
25	Bolt, M8x30-5.8 Hex Head Full Thread Zinc	F81002-2	4	
26	Washer, 8.4 Flat Zinc	F81054-1	18	
27	Nut, M8-8-B Hex Nylon Zinc Lock	F81032-2	8	
28	Screw, M6x8 Hex Socket Set Flat Point Zinc	F81013-1	2	
29	Bolt, M8x30-8.8-B Hex Head Full Thread Zinc	F81002-7	4	
30	V-Belt, HA-800 (Kleberg)	091086	1	

4.3 Up/Down Chain Tensioner Assembly



REF.	DESCRIPTION (◆ Indicates Parts Available In Assemblies Only)	PART #	QTY
1	TENSIONER WELDMENT, LT20 UP/DOWN CHAIN ZINC-PLATED	512259-1	1
2	SPRING, 14 X 30 X 3.2	090797	1
3	WASHER, 13 ZINC FLAT	F81056-1	1
4	NUT, M12-8 HEX NYLON ZINC LOCK	F81034-2	1
	BLOCK, HEAD SUPPORTING, COMPLETE	097775	1
5	Block, Head Support	097771-1	1
6	Screw, M4x12-5.8-B Cross Recessed Pan Head Zinc	F81011-43	1
7	Lanyard, 3/64 x 6	016030	1
8	BOLT, M16X110-8.8 HEX HEAD ZINC	F81006-24	1
9	NUT, M16-8 HEX NYLON ZINC LOCK	F81036-2	1
10	WASHER, 17 FLAT ZINC	F81058-1	1
	CHAIN, LT20 UP/DOWN TYPE 10B-2-111 LINKS	512641	1

4.4 Battery Box Assembly (DC Sawmills)

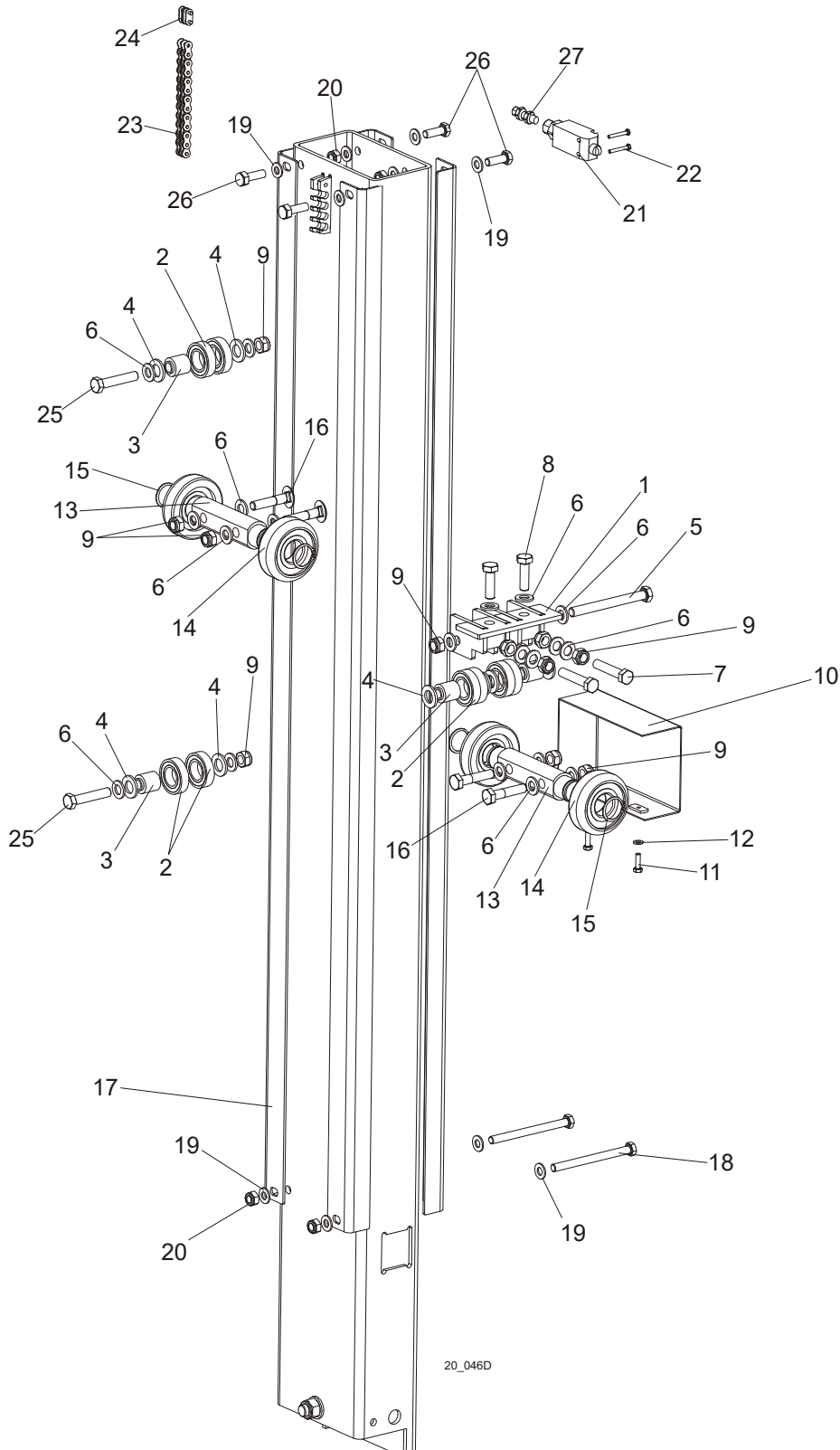


REF.	DESCRIPTION (◆ Indicates Parts Available In Assemblies Only)	PART #	QTY
	BATTERY BOX, T20 B/H - COMPLETE	097490	1
1	BOX, BATTERY	097486-1	1
2	LID, BATTERY BOX	097489-1	1
3	GASKET, FUSE BOX	092226	1
4	LID, FUSE BOX	092222-1	1
5	WASHER, 6.4 FLAT ZINC	F81053-1	10
6	WASHER, FELT BATTERY TERMINAL	P12161	1
7	TERMINAL, BATTERY	P05085	2
8	NUT, M5-8 DIN985 ZINC-PLATED	F81030-2	2
9	SCREW, M5X16-8.8 HEX SOCKET HEAD CAP ZINC	F81000-25	1
10	WASHER, 5.5 SPECIAL FLAT ZINC	F81052-3	2
11	FUSE, 150A 12V LINK	023361	2

REF.	DESCRIPTION (◆ Indicates Parts Available In Assemblies Only)	PART #	QTY	
12	PLATE, 3MM PLASTIC FUSE BOX	585483	1	
	BLOCK, RELAY	585482	1	
13	BLOCK, FUSE MOUNT	585484	1	
14	PLATE 64X25	585486	1	
15	PLATE 15X25	585485	2	
16	SCREW, M6X25-8.8 HEX SOCKET HEAD CAP ZINC	F81001-41	4	
17	WASHER, 6.5 SPECIAL FLAT ZINC	F81053-11	6	
18	SCREW, M6X20 8.8 HEX SOCKET HEAD CAP ZINC	F81001-22	2	
19	GROMMET, 5/8 ID RUBBER	P11764	2	
20	WASHER, 8.4 FLAT ZINC	F81054-1	8	
21	NUT, M8 8 HEX NYLON ZINC LOCK	F81032-2	7	
22	BUSHING, 12.6 HOLE 5MM LONG SPACER	R80671-5	4	
23	SCREW, M8X25-5.8 CROSS RECESSED COUNTERSUNK HEAD ZINC	F81002-51	4	
24	BATTERY, "BANNER" 12V100AH	088323	1	
25	CAP, SR1086 22.2 HOLE	093544	2	
26	SOLENOID, 200A 12V SPST CONT. DUTY	015470	1	
27	NUT, M6-8-B HEX NYLON ZINC LOCK	F81031-2	4	
28	BOLT, M6X20 8.8 HEX HEAD FULL THREAD ZINC	F81001-2	4	
29	GROMMET, 1709 (26/3/10-22) STEPPED	098816	2	
30	PLATE, GUIDE	098662-1	1	
31	WASHER, Z 6.1 SPLIT LOCK ZINC	F81053-3	8	
32	GROMMET, PVC 32/38 BL.3MM	500663	1	
33	WASHER, 8.4 EXTERIOR STAR LOCK ZINC	F81054-3	2	
34	BOLT, M8X20 8.8 HEX HEAD FULL THREAD ZINC	F81002-4	1	
35	NUT, M6 8 HEX ZINC	F81031-1	4	
36	TERMINAL, KO50/6 RING	F81067-4	2	
37	TERMINAL, KO50/8 RING	F81067-2	2	
38	TERMINAL, KO 2.5/6 RING	F81064-13	1	
39	TERMINAL, KO 2.5/5 RING	F81064-1	1	
40	BOOT, 5/8 BLACK BATTERY TERMINAL	S11947	2	
41	CABLE, H07V-K BK 1X50	R80591-1	1	
42	CABLE, H05V-K 1X1MM2 BK BLACK	R80583-21	1	
	DIODE, INDUCTIVE KICK PROTECTION - COMPLETE	087496	1	
43	DIODE, 1N4007	087497	1	
44	CABLE, H05V-K 1X1MM2 RD RED	R80583-2	1	
45	CABLE, H05V-K 1X1MM2 BK BLACK	R80583-21	1	
46	TERMINAL, KO 2.5/5 RING	F81064-1	1	
47	TERMINAL, 2.5/6 RING	F81064-13	1	
48	TUBING, RC4/1 BLACK HEAT SHRINK	R80600-5	1	
49	BOLT, M6X16-8.8 HEX HEAD FULL THREAD ZINC	F81001-15	2	
50	DECAL, FUSE LINK 150A ID	015369	1	

SECTION 5 UP/DOWN ROLLERS & BLADE HEIGHT SCALE

5.1 Up/Down Rollers

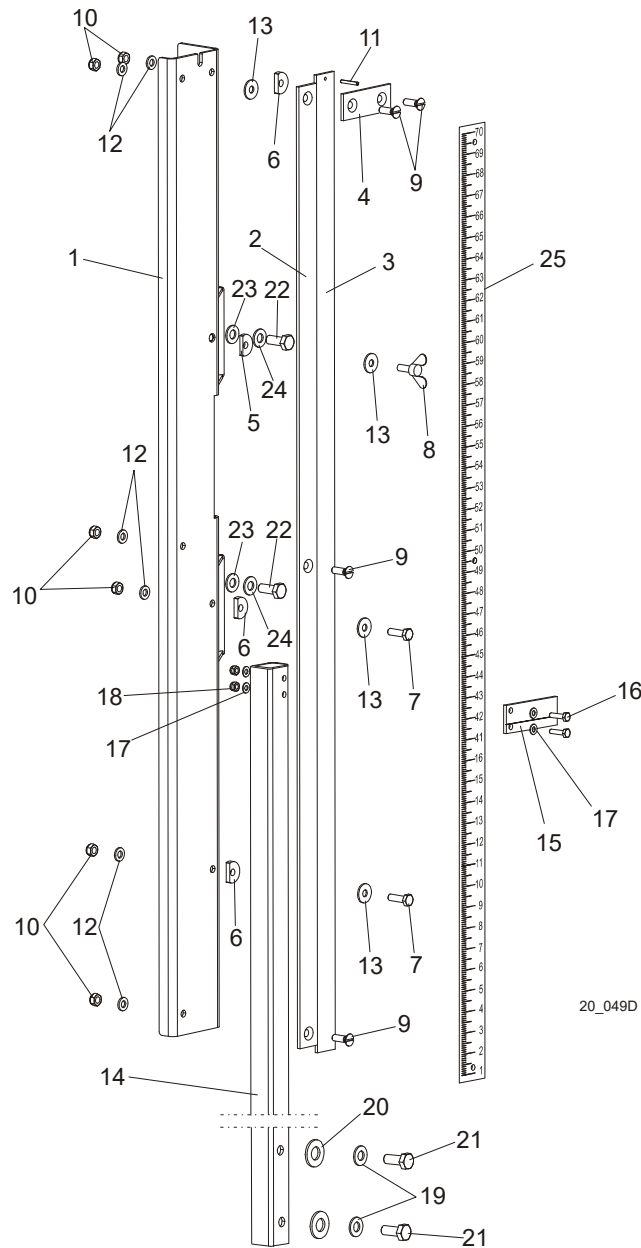


20_046D

REF.	DESCRIPTION (◆ Indicates Parts Available In Assemblies Only)	PART #	QTY
1	BRACKET WELDMENT, LT20 UP/DOWN ROLLER	091095-1	1

2	BEARING, 6005 2RSH SKF	550540	8	
3	BUSHING, LT20 UP/DOWN ROLLER	090790	4	
4	WASHER, 17 ZINC FLAT	F81058-1	10	
5	BOLT, M12 X 120 8.8 HEX HEAD ZINC	F81004-38	1	
6	WASHER, 13 ZINC FLAT	F81056-1	20	
7	BOLT, M12 X 60-8.8 HEX HEAD FULL THREAD ZINC	F81004-51	2	
8	BOLT, M12 X 40-8.8 HEX HEAD FULL THREAD ZINC	F81004-4	2	
9	NUT, M12-8 HEX NYLON ZINC LOCK	F81034-2	11	
10	GUARD, LT20 UP/DOWN ROLLERS PTD	091619-1	1	
11	BOLT, M6 X 20-8.8 HEX HEAD FULL THREAD ZINC	F81001-2	2	
12	WASHER, 6.4 ZINC FLAT	F81053-1	2	
13	SHAFT, UP/DOWN ROLLERS ZINC-PLATED	090616-1	2	
14	ROLLER, CBK-468	088433	4	
15	RING, Z30 SPRING RETAINING	F81090-23	4	
16	BOLT, M12X55-8.8 HEX HEAD FULL THREAD ZINC	F81004-43	4	
17	ANGLE, LT20 MAST TUBE	091182	4	
18	BOLT, M10 X 125-8.8 HEX HEAD ZINC	F81003-18	2	
19	WASHER, 10.5 ZINC FLAT	F81055-1	22	
20	NUT, M10-8-B HEX NYLON ZINC LOCK	F81033-1	10	
21	SWITCH, GLCB01C LIMIT	100910	1	
22	BOLT, M4 X 30 8.8 HEX HEAD FULL THREAD ZINC	F81011-5	2	
23	CHAIN, LT20 UP/DOWN TYPE 10B-2-111 LINKS	512641	1	
24	LINK, 10B-2Pz	088673	1	
25	BOLT, M12X60-8.8 HEX HEAD ZINC	F81004-5	2	
26	BOLT, M10X25-8.8 HEX HEAD FULL THREAD ZINC	F81003-11	4	
27	GROMMET DP 9/H	F81096-2	1	

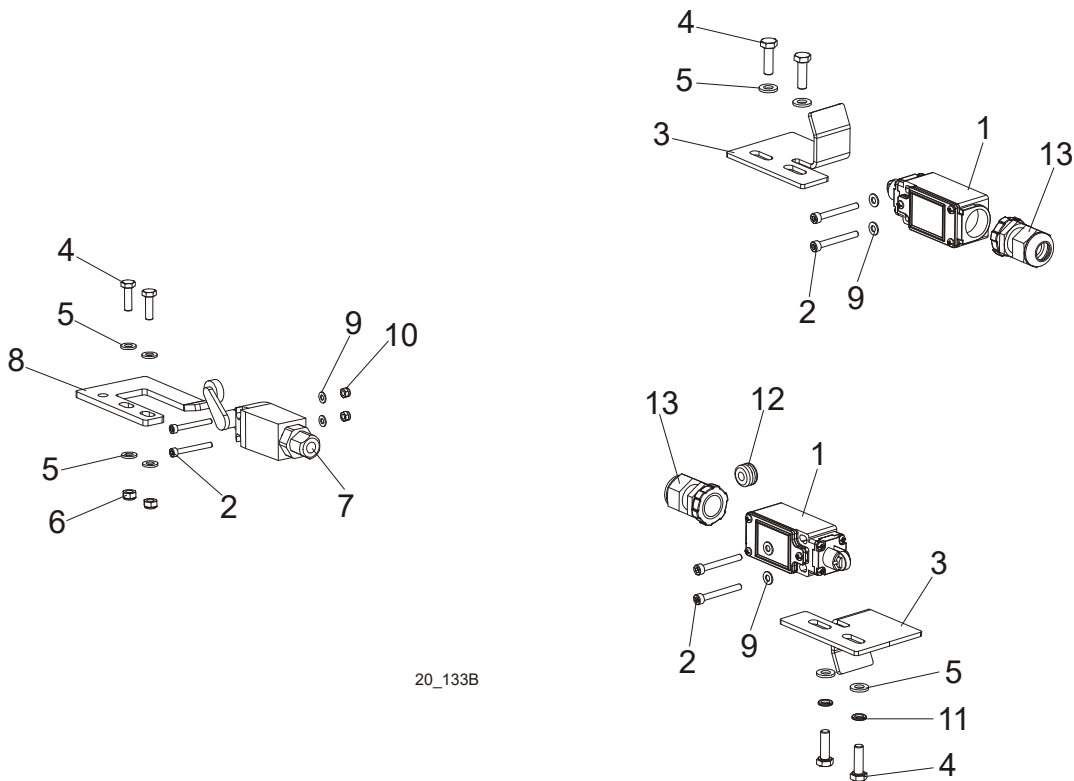
5.2 Blade Height Scale



REF.	DESCRIPTION (◆ Indicates Parts Available In Assemblies Only)	PART #	QTY
	SCALE, LT20 W/INDICATOR COMPLETE	504253	1
	SCALE, LT20 COMPLETE	093135	1
1	BRACKET, SCALE MOUNT PTD	092749-1	1
2	BAR, SCALE	092750	1
3	BAR, INCH SCALE	093133	1
4	BAR, SCALE MOUNT	093134	1
5	WASHER, 6.2X20X3.5 SPECIAL	503096	1
6	WASHER, 6.2X20X4.5 SPECIAL	503098	3
7	BOLT, M6X20-8.8 HH FULL THREAD ZINC	F81001-2	2
8	SCREW, M6X16 BN276 DIN 316 THUMB	F81001-16	1

9	SCREW, M6X20- 4.8-B FE/ZN5 PN-85/M-82207	F81001-31	4	
10	NUT, M6-8-B HEX NYLON LOCK ZINC	F81031-2	6	
11	PIN, 3x20 ROLL ZINC	F81044-5	1	
12	WASHER, 6.4 FLAT ZINC	F81053-1	6	
13	WASHER, 6.5 SPECIAL FLAT ZINC	F81053-11	4	
	INDICATOR, LT20 CUTTING HEIGHT COMPLETE	504086	1	
14	BRACKET, SCALE INDICATOR MOUNT	092751-1	1	
15	INDICATOR, BLADE HEIGHT SCALE	094821	1	
16	BOLT, M5x16-8.8 HEX HEAD FULL THREAD ZINC	F81000-20	2	
17	WASHER, 5.3 FLAT ZINC	F81052-1	4	
18	NUT, M5-8-Fe/Zn5 DIN985	F81030-2	2	
19	WASHER, 8.4 FLAT ZINC	F81054-1	2	
20	WASHER, 8.2 SPLIT LOCK ZINC	F81054-4	2	
21	BOLT, M8 X 45 - 8.8 HEX HEAD FULL THREAD ZINC	F81002-14	2	
22	BOLT, M8 X 20-5.8 HEX HEAD FULL THREAD ZINC	F81002-1	2	
23	WASHER, 8.5 SPECIAL FLAT ZINC	F81054-11	2	
24	WASHER, 8.2 SPLIT LOCK ZINC	F81054-4	2	
25	DECAL, LT20 0-80CM METRIC SCALE	091239	1	
	DECAL, 45-63MM METRIC	P12040-2	1	
	DECAL, 16-40MM METRIC	P12040-1	1	

5.3 Limit Switches

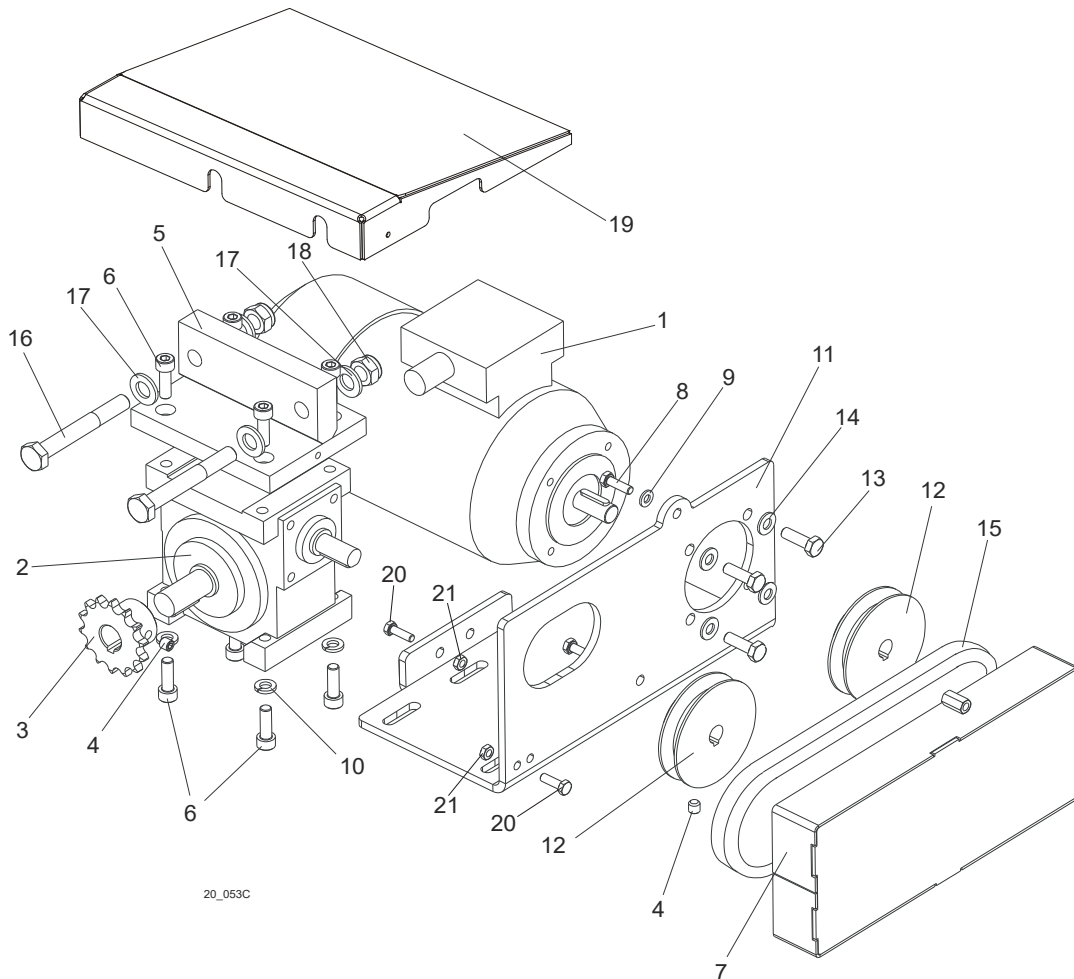


20_133B

REF.	DESCRIPTION (◆ Indicates Parts Available In Assemblies Only)	PART #	QTY
1	SWITCH, GLCB01C LIMIT	100910	2
2	SCREW, M4x35-8.8 HEX SOCKET HEAD CAP ZINC	F81011-34	6
3	BRACKET, LIMIT SWITCH	091682-1	2
4	BOLT, M6X20-8.8 HEX HEAD FULL THREAD ZINC	F81001-2	6
5	WASHER, 6.4 FLAT ZINC	F81053-1	8
6	NUT, M6-8-B HEX NYLON LOCK ZINC	F81031-2	2
7	SWITCH, GLCB01A1B LIMIT	100931	1
8	BRACKET, LIMIT SWITCH	091852-1	1
9	WASHER, 4.3 FLAT ZINC	F81051-2	6
10	NUT, M4-B HEX NYLON LOCK ZINC	F81029-1	2
11	WASHER, Z6.1 SPLIT LOCK ZINC	F81053-3	2
12	GROMMET, RUBBER INSIDE DIA. 6mm	085338	1
13	GLAND, SKINTOP ST PG 13.5 GREY CABLE	086524	2

SECTION 7 POWER FEED & TRACK ROLLERS

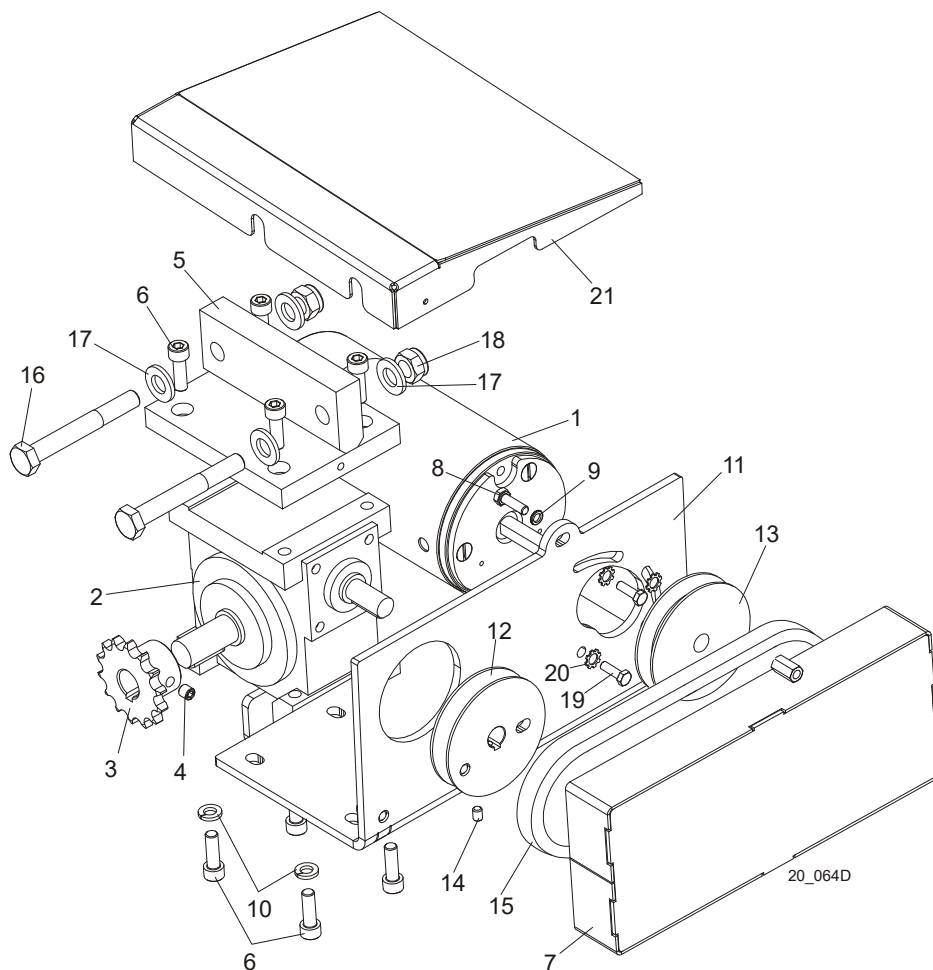
7.1 Power Feed Assembly, AC Mills



REF.	DESCRIPTION (◆ Indicates Parts Available In Assemblies Only)	PART #	QTY
	POWER FEED ASSEMBLY, LT20 AC	091196	1
1	Motor, Kh71X-2C2, RAL 9005	097313	1
2	Gear Box, RA-04/7.5/D1/N+S/B8 w/Output Shaft	090698	1
3	Sprocket, 08B Z14 Zinc-plated	090702-1	1
4	Screw, M8x8-33H Hex Socket Set Flat Point Zinc	F81014-1	1
5	Bracket, Power Feed Gear Box Mount	090715-1	1
6	Screw, M8X25-8.8 Hex Socket Head Cap Zinc	F81002-21	4
7	Guard, Power Feed Drive Belt	091195-1	1
8	Bolt, M6x20-8.8 Hex Head Full Thread Zinc	F81001-2	2
9	Washer, 6.4 Zinc Flat	F81053-1	2
10	Washer, 8.2 Split Lock Zinc	F81054-4	4
11	Bracket, Power Feed Gear Box	091191	1
12	Pulley, LT20 Power Feed Gear Box	090699-1	2
13	Bolt, M6x20-8.8-B Hex Head Full Thread Zinc	F81001-2	4
14	Washer, 6.1 Split Lock Zinc	F81053-3	4

15	V-Belt, HA-560 (STOMIL-SANOK)	088562	1	
16	BOLT, M12X90-8.8 HEX HEAD ZINC	F81004-2	2	
17	WASHER, 13 ZINC FLAT	F81056-1	4	
18	NUT, M12-8 HEX NYLON ZINC LOCK	F81034-2	2	
19	GUARD, POWER FEED MOTOR	093780-1	1	
20	BOLT, M8 x 25-8.8-B HEX HEAD FULL THREAD ZINC	F81002-5	2	
21	NUT, M8-9-B HEX ZINC	F81032-1	2	

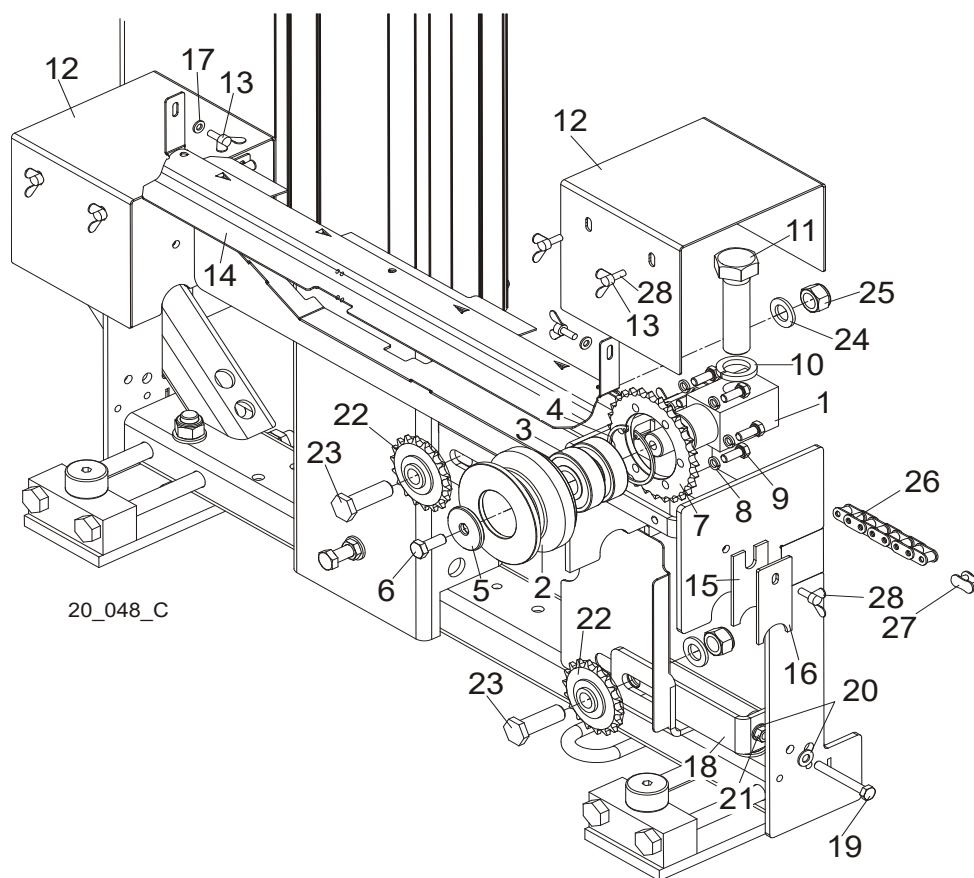
7.2 Power Feed Assembly, DC Mills



REF.	DESCRIPTION (◆ Indicates Parts Available In Assemblies Only)	PART #	QTY
	POWER FEED ASSEMBLY, LT20 DC	090703	1
1	Motor, 12V 0.5HP	006747	1
	Brush Kit, 1/2 HP 12V DC	061794	
2	Gear Box, RA-04/7.5/WBS/i1/N+S/B8 w/Output Shaft	090698	1
3	Sprocket, 10B Z14 Zinc-Plated	090702-1	1
4	Screw, M8x8-33H Hex Socket Set Flat Point Zinc	F81014-1	1
5	Bracket, Power Feed Gear Box Mount	090715-1	1
6	Screw, M8X25-8.8 Hex Socket Head Cap Zinc	F81002-21	4
7	Guard, Power Feed Drive Belt	091195-1	1
8	Bolt, M6x20-8.8 Hex Head Full Thread Zinc	F81001-2	2
9	Washer, Z6.1 Split Lock Zinc	F81053-3	2
10	Washer, 8.2 Split Lock Zinc	F81054-4	4
11	Plate, LT20 Power Feed Motor Mount	502550-1	1
12	Pulley, LT20 Power Feed Gear Box	090699-1	2
13	Sheave, Up/Down Motor "A" 82/12.7	093158-1	1
14	Screw, M6x8 Hex Socket Set Cone Point Zinc	F81013-1	3
15	V-Belt, HA-560 (STOMIL-SANOK)	088562	1

16	Bolt, M12x90-8.8 Hex Head Zinc	F81004-2	2	
17	Washer, 13 Zinc Flat	F81056-1	4	
18	Nut, M12-8 Hex Nylon Zinc Lock	F81034-2	2	
19	Bolt, 1/4-20x3/4 FT HHC	F05005-1	3	
20	Washer, 6.4 Exterior Star Lock Zinc	F81053-2	3	
21	GUARD, POWER FEED MOTOR	093780-1	1	

7.3 Upper Track Rollers And Wipers



REF.	DESCRIPTION (◆ Indicates Parts Available In Assemblies Only)	PART #	QTY
	ROLLER ASSEMBLY, LT20 UPPER TRACK	090662-1	2
	ROLLER ASSEMBLY, LT20B UPPER TRACK	513500-1 ¹	2
1	Block, Upper Track Roller Mount	090665	1
2	Roller, Upper Track	090663	1
3	Bearing, 6305 2RS NSK	P08066	2
4	Ring, 2 7/16" Bevelled Snap	F04254-21	1
5	Washer, Drive Wheel	086286	1
6	Bolt, M10x25-8.8 Hex Head Full Thread Zinc	F81003-11	1
7	Sprocket, O8B Z28	090664 ²	2
8	Washer, 8.2 Split Lock Zinc	F81054-4 ²	6
9	Bolt, M8x20-5.8 Hex Head Full Thread Zinc	F81002-1 ²	6
10	WASHER, Z 24.5 SPLIT LOCK ZINC	F81061-4	2
11	BOLT, M24X2X90-8.8 HEX HEAD FULL THREAD ZINC	F81009-2	2
12	GUARD, UPPER TRACK ROLLER	090749-1	2
13	SCREW, M6 X 16 BN276 DIN 316 THUMB	F81001-16 ¹	4
14	COVER, LT20 MIDDLE TRACK W/FELT - SERVICE	522292-S	1
	Cover, LT20 Middle Track	522292-1	1
	Strip, 3/16 X 2 X 23 Felt	S09915	1

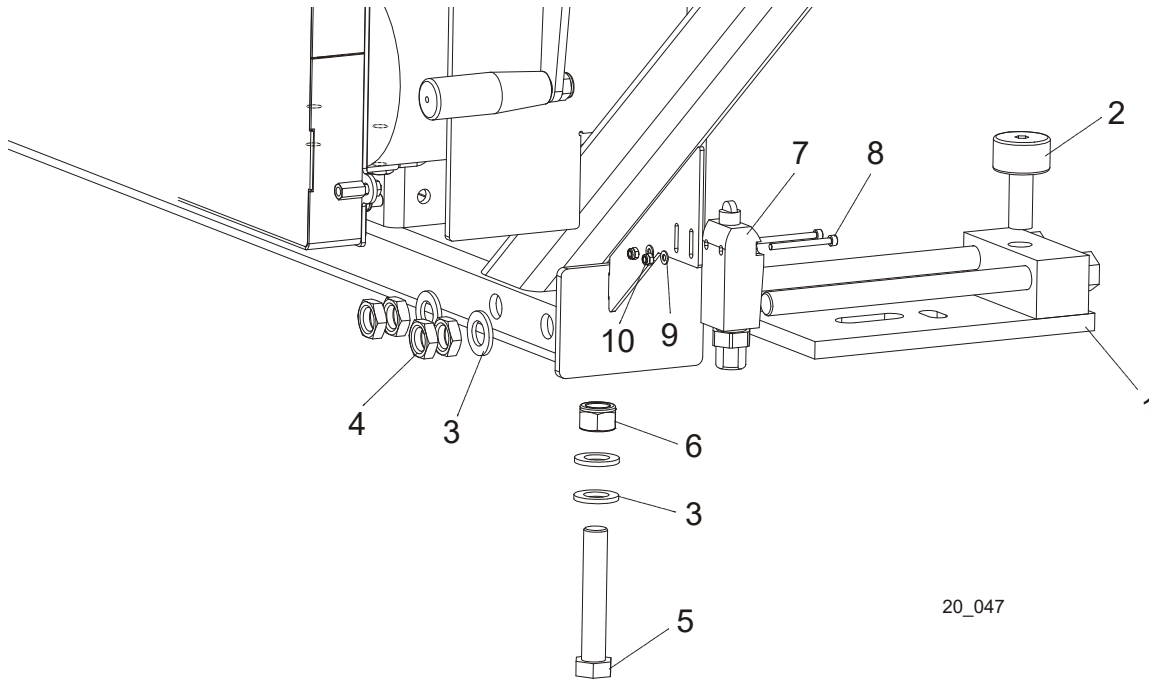
15	WIPER, TOP RAIL	M04113	2	
16	PLATE, TRACK WIPER	088559-1	2	
17	WASHER, 6.4 ZINC FLAT	F81053-1	2	
18	TENSIONER, POWER FEED SPROCKET	092862-1 ³	1	
19	BOLT, M8 X 65-5.8 HEX HEAD ZINC	F81002-3 ³	1	
20	WASHER, 8.4 FLAT ZINC	F81054-1 ³	2	
21	NUT, M8-8-B HEX ZINC	F81032-1 ³	1	
22	SPROCKET, IDLER Z=18 KSR16.L0.08.10.18.0	088700 ³	2	
23	BOLT, SPROCKET MOUNT	091744-1 ³	2	
24	WASHER, 17 FLAT ZINC	F81058-1 ³	2	
25	NUT, M16-8 HEX NYLON ZINC LOCK	F81036-2 ³	2	
26	CHAIN, LT20 08B-185 TYPE POWER FEED	091624 ³	1	
27	LINK, 08B-1PZ MASTER	091625 ³	1	
28	SCREW, M6 X 20 BN276 DIN 316 THUMB	F81001-58	10	
	SCREW, M6 X 20 BN276 DIN 316 THUMB	F81001-58	4 ¹	

¹ Belongs to LT20B-ECP

² Does not belong to 513500-1

³ Does not belong to LT20B-ECP

7.4 Lower Track Rollers

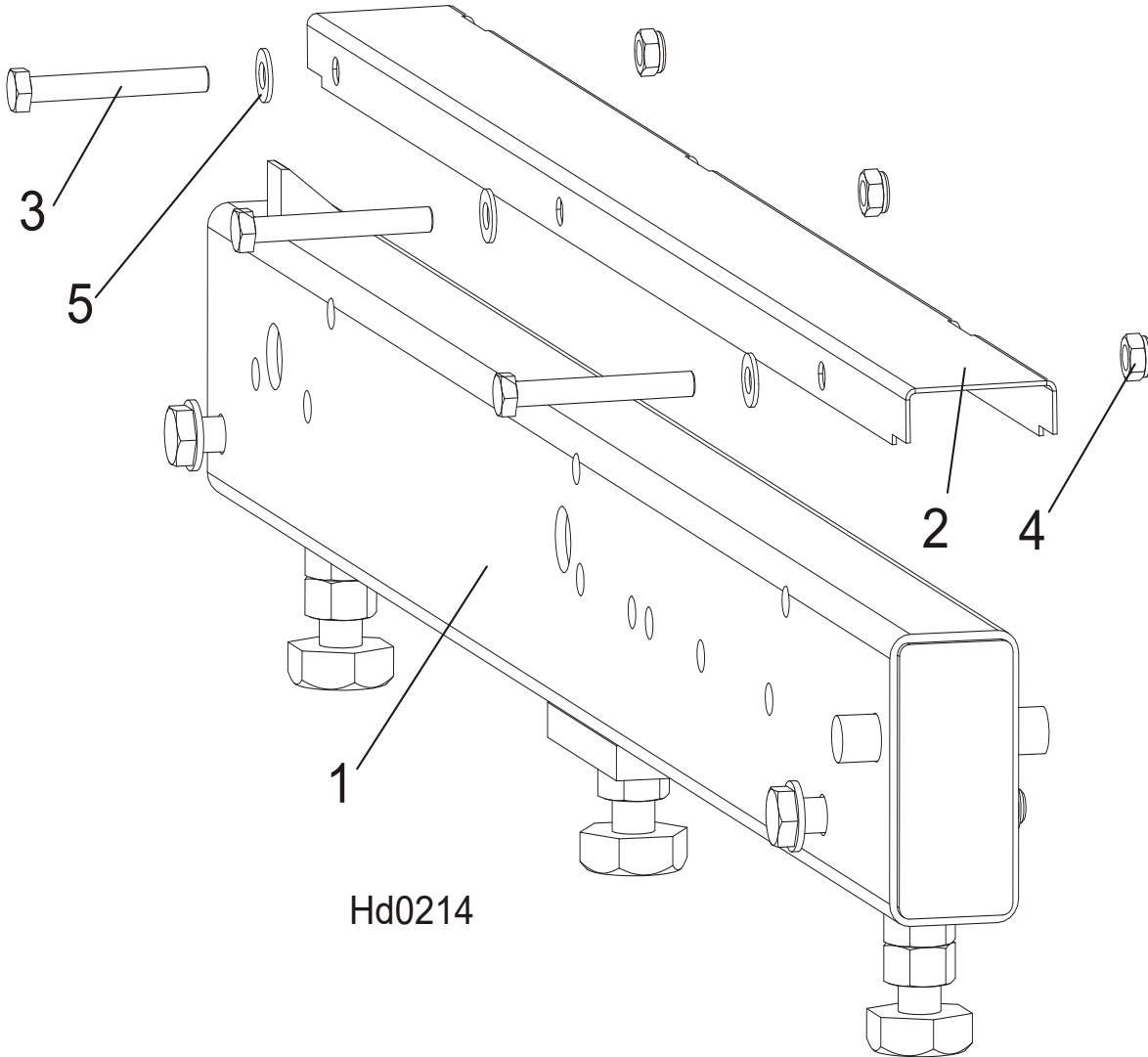


20_047

REF.	DESCRIPTION (◆ Indicates Parts Available In Assemblies Only)	PART #	QTY
	ROLLER ASSEMBLY, LT20 LOWER TRACK	090670	2
1	Bracket, LT20 Lower Track Roller	090671-1	1
2	Bearing, Cam Follower (McGill)	012797	1
3	WASHER, 17 ZINC FLAT	F81058-1	4
4	NUT, M16 HEX THIN ZINC	F81036-4	4
5	BOLT, M16 X 90-8.8 HEX HEAD ZINC	F81006-17	1
6	NUT, M16-8 HEX NYLON ZINC LOCK	F81036-2	1
7	SWITCH, GLCB01A1B LIMIT	100931	1
8	SCREW, M4 X 45-8.8 HEX SOCKET HEAD CAP ZINC	F81011-33	2
9	NUT, M4-B HEX NYLON ZINC LOCK	F81029-1	2
10	WASHER, 4.3 ZINC FLAT	F81051-2	2

SECTION 8 BED FRAME ASSEMBLY

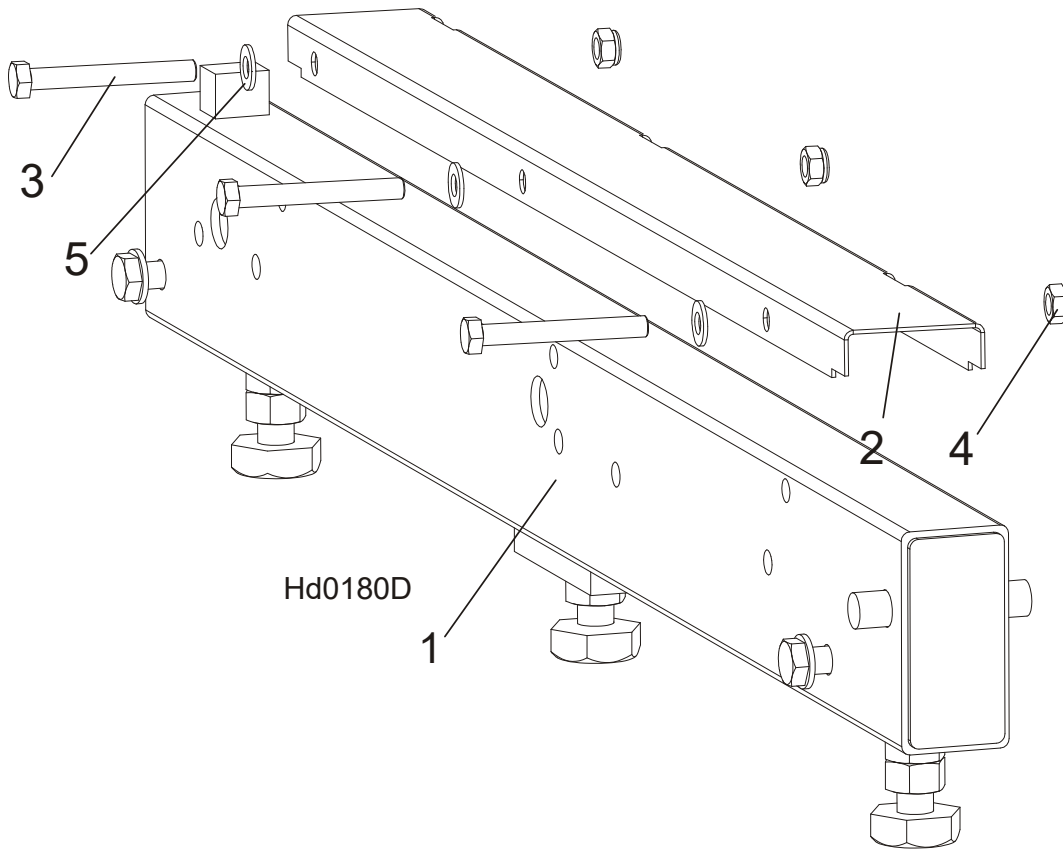
8.1 Bed Rail Assembly, Front (S/M Type Frame)



REF.	DESCRIPTION (◆ Indicates Parts Available In Assemblies Only)	PART #	QTY
1	BED DRIVE ROLLER (S&M FRAME)	100676	1
2	COVER, STAINLESS STEEL BED RAIL	099124	1
3	BOLT, M8X65-5,8 ZINC HEX HEAD	F81002-3	3
4	NUT, M8-8-B-ZINC HEX NYLON LOCK	F81032-2	3
5	WASHER, 8.4 FLAT ZINC	F81054-1	3

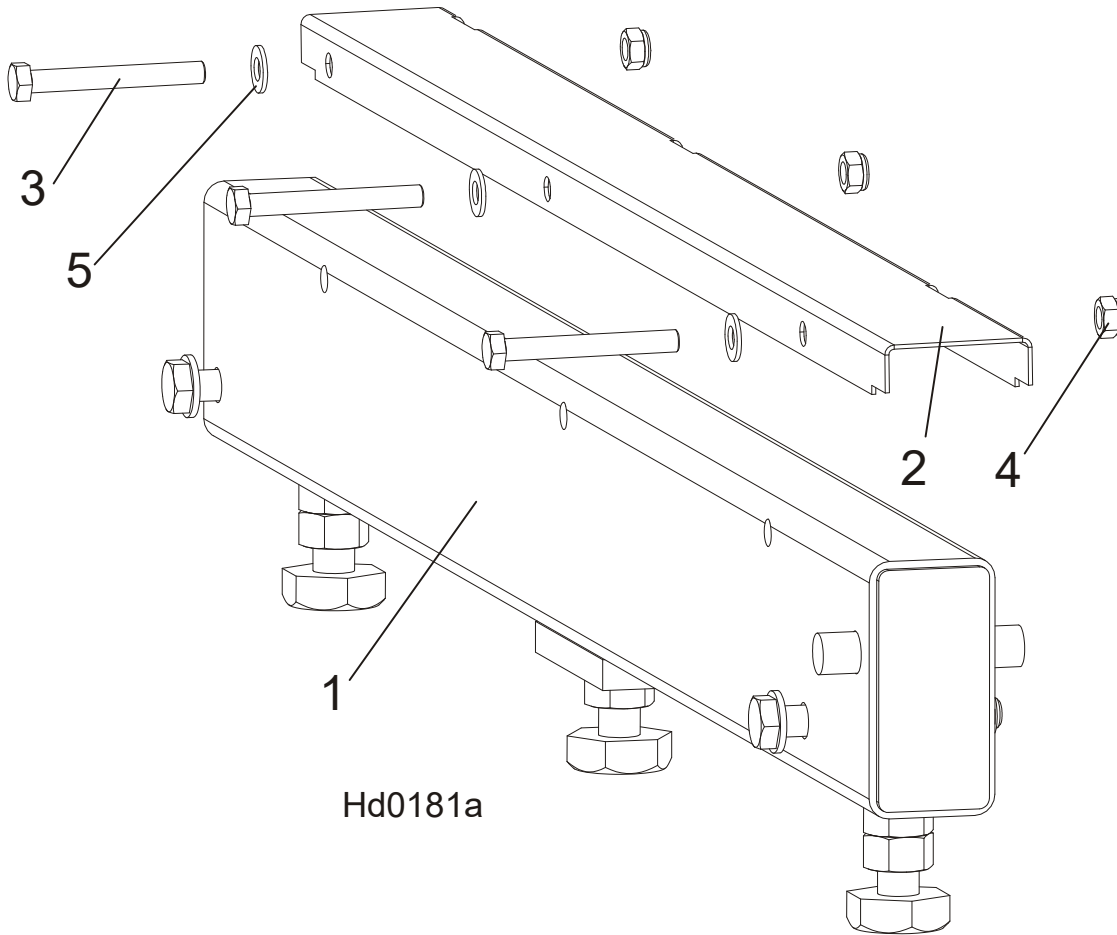
8 Bed Frame Assembly
Bed Rail Assembly, Rear (S/M Type Frame)

8.2 Bed Rail Assembly, Rear (S/M Type Frame)



REF.	DESCRIPTION (◆ Indicates Parts Available In Assemblies Only)	PART #	QTY
1	BED RAIL ASSEMBLY, REAR PAINTED	091555	1
2	COVER, STAINLESS STEEL BED RAIL	099124	1
3	BOLT, M8X65-5,8 ZINC HEX HEAD	F81002-3	3
4	NUT, M8-8-B-ZINC HEX NYLON LOCK	F81032-2	3
5	WASHER, 8.4 FLAT ZINC	F81054-1	3

8.3 Bed Rail Assembly, Front Middle (S/M Type Frame)

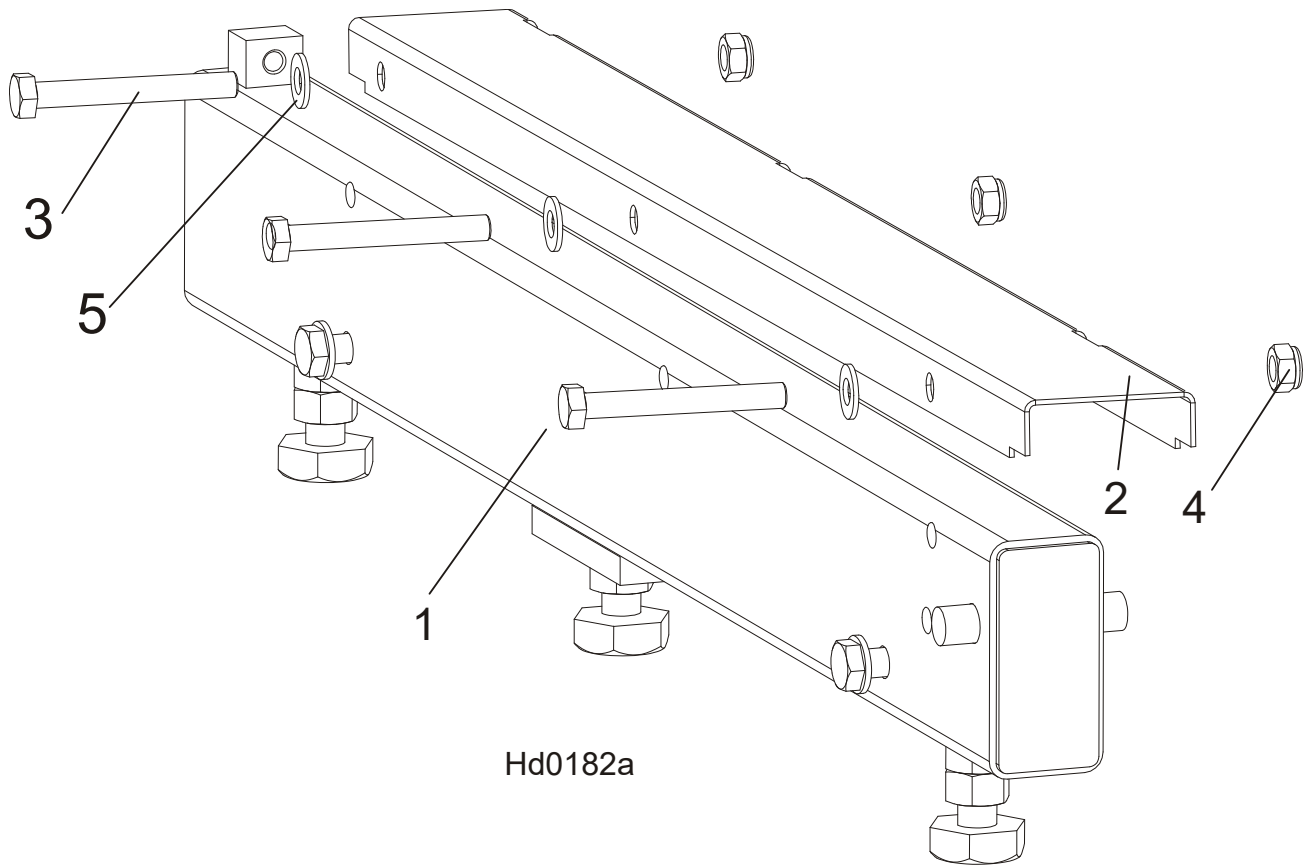


Hd0181a

REF.	DESCRIPTION (◆ Indicates Parts Available In Assemblies Only)	PART #	QTY
1	BED RAIL ASSEMBLY, FRONT MIDDLE	091556	1
2	COVER, STAINLESS STEEL BED RAIL	099124	1
3	BOLT, M8X65-5.8 ZINC HEX HEAD	F81002-3	3
4	NUT, M8-8-B-ZINC HEX NYLON LOCK	F81032-2	3
5	WASHER, 8.4 FLAT ZINC	F81054-1	3

8 Bed Frame Assembly
Bed Rail Assembly, Rear Middle (S/M Type Frame)

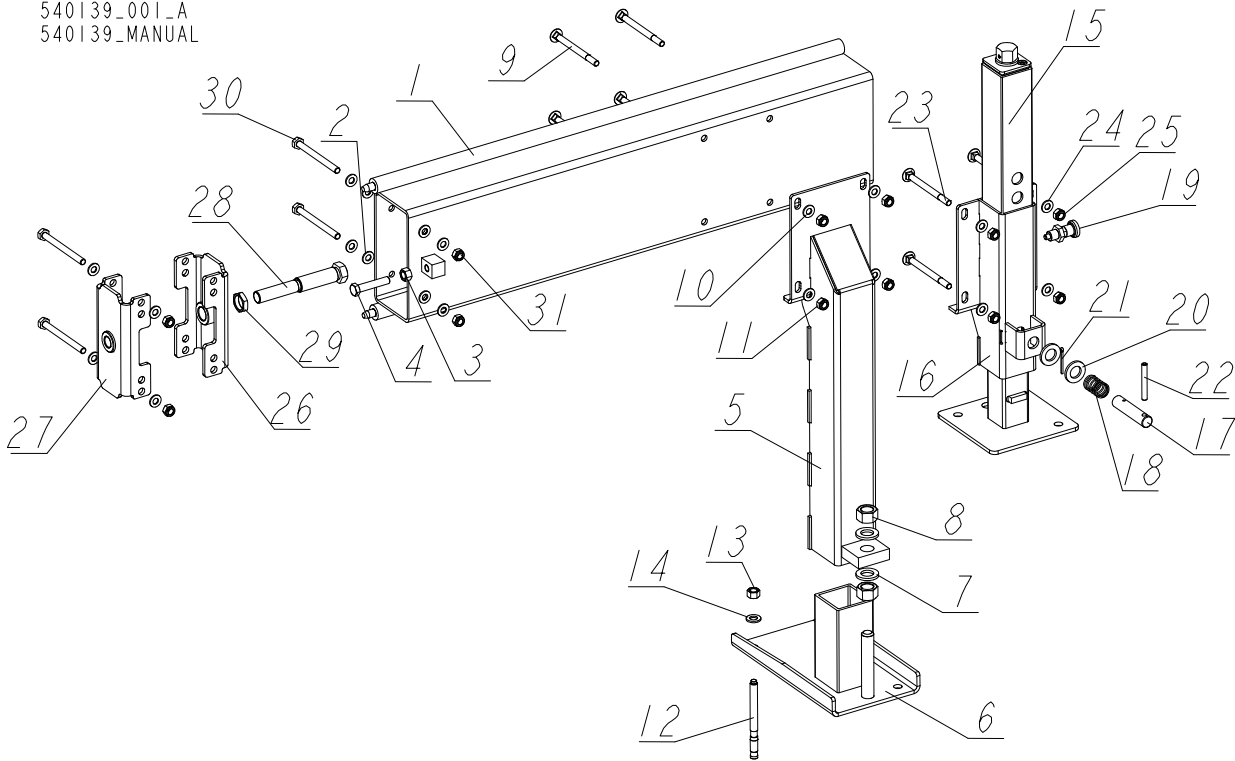
8.4 Bed Rail Assembly, Rear Middle (S/M Type Frame)



REF.	DESCRIPTION (◆ Indicates Parts Available In Assemblies Only)	PART #	QTY
1	BED RAIL ASSEMBLY, REAR MIDDLE PAINTED	091557	1
2	COVER, STAINLESS STEEL BED RAIL	099124	1
3	BOLT, M8X65-5.8 ZINC HEX HEAD	F81002-3	3
4	NUT, M8-8-B-ZINC HEX NYLON LOCK	F81032-2	3
5	WASHER, 8.4 FLAT ZINC	F81054-1	3

8.5 Bed Extension LT20 (0.9m) - Complete

540139_001_A
 540139_MANUAL



REF	DESCRIPTION (u indicates parts available in assemblies only)	PART #	QTY
-	EXTENSION, BED LT20 (0.9m)- COMPLETE	540139	1
1	TUBE, W/RODS 0.9M- WLDMT/PTD	540138-1	1
2	WASHER, 10.5 FLAT ZINC	F81055-1	4
3	NUT, M12-8-B ZINC HEX	F81034-1	1
4	BOLT M12X60-8	F81004-51	1
-	LEG, STATIONARY RIGHT ADJUSTABLE	501640	1
5	LEG, LES HIGH MAIN TUBE	507620-1	1
6	WIDE FOOT - ADJUSTABLE LEGS	501084-1	1
7	WASHER, M21 FLAT ZINC	F81059-2	2
8	NUT, M20-8-FE/ZN5 PN-86/M-82144	F81037-1	2
9	BOLT, M10X120 8.8 FE/ZN5	F81003-33	4
10	WASHER, 10.5 FLAT ZINC	F81055-1	4
11	NUT, M10-8-B HEX NYLON ZINC LOCK	F81033-1	4
-	ANCHOR, M12X140MM KMC EXPRES	084529	1
12	ANCHOR, M12X140MM KMC EXPRES	084529	1
13	NUT, M12-8-B ZINC HEX	F81034-1	1
14	WASHER, 13 FLAT ZINC	F81056-1	1
-	LEG, COMPLETE FINE ADJUST OUTRIGGER	094584	1
15	BASE WLDMT, FINE ADJUST OUTRIGGER LEG	093589	1
16	GUIDE, FINE ADJUST OUTRIGGER LEG	506114-1	1
17	PIN, OUTRIGGER PULL	087012-1	1
18	SPRING, ZINC	087040	1
19	PIN, DETENT	090197	1
20	WASHER, M21 FLAT ZINC	F81059-2	2

Bed Frame Assembly*Bed Extension LT20 (0.9m) - Complete*

REF	DESCRIPTION (u indicates parts available in assemblies only)	PART #	QTY	
21	PIN, S-ZN, 4 X 25 COTTER	F81043-2	1	
22	PIN 8X65 ROLL	F81046-1	1	
23	BOLT, M10X120 8.8 FE/ZN5	F81003-33	4	
24	WASHER, 10.5 FLAT ZINC	F81055-1	4	
25	NUT, M10-8-B HEX NYLON ZINC LOCK	F81033-1	4	
-	BRACE KIT BX	501340	1	
26	CONNECTOR, BX (M24)	500989-1	1	
27	CONNECTOR, BX (M20)	501339-1	1	
28	BOLT SPECIAL, ZINC	087188-1	1	
29	NUT SPECIAL M24X2 ZINC	087626-1	1	
30	BOLT, M10 X 115-8.8 FE/ZN5, PN-M/82101	F81003-19	4	
31	NUT, M10-8-B HEX NYLON ZINC LOCK	F81033-1	4	

8.6 Fine Adjust Outrigger Leg

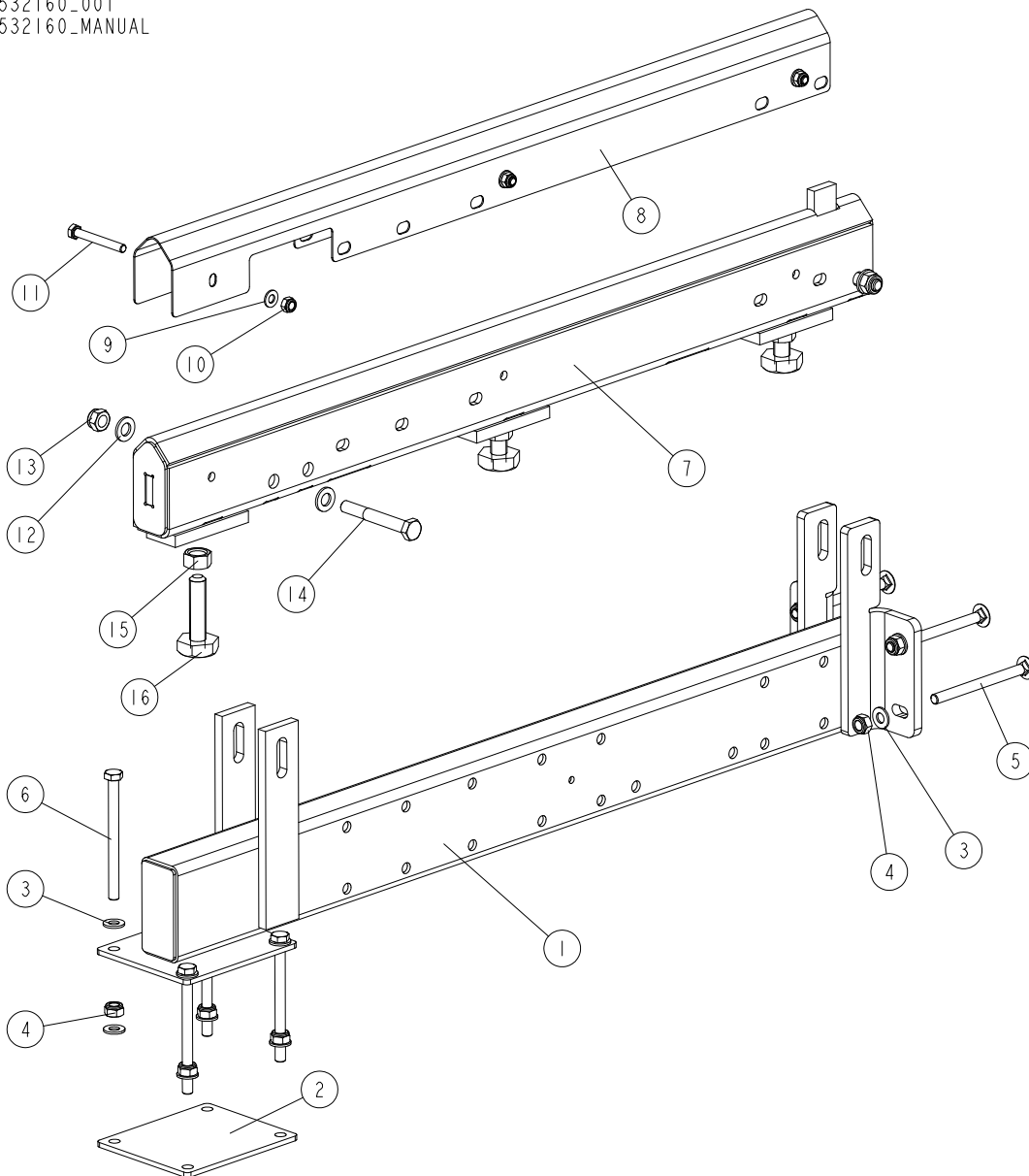
REF.	DESCRIPTION (* Indicates Parts Available In Assemblies Only)	PART #	QTY	
-	FINE ADJUST OUTRIGGER LEG	093589	1	
1	MIDDLE PART, FINE ADJUST OUTRIGGER LEG	093596-1	1	
2	BOLT, OUTRIGGER LEG	093590-1	1	
3	UPPER PART, FINE ADJUST OUTRIGGER LEG	093593-1	1	
4	WASHER 10.5/30-5	505156-1	1	
5	BOLT, M10x20-5 8 HEX HEAD FULL THREAD ZINC	F81003-1	1	
6	FITTING, M20 X 2,5	094408	1	
7	PIN 5X30 ROLL	F81044-21	1	
8	BEARING, 51205 THRUST	516599	1	
9	FITTING, M6 TYPE A STRAIGHT GREASE	086280	1	
10	WASHER, M21 FLAT ZINC	F81059-2	1	

8 Bed Frame Assembly

Angled Bed Rail ("S" Type Frame)

8.7 Angled Bed Rail ("S" Type Frame)

532160_001
532160_MANUAL



REF.	DESCRIPTION (◆ Indicates Parts Available In Assemblies Only)	PART #	QTY
-	RAIL, "S" TYPE FRAME ADDITIONAL ANGLED - COMPLETE	532160	1
1	TUBE, ADDITIONAL BED RAIL SUPPORT ("S" FRAME)	531249-1	1
2	PLATE, MOUNT	087055-1	1
3	WASHER, 10.5 FLAT ZINC	F81055-1	12
4	NUT, M10-8-B HEX NYLON ZINC LOCK	F81033-1	8
5	BOLT, M10X125 8.8 CARRIAGE ZINC	F81003-34	4
6	BOLT, M10X125 8.8 HEX HEAD ZINC	F81003-18	4
7	RAIL, ADJUSTABLE ANGLED	521930	1
8	COVER, BED RAIL ("M-SUPER" & "L" FRAMES)	522979	1
9	WASHER, 8.4 FLAT ZINC	F81054-1	3

Bed Frame Assembly

Angled Bed Rail ("S" Type Frame)

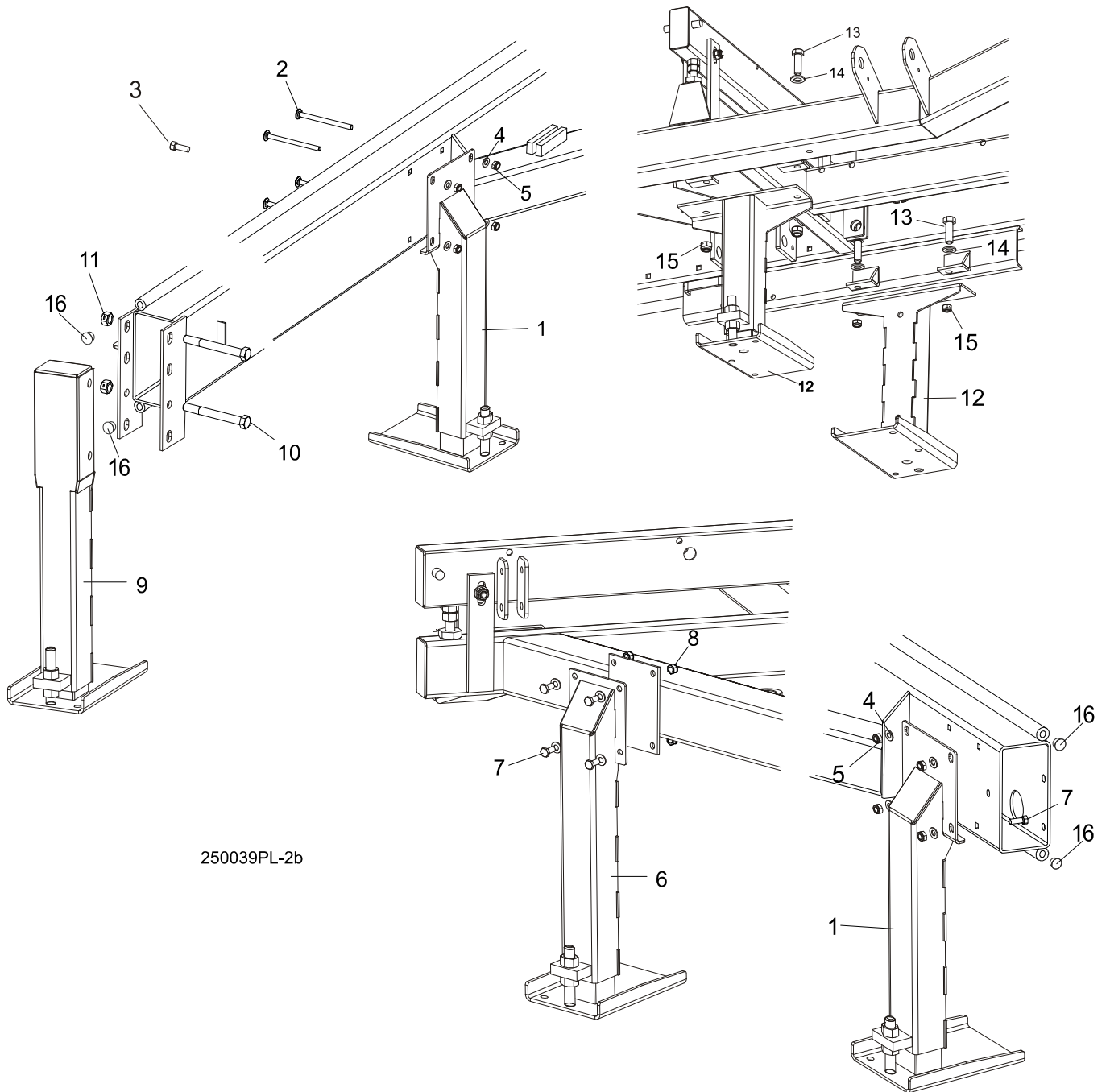
8

REF.	DESCRIPTION (◆ Indicates Parts Available In Assemblies Only)	PART #	QTY	
10	NUT, M8-8-B HEX NYLON ZINC LOCK	F81032-2	3	
11	BOLT, M8X65 8.8 HEX HEAD FULL THREAD ZINC	F81002-9	3	
12	WASHER, 13 FLAT ZINC	F81056-1	4	
13	NUT, M12 8 HEX NYLON ZINC LOCK	F81034-2	2	
14	BOLT, M12X90 8.8 HEX HEAD ZINC	F81004-2	2	
-	BOLT W/NUT (M16 BOLT & NUT)	516629	3	
15	NUT, M16 5.8 HEX	F81036-5	1	
16	BOLT, M16	505006	1	

8 Bed Frame Assembly

Leg, Stationary (S & M Type Frame)

8.8 Leg, Stationary (S & M Type Frame)



250039PL-2b

REF.	DESCRIPTION (◆ Indicates Parts Available In Assemblies Only)	PART #	QTY
1	LEG, OUTRIGGER STATIONARY RIGHT	501640	2/3
2	BOLT, M10 X 120 - 8.8 CARRIAGE HEAD ZINC	F81003-33	8
3	BOLT, 3/8-16 X 1" HEX HEAD ZINC GRADE 8	F05007-7	4
4	WASHER, 10.5 ZINC FLAT	F81055-1	16
5	NUT, M10-8-B HEX NYLON ZINC LOCK	F81033-1	8/12
6	LEG, OUTRIGGER STATIONARY LEFT	501639	2

Bed Frame Assembly

Leg, Stationary (S & M Type Frame)

8

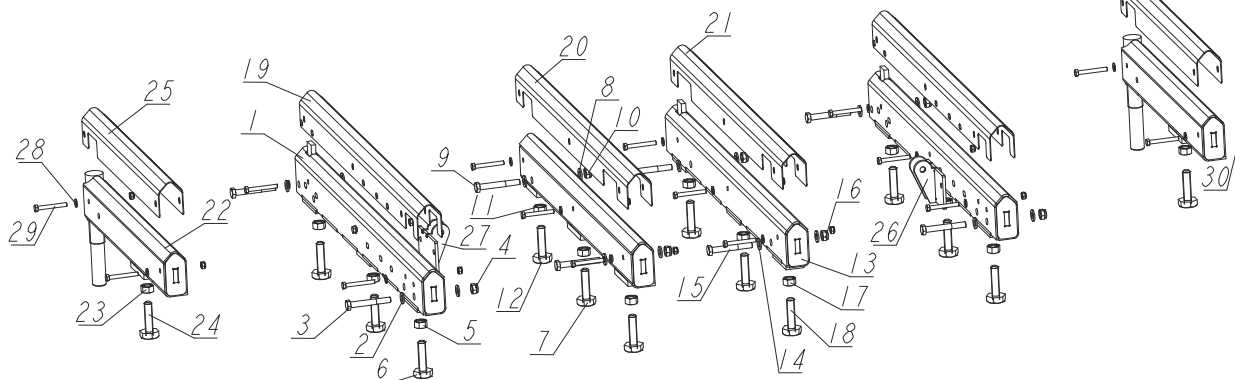
7	BOLT, M10 X 25-8.8 HEX HEAD ZINC	F81003-11	12	
8	NUT, M10-8-B HEX NYLON ZINC LOCK	F81033-1	12	
9	LEG, OUTRIGGER STATIONARY FRONT	589525	1	
10	BOLT, M16 X 140 - 8.8 HEX HEAD	F81006-4	2	
11	NUT, 5/8-11 HEX ZINC	F05010-4	2	
12	LEG, OUTRIGGER STATIONARY MIDDLE	501637	2	
13	BOLT, M16 X 50-8.8 HEX HEAD FULL THREAD ZINC	F81006-7	4	
14	WASHER, 17 ZINC FLAT	F81058-1	4	
15	NUT, M16-8 HEX NYLON ZINC LOCK	F81036-2	4	
16	CAP , DP 812 HEJMAN 12.7 DIA. HOLE	086773	4	

8 Bed Frame Assembly

Angled Bed Rails for "M" Frame

8.9 Angled Bed Rails for "M" Frame

524332_001
524332_MANUAL



REF.	DESCRIPTION (◆ Indicates Parts Available In Assemblies Only)	PART #	QTY
-	RAIL SET, M FRAME BED	524332	1
1	RAIL, BED ADJUSTABLE (1 & 4)	520978-1	2
2	WASHER, 13 FLAT ZINC	F81056-1	4
3	BOLT, M12X90 8.8 HEX HEAD ZINC	F81004-2	2
4	NUT, M12 8 HEX NYLON ZINC LOCK	F81034-2	2
-	BOLT, M16 W/NUT	516629	3
5	NUT, M16 5.8 HEX	F81036-5	1
6	BOLT, M16 BED RAIL ADJUSTMENT	505006	1
7	RAIL, BED ADJUSTABLE L=849	520970-1	1
8	WASHER, 13 FLAT ZINC	F81056-1	4
9	BOLT, M12X90 8.8 HEX HEAD ZINC	F81004-2	2
10	NUT, M12 8 HEX NYLON ZINC LOCK	F81034-2	2
-	BOLT, M16 W/NUT	516629	3
11	NUT, M16 5.8 HEX	F81036-5	1
12	BOLT, M16 BED RAIL ADJUSTMENT	505006	1
13	RAIL, BED ADJUSTABLE (3)	520974-1	1
14	WASHER, 13 FLAT ZINC	F81056-1	4
15	BOLT, M12X90 8.8 HEX HEAD ZINC	F81004-2	2
16	NUT, M12 8 HEX NYLON ZINC LOCK	F81034-2	2
-	BOLT, M16 W/NUT	516629	3
17	NUT, M16 5.8 HEX	F81036-5	1
18	BOLT, M16 BED RAIL ADJUSTMENT	505006	1
19	COVER, BED RAIL	520903	2
20	COVER, MIDDLE BED RAIL - LEFT	521598	1
21	COVER, MIDDLE BED RAIL - RIGHT	521597	1
22	RAIL, BED PIVOT	521595-1	2
-	BOLT, M16 W/2 NUTS	093710	1
23	NUT, M16 5.8 HEX	F81036-5	2
24	BOLT, M16 BED RAIL ADJUSTMENT	505006	1
25	COVER, M & S FRAME BED RAIL	520355	2

REF.	DESCRIPTION (◆ Indicates Parts Available In Assemblies Only)	PART #	QTY	
26	BRACKET, ROLLER MOUNT - LEFT	524350-1	1	
27	BRACKET, ROLLER MOUNT - RIGHT	524348-1	1	
28	WASHER, 8.4 FLAT ZINC	F81054-1	16	
29	BOLT, M8X65 5.8 HEX HEAD ZINC	F81002-3	16	
30	NUT, M8-8-B HEX NYLON ZINC LOCK	F81032-2	16	

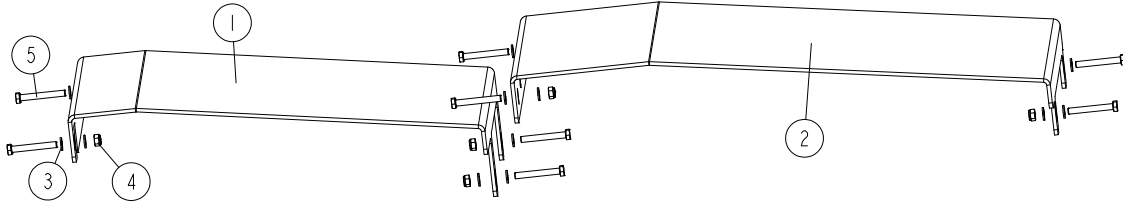


Bed Frame Assembly

Plate Set, M Type Frame Bed Rail 1-2 & 2-3 (Option)

8.10 Plate Set, M Type Frame Bed Rail 1-2 & 2-3 (Option)

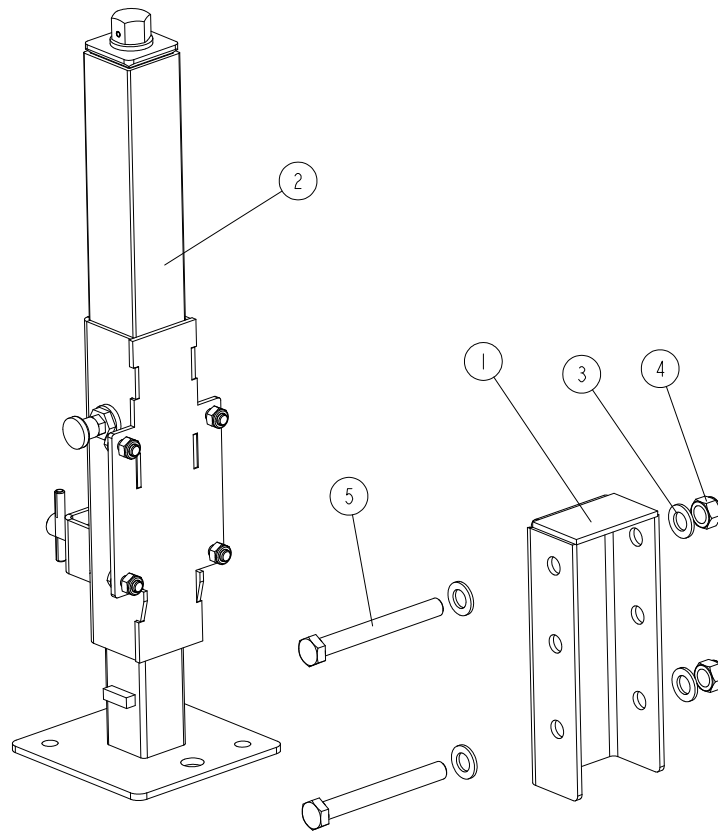
525065_001
525065_MANUAL



REF.	DESCRIPTION (◆ Indicates Parts Available in Assemblies Only)	PART#	QTY
-	PLATE SET, M TYPE FRAME BED RAIL 1-2 & 2-3	525065	1
1	TABLE PLATE, BED RAIL 1-2	525064-1	1
2	TABLE PLATE, BED RAIL 2-3	523804-1	1
3	WASHER, 10.5 FLAT ZINC	F81055-1	16
4	NUT, M10-8-B HEX NYLON ZINC LOCK	F81033-1	8
5	BOLT, M10X75-8.8-FE/ZN5 PN-M/82101	F81003-15	8

8.11 Front Adjustable Leg (at the hitch)

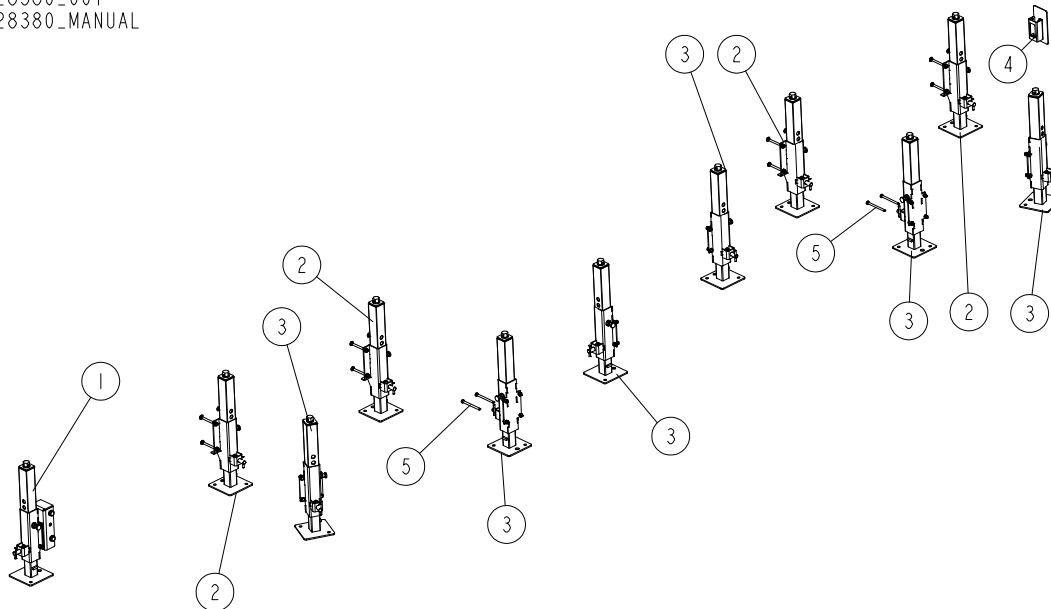
528370_001
 528370_MANUAL



REF.	DESCRIPTION (◆ Indicates Parts Available In Assemblies Only)	PART #	QTY	
-	LEG, FRONT ADJUSTABLE - COMPLETE	528370	1	
1	BRACKET, LEG MOUNT	528368-1	1	
2	LEG, COMPLETE SIDE	094583	1	
3	WASHER, 17 SPLIT LOCK ZINC	F81058-1	4	
4	NUT, M16-8 HEX NYLON ZINC LOCK	F81036-2	2	
5	BOLT, M16X140 HEX HEAD ZINC	F81006-4	2	

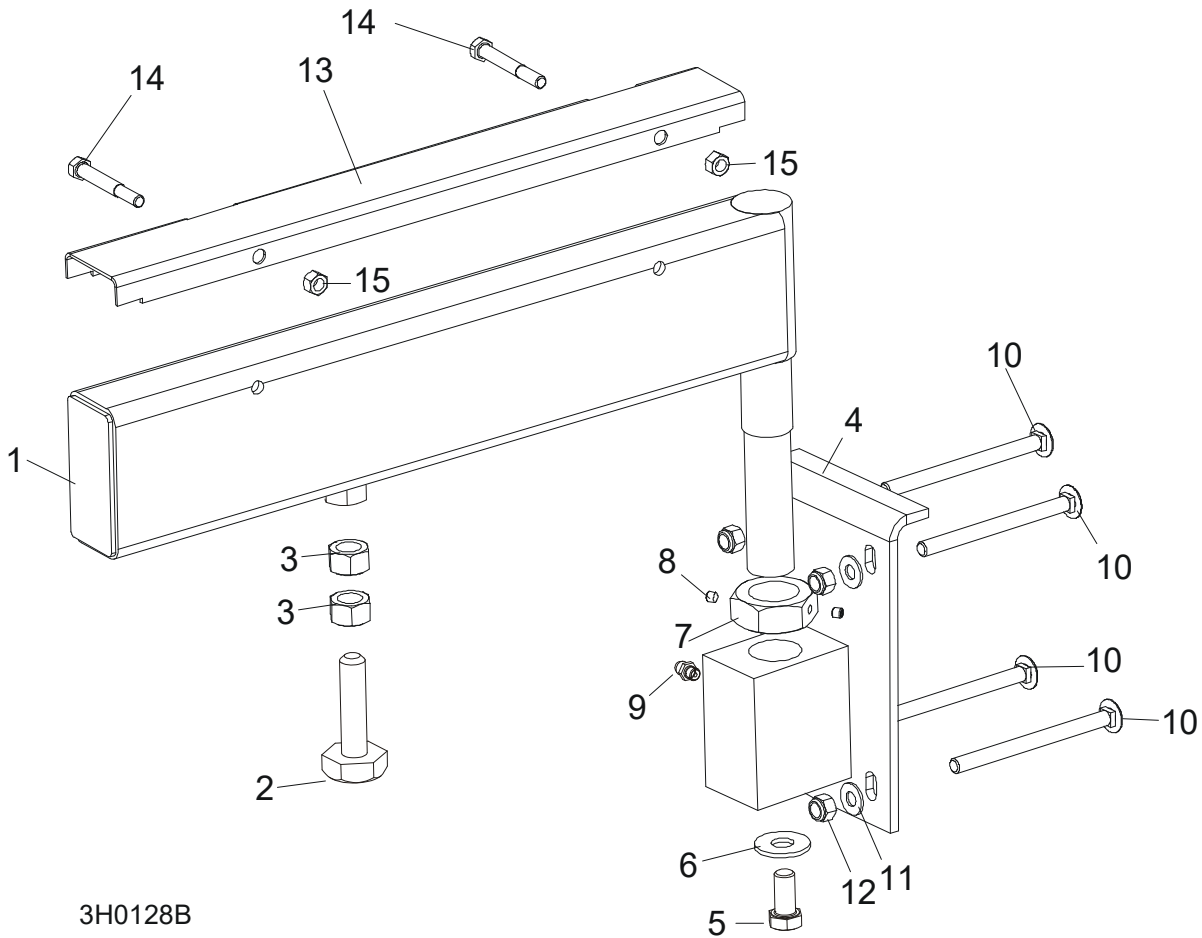
8.12 Adjustable Legs

528380_001
528380_MANUAL



REF.	DESCRIPTION (◆ Indicates Parts Available In Assemblies Only)	PART #	QTY
-	LEG SET, ADJUSTABLE ("M" HYDRAULIC FRAME)	528380	1
1	LEG, COMPLETE ADJUSTABLE (AT HITCH)	528370	1
2	LEG, MAIN TUBE - COMPLETE	094584	4
3	LEG, COMPLETE SIDE	094583	6
4	COVER ASSEMBLY, MAIN TUBE (STATIONARY MACHINES)	093052	1
5	BOLT, M10X125 8.8 HEX HEAD ZINC	F81003-18	4

8.13 Pivot Bed Rail Assembly



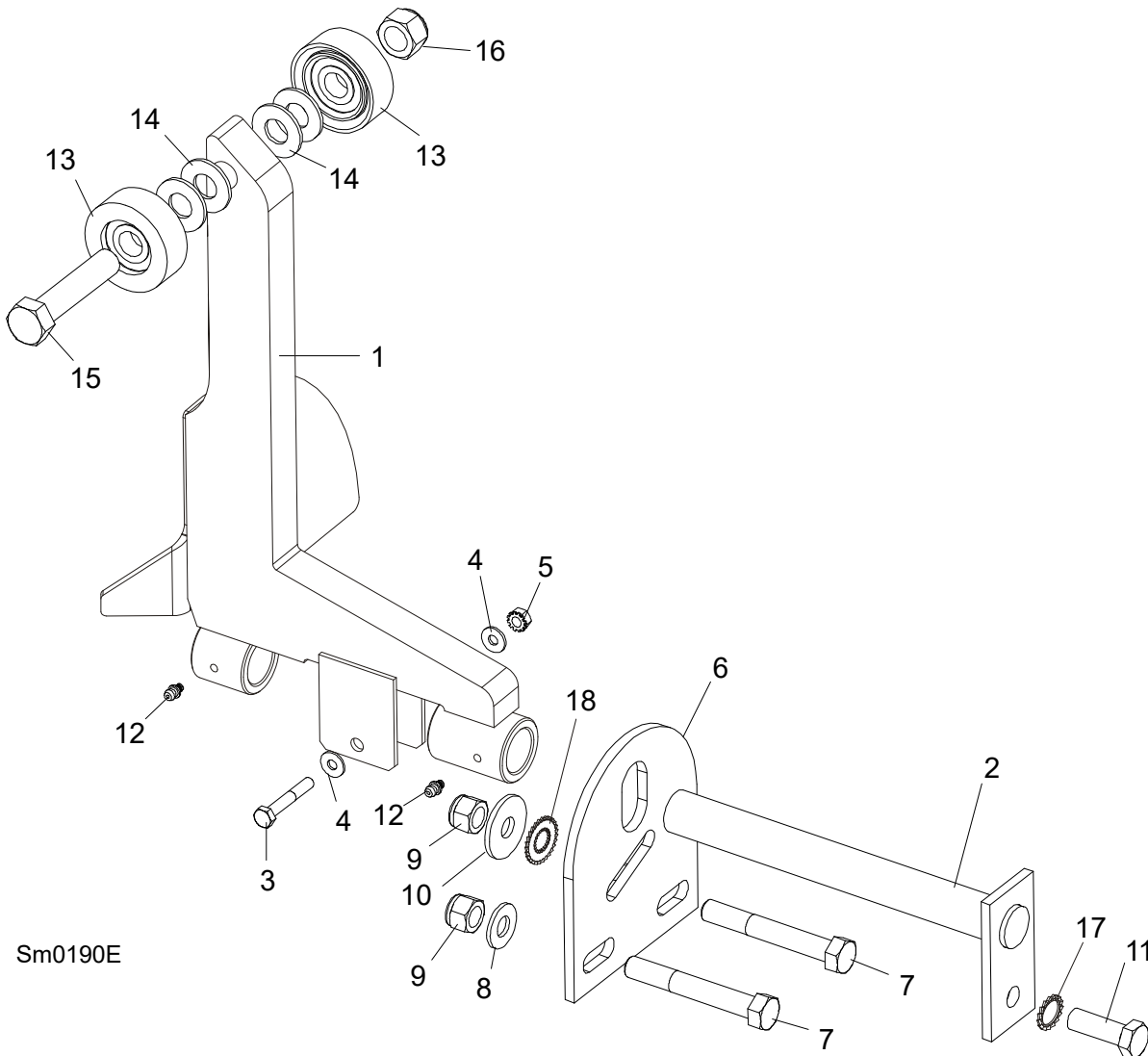
3H0128B

REF.	DESCRIPTION (◆ Indicates Parts Available In Assemblies Only)	PART #	QTY
	PIVOT BED RAIL, COMPLETE (LT25)	087829	2
	PIVOT BED RAIL, COMPLETE (LT25L)	087855	2
1	Rail Weldment, Pivot Bed	087852-1	1
	Rail, Pivot Bed	087848-1	1
	Bolt Assembly, Bed Rail Adjustment		
2	Bolt, Pivot Bed Rail Adjustment	086809	1
3	Nut, M16-5.8 Zinc Hex	F81036-1	2
4	Bracket, Pivot Bed Rail Mounting	087841-1	1
5	Bolt, M12x25-8.8 Hex Head Full Thread Zinc	F81004-31	1
6	Washer, 9/16" Zinc Flat	F05011-52	1
7	NUT, M32x2-04-B ZINC	087975	1
8	Screw, 1/4-28 x 1/4 Socket Head Brass Tip Set	F05005-42	2
9	Fitting, M6 Grease	086280	1
10	BOLT, M10 X 120 8.8 CARRIAGE HEAD ZINC	F81003-33	4
11	WASHER, 10.5 FLAT ZINC	F81055-1	4
12	NUT, M10-8-B HEX NYLON ZINC LOCK	F81033-1	4
	COVER KIT, PIVOT BED RAIL	015926	2
	COVER KIT, PIVOT BED RAIL	N/A	2

8**Bed Frame Assembly***Pivot Bed Rail Assembly*

13	Cover, Pivot Bed Rail Stainless Steel	012994	1	
	Cover, Pivot Bed Rail	099123	1	
14	Bolt, M8x65-5.8 Hex Head Zinc	F81002-3	2	
15	Nut, M8-8-B Hex Nylon Zinc Lock	F81032-2	2	
	WRENCH, BED RAIL ADJUSTMENT (See Section 8.4)	015970	1	

8.14 Log Side Support Assembly



Sm0190E

REF.	DESCRIPTION (◆ Indicates Parts Available In Assemblies Only)	PART #	QTY
1	SUPPORT, LOG SIDE W/GUARD	099785-1	1
2	PIN, LOG SIDE SUPPORT PIVOT	091549-1	1
3	BOLT, M8X45-8.8 HEX HEAD FULL THREAD ZINC	F81002-14	1
4	WASHER, 8.4 FLAT	F81054-1	2
5	NUT, M8-8-B SELF LOCKING	F81032-2	1
6	PLATE, LOG SIDE SUPPORT END	091591-1	1
7	BOLT, M12 X 75-8.8 HEX HEAD	F81004-21	2
8	WASHER, 13 FLAT	F81056-1	2
9	NUT, M12-8 HEX NYLON LOCK	F81034-2	3
10	WASHER, 15 FLAT SPECIAL ZINC-PLATED	F81057-3	1
11	BOLT, M12 X 35-8.8 HEX HEAD	F81004-24	1
12	FITTING, 3/16" GREASE	P04107	2
13	ROLLER ASSEMBLY, SIDE SUPPORT	015014-1	2
14	WASHER, 17 FLAT	F81058-1	2



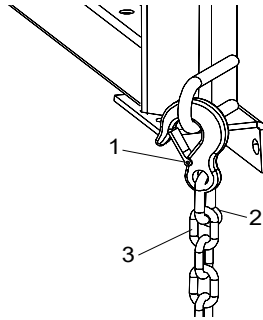
Bed Frame Assembly

Log Side Support Assembly

15	BOLT, M16X65-8.8-B HEX HEAD FULL THREAD ZINC	F81006-1	1	
16	NUT, M16-8 NYLON LOCK	F81036-2	1	
17	WASHER, SPECIAL BOSART/2S, BN781 M12/13	F81056-16	1	
18	WASHER, SPECIAL BOSART/2S M12/12,3/30,3	F81056-17	1	
	INSTRUCTION SHEET, SIDE SUPPORT ROLLER	015109-526	1	

8.15 Tie Down Chain Assembly

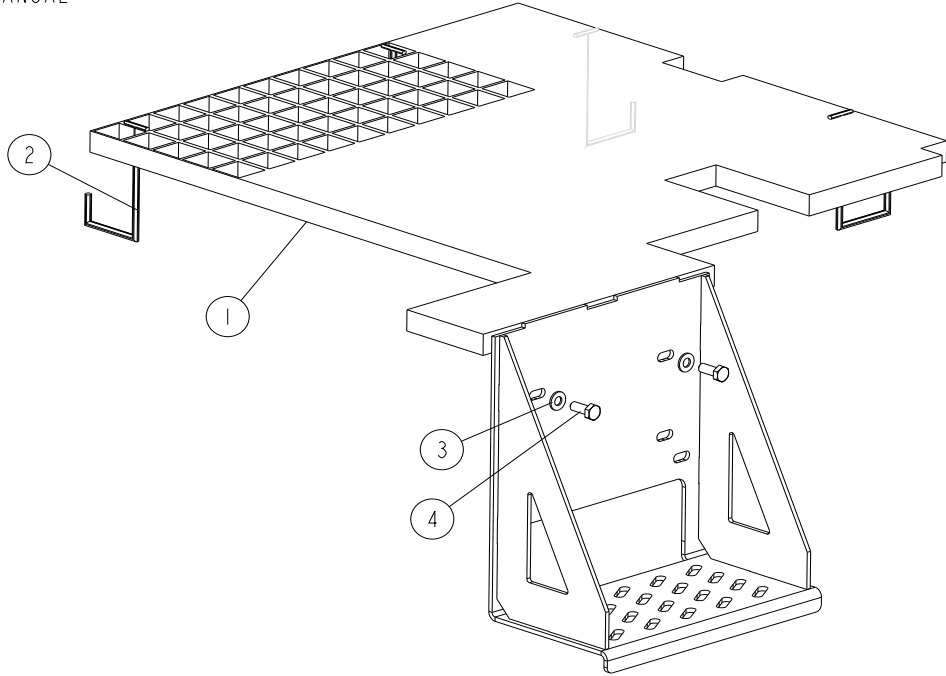
SM0129



REF.	DESCRIPTION (◆ Indicates Parts Available In Assemblies Only)	PART #	QTY	
	TIE DOWN CHAIN ASSEMBLY	A04376-1	1	
1	Hook, 5/8" Safety Chain	P12075	1	◆
2	Screw Closed Chain Link, 10	100767	1	◆
3	Chain, N-10 x 35, 6 Links	100951	1	◆

8.16 Inspection Platform (DC Sawmills Only)

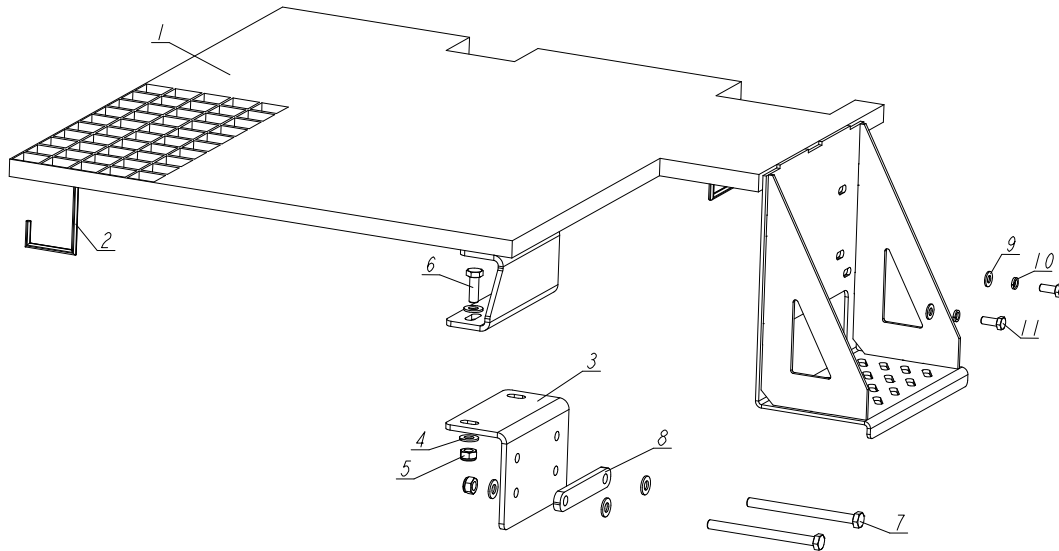
545646_001
 545646_MANUAL



REF.	DESCRIPTION (◆ Indicates Parts Available In Assemblies Only)	PART #	QTY
-	PLATFORM, INSPECTION - COMPLETE	545646	1
1	PLATFORM, "M" FRAME INSPECTION	506046-1	1
2	BRACKET, HOOK	085682	4
3	WASHER, 8.4 FLAT ZINC	F81054-1	2
4	BOLT, M8X20 8.8 HEX HEAD FULL THREAD ZINC	F81002-4	2

8.17 Inspection Platform (New M-type Frame, Mobile Sawmills)

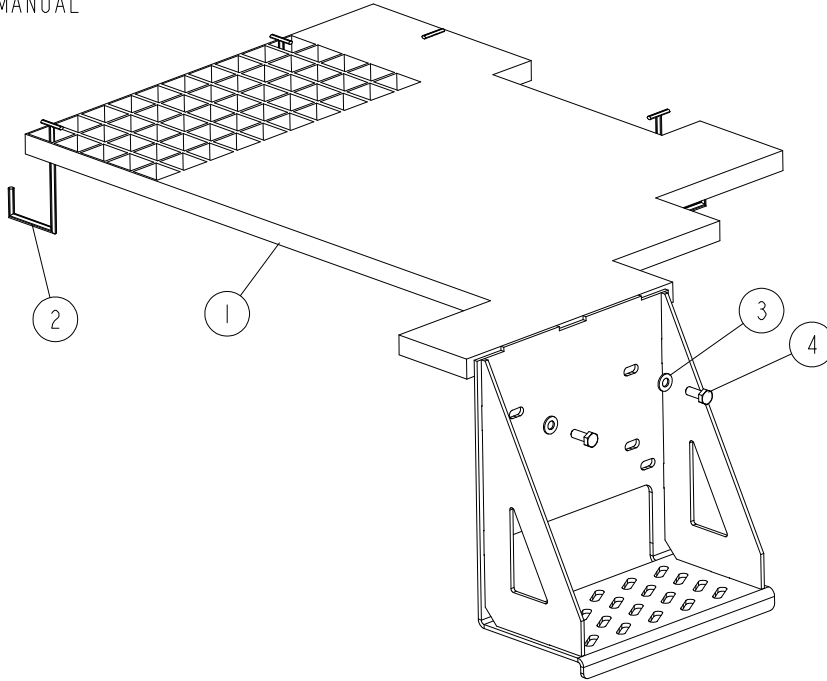
545567_001
545567_MANUAL



REF	DESCRIPTION (◆ indicates parts available in assemblies only)	PART #	QTY
-	PLATFORM, NEW M-TYPE FRAME INSPECTION - COMPLETE	545567	1
1	PLATFORM, INSPECTION - PAINTED	545566-1	1
2	BRACKET, HOOK	085682	4
3	PLATE, MOUNTING ANGLE	555223-1	1
4	WASHER, 10.5 FLAT ZINC	F81055-1	8
5	NUT, M10-8-B HEX NYLON ZINC LOCK	F81033-1	4
6	BOLT DIN 933-M10X30 8.8-A2E	F81003-111	2
7	BOLT, M10X130-8.8 FE/ZN5 PN-M/82105	F81003-170	2
8	WASHER	555221-1	1
9	WASHER, 8.4 FLAT ZINC	F81054-1	2
10	WASHER, 8.2 SPLIT LOCK ZINC	F81054-4	2
11	BOLT, M8X20-8.8-B HEX HEAD FULL THREAD ZINC	F81002-4	2

8.18 Inspection Platform for Wide "M" Frame

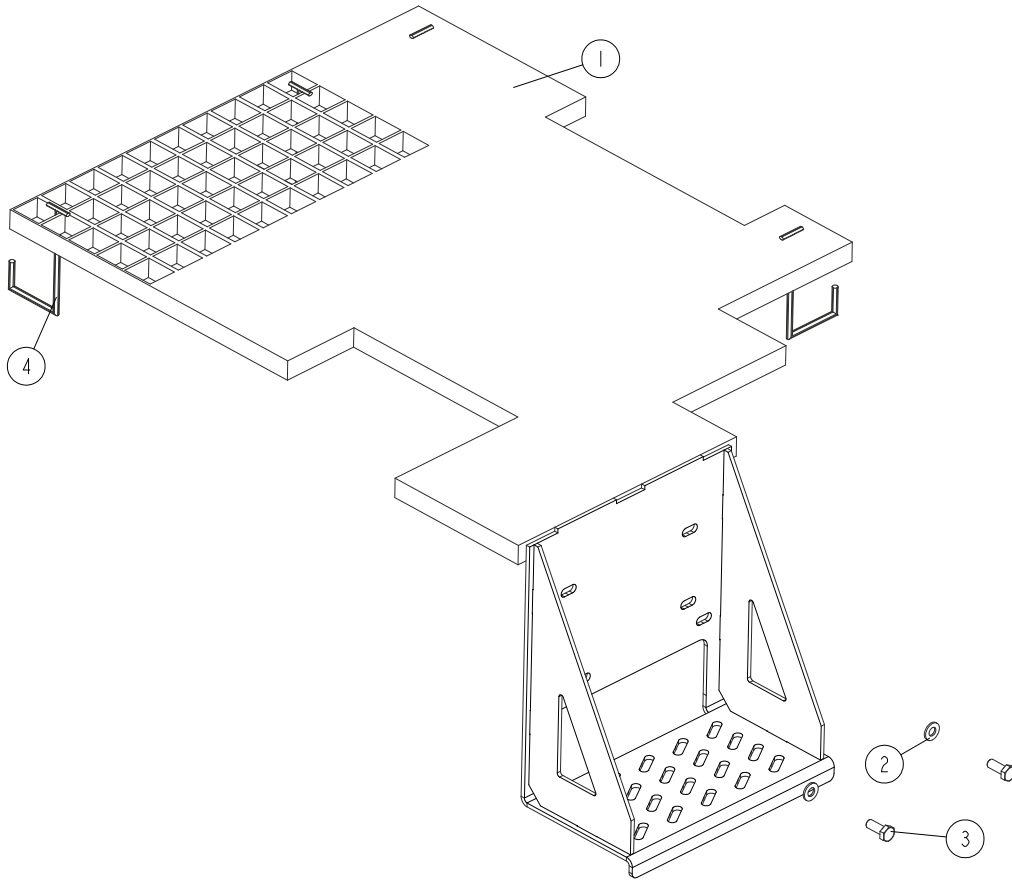
545671_001
 545671_MANUAL



REF.	DESCRIPTION (◆ Indicates Parts Available In Assemblies Only)	PART #	QTY
-	PLATFORM, WIDE "M" FRAME INSPECTION	545671	1
1	PLATFORM, WIDE "M" FRAME INSPECTION	545669-1	1
2	BRACKET, HOOK	085682	4
3	WASHER, 8.4 FLAT ZINC	F81054-1	2
4	BOLT, M8X20 8.8 HEX HEAD FULL THREAD ZINC	F81002-4	2

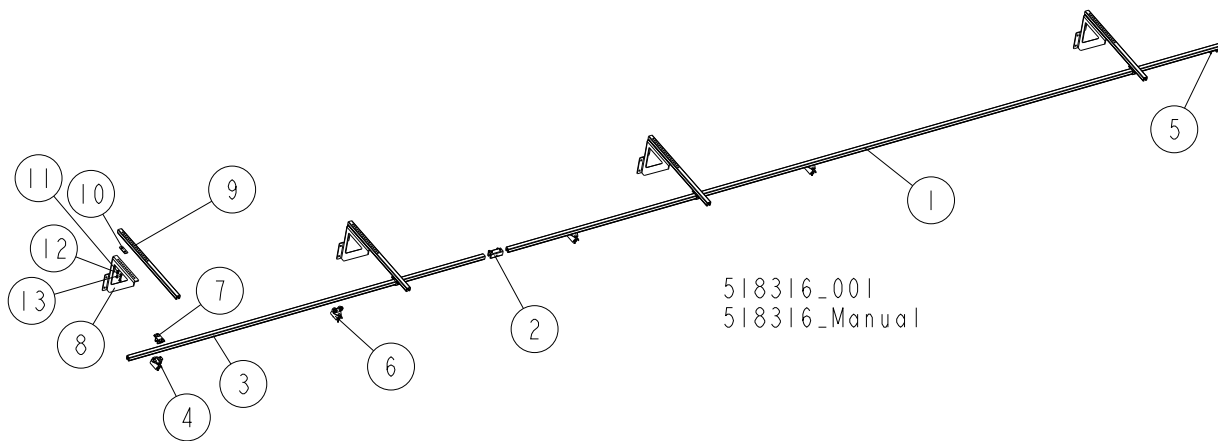
8.19 Inspection Platform (M-type Frame Sawmills)

555244_001
 555244_MANUAL



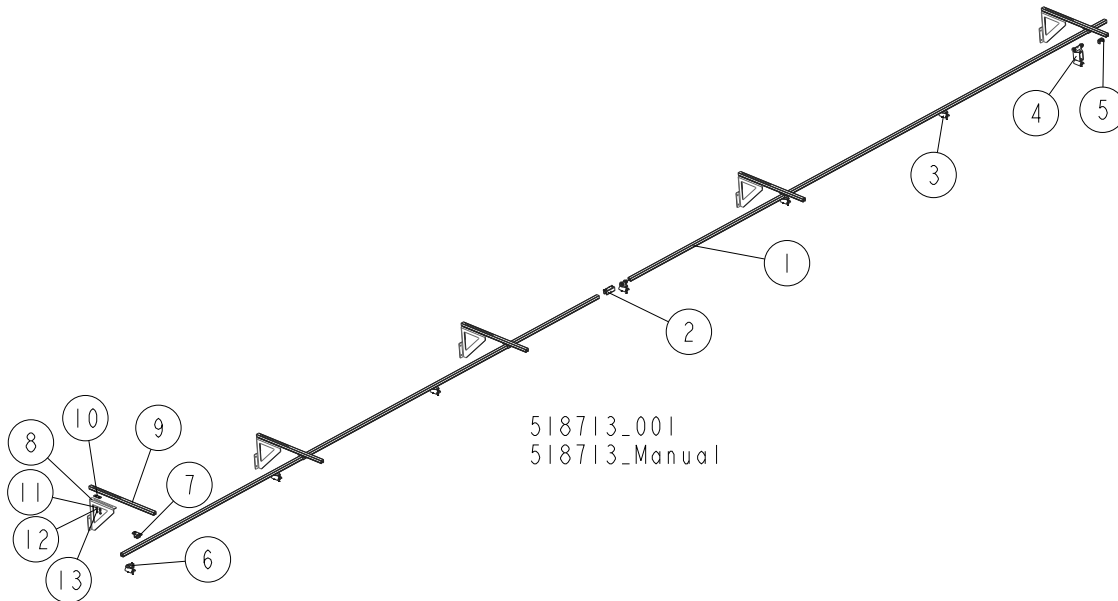
REF	DESCRIPTION (◆ indicates parts available in assemblies only)	PART #	QTY
-	PLATFORM, M-TYPE FRAME INSPECTION¹	555244	1
1	PLATFORM, M-TYPE FRAME INSPECTION	555243-1	1
2	WASHER, 8.4 FLAT ZINC	F81054-1	2
3	BOLT, M8X20-8.8-B HEX HEAD FULL THREAD Z	F81002-4	2
4	BRACKET, HOOK	085682	4

¹ SAWMILLS EQUIPPED WITH POWER ROLLER

8.20 Remote Equipment for Installation on a Wall (Cutting Length of 6.5 m)

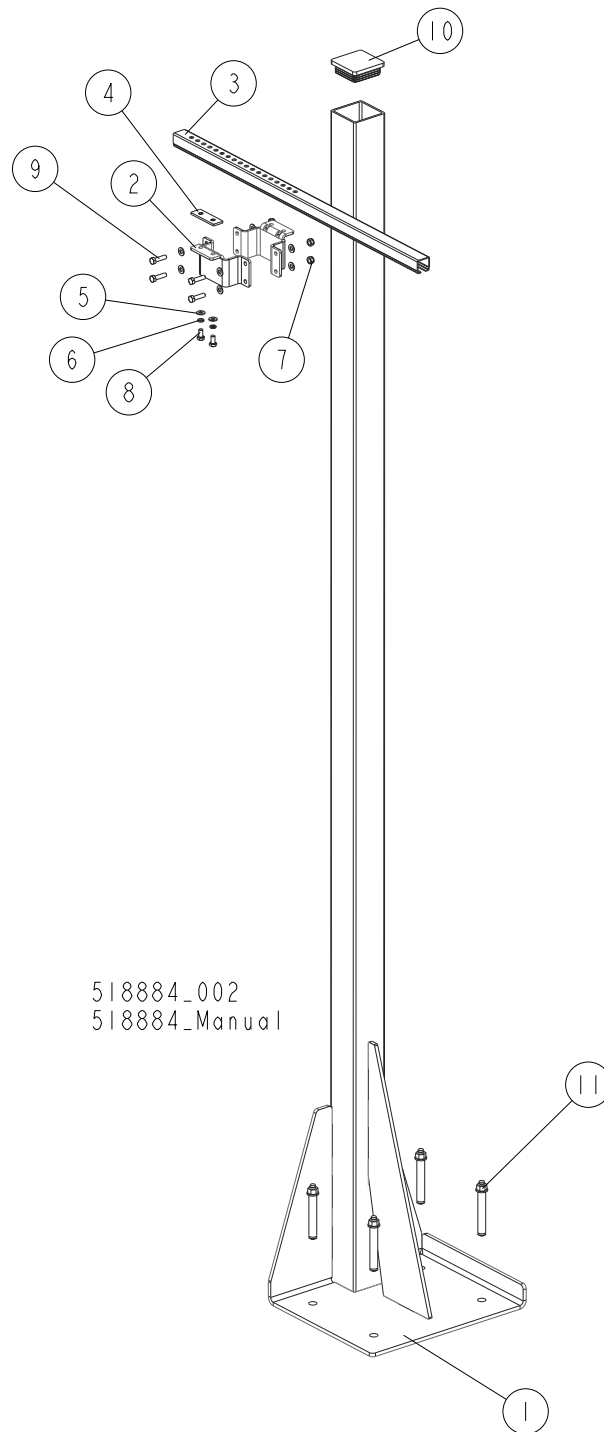
REF.	DESCRIPTION (◆ Indicates Parts Available In Assemblies Only)	PART #	QTY
	REMOTE EQUIPMENT (CUTTING LENGTH OF 6.5 M)	518316	1
	RAIL, COMPLETE GUIDE (CUTTING LENGTH OF 6.5M)	518315	1
1	RAIL, 6 M C-PROFILE	518332	1
2	COUPLER, TRACK	518705	1
3	RAIL, 3 M C-PROFILE	518313	1
4	CLAMP, FLAT CABLE - END	518701	1
5	STOP, END	518700	1
6	TROLLEY, CABLE MOVING	518333	3
7	BRACKET, BOLT-ON	518702	4
	RAIL BRACKET KIT FOR WALL MOUNTING	518724	4
8	BRACKET, GUIDE RAIL (FOR WALL MOUNTING)	518728-1	1
9	ARM, RAIL BRACKET	518709	1
10	PLATE, ARM CLAMPING	518885-1	1
11	WASHER, 8.4 FLAT ZINC	F81054-1	2
12	WASHER, 8.2 SPLIT LOCK ZINC	F81054-4	2
13	BOLT, M8x16-8.8-B HEX HEAD FULL THREAD ZINC	F81002-20	2

8.21 Remote Equipment for Installation on a Wall (Cutting Length of 6.5-10 m)



REF.	DESCRIPTION (◆ Indicates Parts Available In Assemblies Only)	PART #	QTY
	REMOTE EQUIPMENT (CUTTING LENGTH OF 6.5-10 M)	518713	1
	RAIL, COMPLETE GUIDE (CUTTING LENGTH OF 6.5-10 M)	518704	1
1	RAIL, 6 M C-PROFILE	518332	2
2	COUPLER, TRACK	518705	1
3	TROLLEY, CABLE MOVING	518333	5
4	TROLLEY, TOWING	518334	1
5	STOP, END	518700	1
6	CLAMP, FLAT CABLE - END	518701	1
7	BRACKET, BOLT-ON	518702	5
8	RAIL BRACKET KIT FOR WALL MOUNTING	518724	5
9	BRACKET, GUIDE RAIL (FOR WALL MOUNTING)	518728-1	1
10	ARM, RAIL BRACKET	518709	1
11	PLATE, ARM CLAMPING	518885-1	1
12	WASHER, 8.4 FLAT ZINC	F81054-1	2
13	WASHER, 8.2 SPLIT LOCK ZINC	F81054-4	2

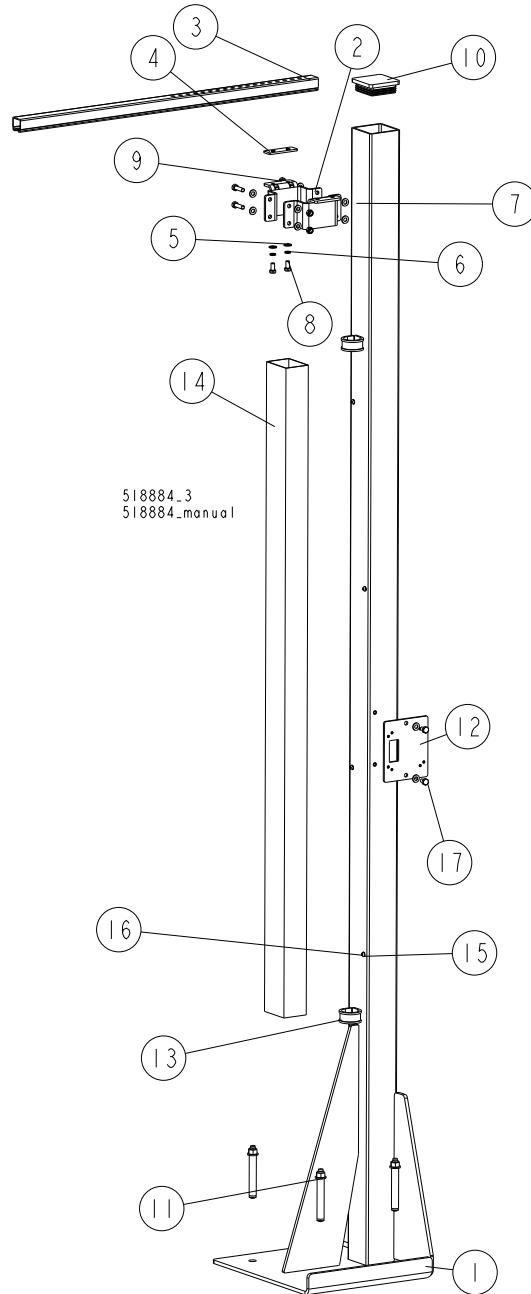
8.22 Guide Rail Support Post



REF.	DESCRIPTION (◆ Indicates Parts Available In Assemblies Only)	PART #	QTY
	POST, GUIDE RAIL SUPPORT - COMPLETE	518736	1
1	POST, GUIDE RAIL SUPPORT	518707-1	1
2	BRACKET, 80X80 TUBE WRAP	518725-1	2
3	ARM, RAIL BRACKET	518709	1
4	PLATE, ARM CLAMPING	518885-1	1

REF.	DESCRIPTION (◆ Indicates Parts Available In Assemblies Only)	PART #	QTY
5	WASHER, 8.4 FLAT ZINC	F81054-1	10
6	WASHER, 8.2 SPLIT LOCK ZINC	F81054-4	2
7	NUT, M8 8 HEX NYLON ZINC LOCK	F81032-2	4
8	BOLT, M8X16-8.8-B HEX HEAD FULL THREAD ZINC	F81002-20	2
9	BOLT, M8X30-5.8-B HEX HEAD FULL THREAD ZINC	F81002-2	4
10	CAP, 80X80 2-4 #111227 TUBE END	089644	1
11	PIN, LT 16X120	501877	4

8.23 Guide Rail Support Post



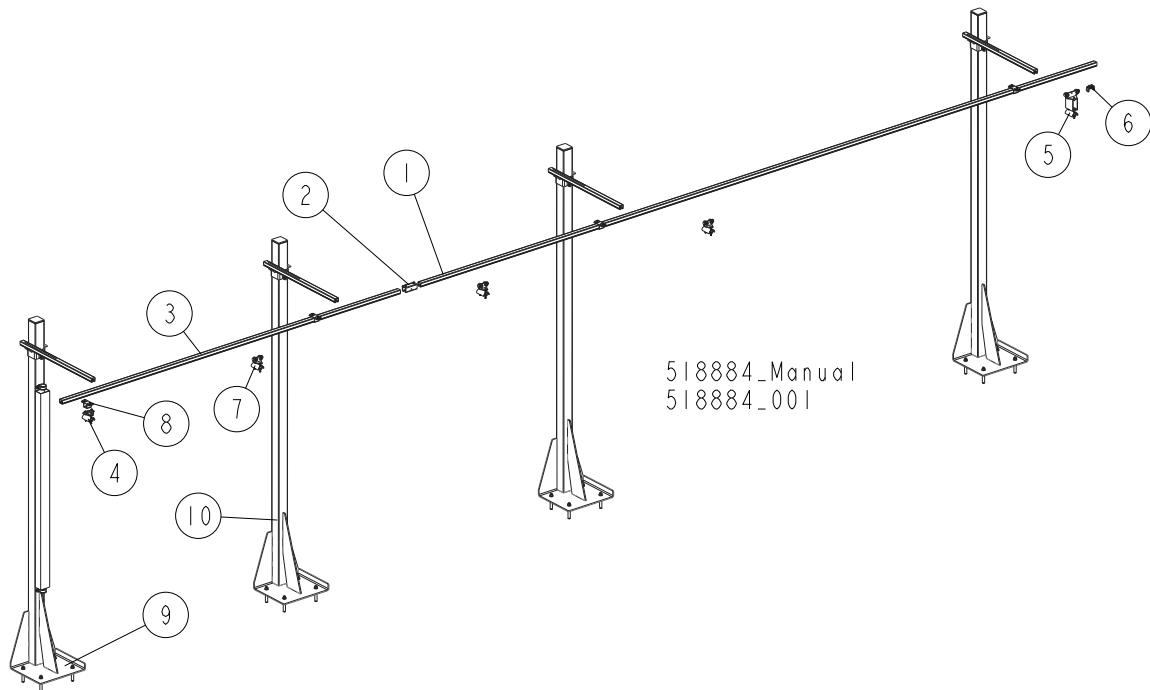
REF.	DESCRIPTION (◆ Indicates Parts Available In Assemblies Only)	PART #	QTY
	POST, GUIDE RAIL SUPPORT - COMPLETE	520669	1
1	POST WELDMENT W/HOLES	520667-1	1
2	BRACKET, 80X80 TUBE WRAP	518725-1	2
3	ARM, RAIL BRACKET	518709	1
4	PLATE, ARM CLAMP	518885-1	1

REF.	DESCRIPTION (◆ Indicates Parts Available In Assemblies Only)	PART #	QTY
5	WASHER, 8.4 FLAT ZINC	F81054-1	14
6	WASHER, 8.2 SPLIT LOCK ZINC	F81054-4	2
7	NUT, M8 8 HEX NYLON ZINC LOCK	F81032-2	4
8	BOLT, M8X16-8.8-B HEX HEAD FULL THREAD ZINC	F81002-20	4
9	BOLT, M8X30-5.8-B HEX HEAD FULL THREAD ZINC	F81002-2	4
10	CAP, 80X80 GR 2-4 #111227 TUBE END	089644	1
11	PIN, LT 16X120	501877	4
12	PLATE, SOCKET MOUNT	517664-1	1
13	CLAMP, RSGU 1.42/20 W1 METAL & RUBBER	F81087-3	2
14	DUCT, CABLE	520670	1
15	WASHER, 5.3 FLAT ZINC	F81052-1	4
16	SCREW, M5X10-8.8 CROSS RECESSED PAN HEAD ZINC	F81000-13	4
17	BOLT, M8X12-8.8 HEX HEAD FULL THREAD ZINC	F81002-6	2

8 Bed Frame Assembly

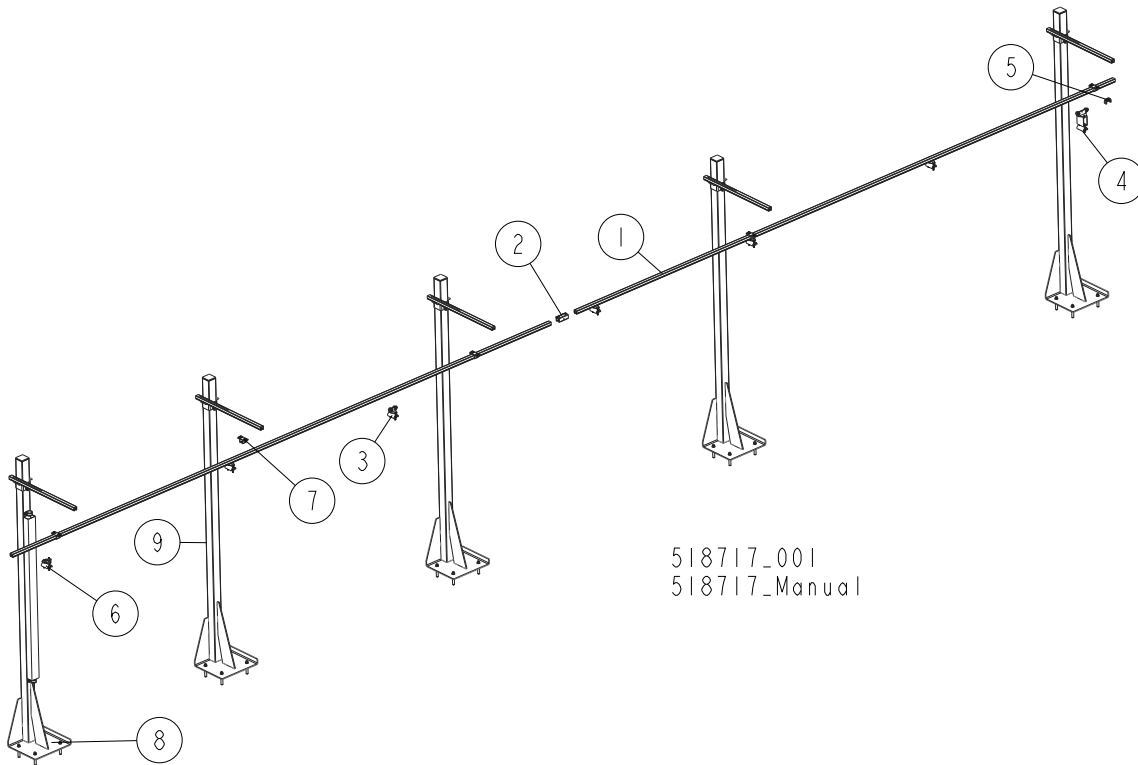
4-Post Remote Set

8.24 4-Post Remote Set



REF.	DESCRIPTION (◆ Indicates Parts Available In Assemblies Only)	PART #	QTY
	REMOTE SET, 4-POST	518884	1
	RAIL, COMPLETE GUIDE (CUTTING LENGTH OF 6.5M)	518315	1
1	RAIL, 6 M C-PROFILE	518332	1
2	COUPLER, TRACK	518705	1
3	RAIL, 3 M C-PROFILE	518313	1
4	CLAMP, FLAT CABLE - END	518701	1
5	TROLLEY, TOWING	518334	1
6	STOP, END	518700	1
7	TROLLEY, CABLE MOVING	518333	3
8	BRACKET, BOLT-ON	518702	4
9	POST, GUIDE RAIL SUPPORT - COMPLETE See Section 8.23	520669	1
10	POST, GUIDE RAIL SUPPORT - COMPLETE See Section 8.22	518736	3

8.25 5-Post Remote Set



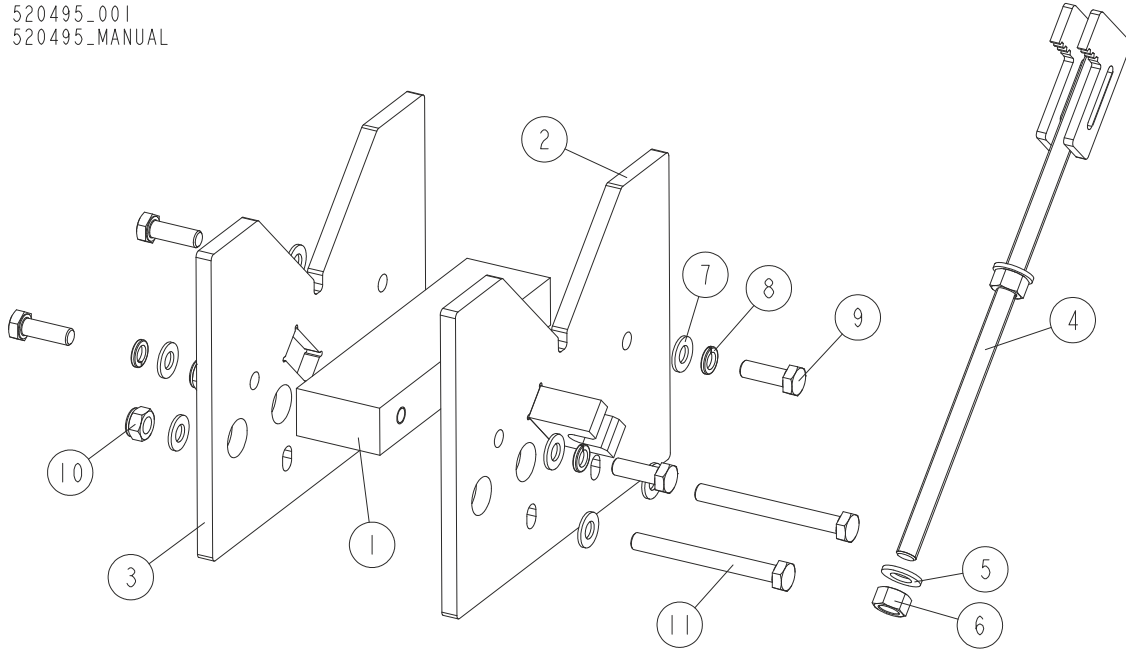
REF.	DESCRIPTION (◆ Indicates Parts Available In Assemblies Only)	PART #	QTY
	REMOTE SET, 5-POST	518717	1
	RAIL, COMPLETE GUIDE (CUTTING LENGTH OF 6.5-10 M)	518704	1
1	RAIL, 6 M C-PROFILE	518332	2
2	COUPLER, TRACK	518705	1
3	TROLLEY, CABLE MOVING	518333	5
4	TROLLEY, TOWING	518334	1
5	STOP, END	518700	1
6	CLAMP, FLAT CABLE - END	518701	1
7	BRACKET, BOLT-ON	518702	5
8	POST, GUIDE RAIL SUPPORT - COMPLETE See Section 8.23	520669	1
9	POST, GUIDE RAIL SUPPORT - COMPLETE See Section 8.22	518736	4

8 Bed Frame Assembly

Octagonal Profile Sawing Tool (Option)

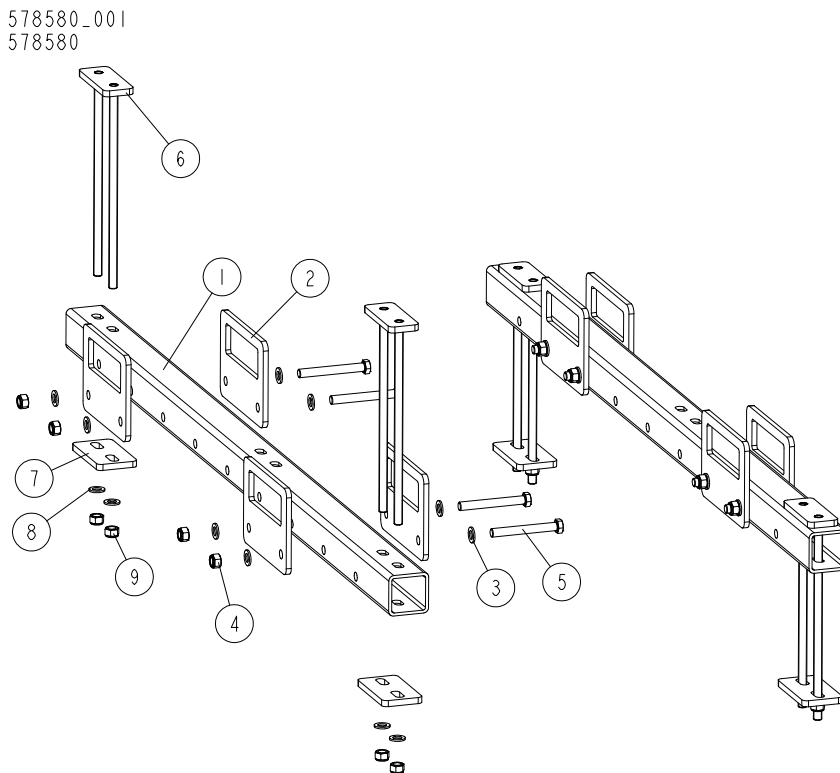
8.26 Octagonal Profile Sawing Tool (Option)

520495_001
520495_MANUAL



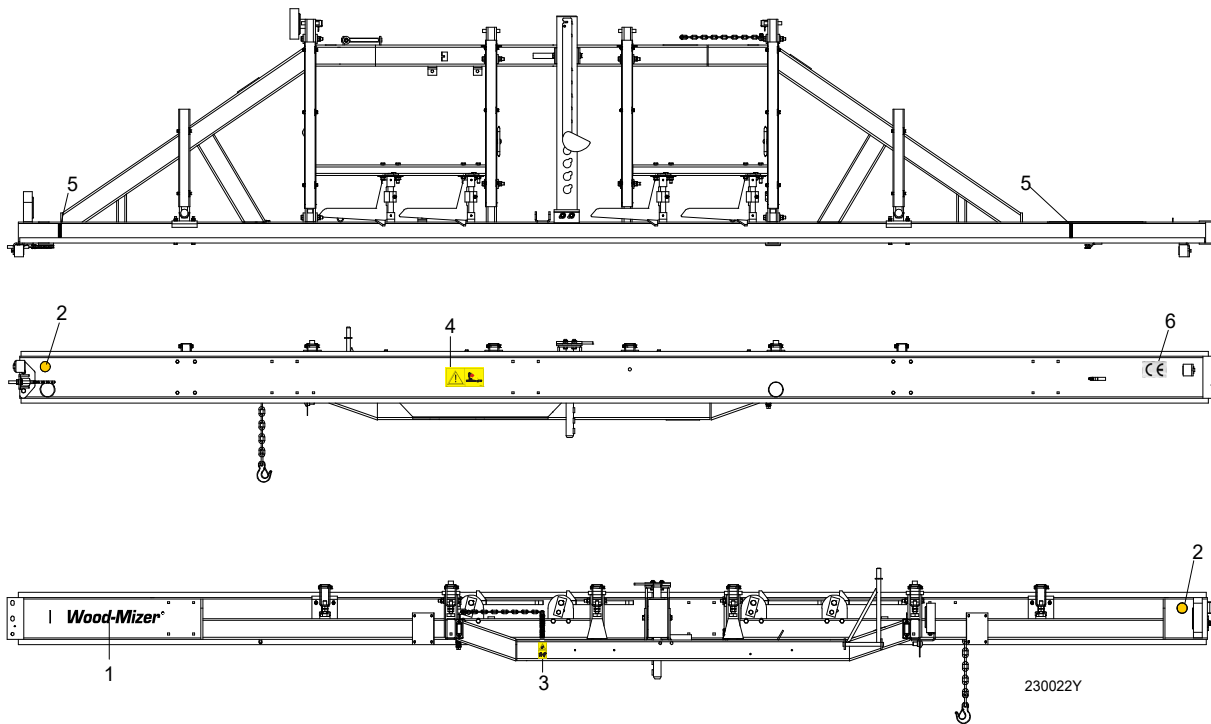
REF.	DESCRIPTION (◆ Indicates Parts Available In Assemblies Only)	PART #	QTY
-	TOOL, OCTAGONAL PROFILE SAWING	520495	1
1	BAR, INSIDE	520490-1	1
2	PLATE, FRONT	520492-1	1
3	PLATE, MAIN	520489-1	1
4	ARM, CLAMP	520496-1	1
5	WASHER, 13 FLAT ZINC	F81056-1	2
6	NUT, M12-8-B HEX ZINC	F81034-1	2
7	WASHER, 10.5 FLAT ZINC	F81055-1	8
8	WASHER, Z 10.2 SPLIT LOCK ZINC	F81055-2	4
9	BOLT, M10X30 5.8 HEX HEAD FULL THREAD ZINC	F81003-2	4
10	NUT, M10-8-B HEX NYLON ZINC LOCK	F81033-1	2
11	BOLT, M10X95-8.8-B HEX HEAD ZINC	F81003-71	2

8.27 Sawmill Transport Bracket Assembly (Option)



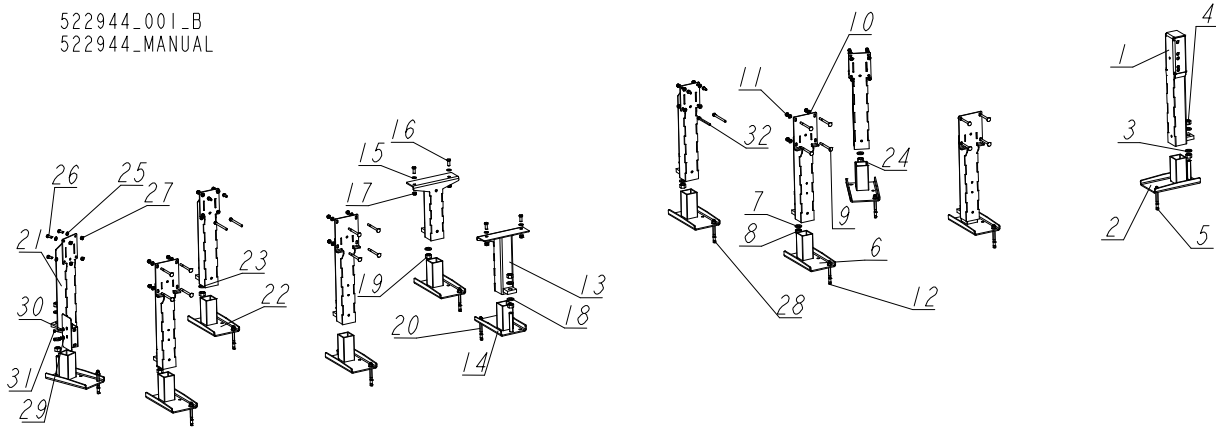
REF	DESCRIPTION (u indicates parts available in assemblies only)	PART #	QTY
-	TRANSPORT BRACKET ASSEMBLY, SAWMILLS	578580	1
-	BRACKET, TRANSPORT	578566	2
1	TUBE, TRANSPORT	578567-1	1
2	PLATE, TRANSPORT BRACKET	578569-1	4
3	WASHER, 17 FLAT ZINC	F81058-1	8
4	NUT, M16-8 HEX NYLON ZINC LOCK	F81036-2	4
5	BOLT, M16X130-8.8 HEX HEAD ZINC	F81006-35	4
-	CLAMP, FRAME	578572	2
6	PLATE	578577-1	1
7	PLATE, TRANSPORT BRACKET	578568-1	1
8	WASHER, 17 FLAT ZINC	F81058-1	2
9	NUT, M16-8 HEX NYLON ZINC LOCK	F81036-2	2

8.28 Bed Frame Decals



REF.	DESCRIPTION (◆ Indicates Parts Available In Assemblies Only)	PART #	QTY
1	DECAL, WOOD-MIZER LOGO	014751	1
2	DECAL, AMBER REFLECTIVE 2" ROUND	P07453	2
3	DECAL, KEEP AWAY DANGER, PICTOGRAM	099221	1
4	DECAL, SAWMILL TRAILER CAUTION, PICTOGRAM	099542	1
5	DECAL, LOG LENGTH LIMIT	S12051	2
6	DECAL, CE CERTIFIED SAWMILL (SMALL)	P85070	1

8.29 Stationary Legs for "M" Frame. 522944

522944_001_B
522944_MANUAL

REF	DESCRIPTION (u indicates parts available in assemblies only)	PART #	QTY
-	LEG, M SUPER FRAME STATIONARY	522944	1
-	LEG, FRONT ADJUSTABLE STATIONARY	589525	1
1	LEG WELDMENT, FRONT ADJUSTABLE	589518-1	1
2	FOOT, WIDE	501084-1	1
3	WASHER, 21 FLAT ZINC	F81059-2	2
4	NUT, M20-8 HEX ZINC	F81037-1	2
5	STUD, M12 140MM ANCHOR	084529	1
-	LEG, RIGHT ADJUSTABLE STATIONARY	501640	4
6	FOOT, WIDE	501084-1	1
7	WASHER, 21 FLAT ZINC	F81059-2	2
8	NUT, M20-8 HEX ZINC	F81037-1	2
9	BOLT, M10X120 8.8 CARRIAGE ZINC	F81003-33	4
10	WASHER, 10.5 FLAT ZINC	F81055-1	4
11	NUT, M10-8-B NYLON HEX ZINC LOCK	F81033-1	4
12	STUD, M12 140MM ANCHOR	084529	1
-	LEG, MIDDLE ADJUSTABLE STATIONARY	501637	2
13	LEG, MIDDLE	507720-1	1
14	FOOT, WIDE	501084-1	1
15	WASHER, 13 FLAT ZINC	F81056-1	2
16	BOLT, M12X30-8.8 HEX HEAD FULL THREAD ZI	F81004-22	2
17	NUT, M12-8 HEX NYLON ZINC LOCK	F81034-2	2
18	WASHER, 21 FLAT ZINC	F81059-2	2
19	NUT, M20-8 HEX ZINC	F81037-1	2
20	STUD, M12 140MM ANCHOR	084529	1
-	LEG, LEFT ADJUSTABLE STATIONARY	501639	4
21	LEG, ADJUSTABLE	507715-1	1
22	FOOT, WIDE	501084-1	1
23	WASHER, 21 FLAT ZINC	F81059-2	2
24	NUT, M20-8 HEX ZINC	F81037-1	2
25	WASHER, 10.5 FLAT ZINC	F81055-1	4
26	BOLT, M10X25 8.8 HEX HEAD FULL THREAD ZI	F81003-11	2
27	NUT, M10-8-B NYLON HEX ZINC LOCK	F81033-1	4
28	STUD, M12 140MM ANCHOR	084529	1
-	COVER ASSEMBLY, MAIN TUBE	093052	1

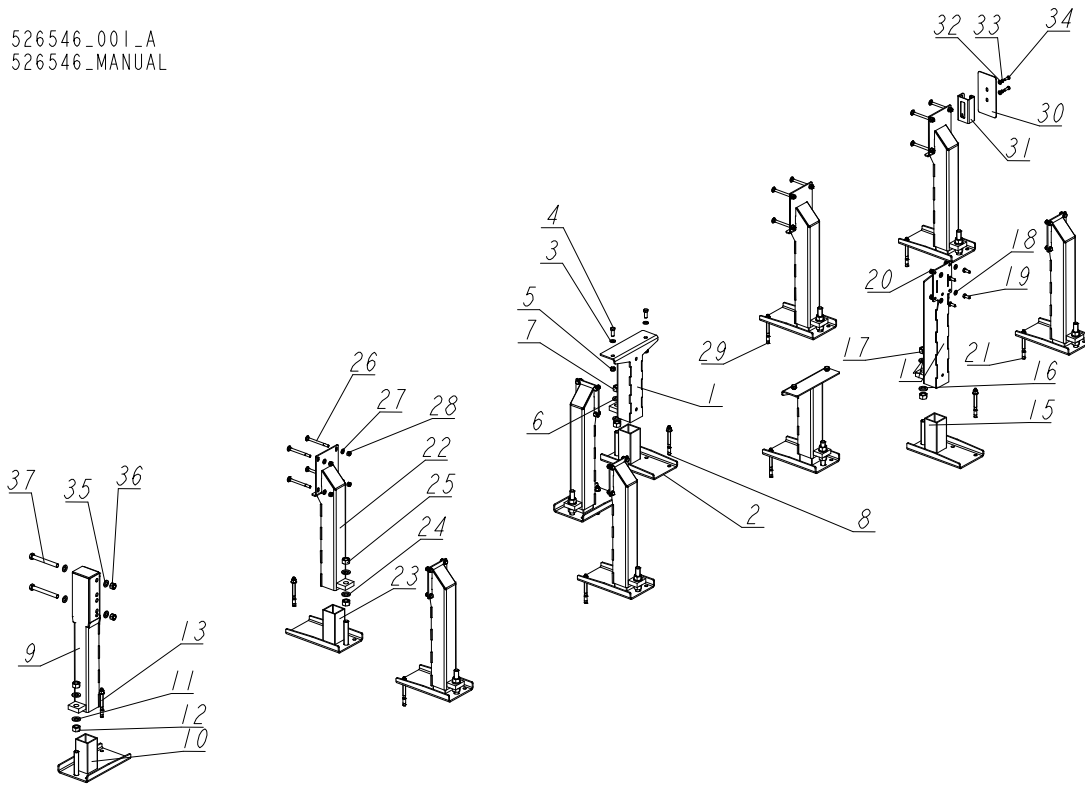


Stationary Legs for "M" Frame. 522944

REF	DESCRIPTION (u indicates parts available in assemblies only)	PART #	QTY	
29	WASHER, 8.4 FLAT ZINC	F81054-1	2	
30	WASHER, 8.2 SPLIT LOCK ZINC	F81054-4	2	
31	BOLT, M8X25-8.8-B HEX HEAD FULL THREAD	F81002-5	2	
32	BOLT, M10X125-8.8 HEX HEAD ZINC	F81003-18	4	

8.30 Stationary Legs for "S" Frame. 526546

526546_001_A
526546_MANUAL

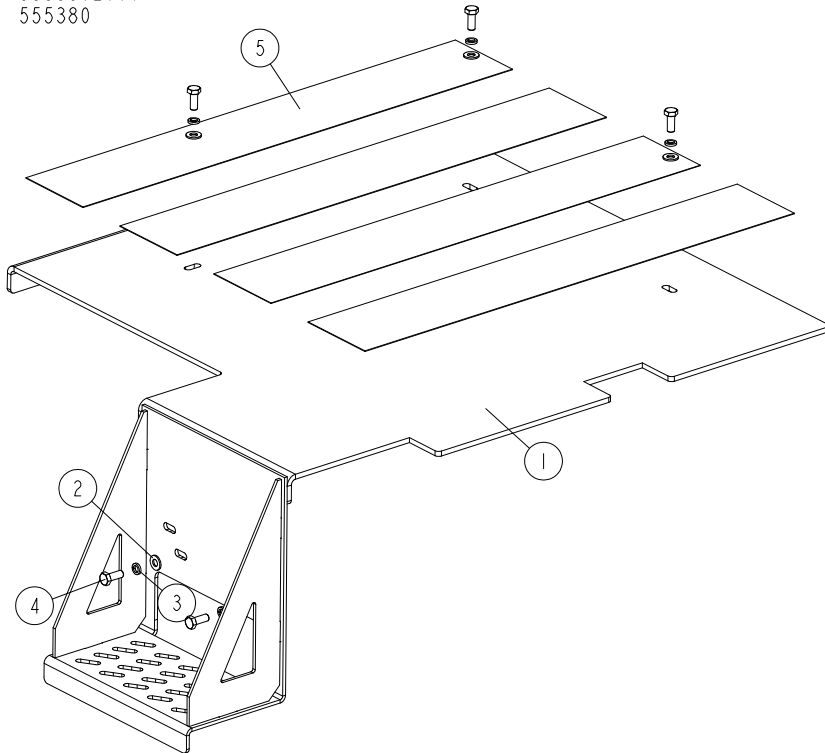


REF	DESCRIPTION (u indicates parts available in assemblies only)	PART #	QTY
-	LEG, S FRAME STATIONARY	526546	1
-	LEG, MIDDLE ADJUSTABLE STATIONARY	501637	2
1	LEG, MIDDLE	507720-1	1
2	FOOT, WIDE	501084-1	1
3	WASHER, 13 FLAT ZINC	F81056-1	2
4	BOLT, M12X30-8.8 HEX HEAD FULL THREAD ZI	F81004-22	2
5	NUT, M12-8 HEX NYLON ZINC LOCK	F81034-2	2
6	WASHER, 21 FLAT ZINC	F81059-2	2
7	NUT, M20-8 HEX ZINC	F81037-1	2
8	STUD, M12 140MM ANCHOR	084529	1
-	LEG, FRONT ADJUSTABLE STATIONARY	589525	1
9	LEG WELDMENT, FRONT ADJUSTABLE	589518-1	1
10	FOOT, WIDE	501084-1	1
11	WASHER, 21 FLAT ZINC	F81059-2	2
12	NUT, M20-8 HEX ZINC	F81037-1	2
13	STUD, M12 140MM ANCHOR	084529	1
-	LEG, LEFT ADJUSTABLE STATIONARY	501639	5
14	LEG, ADJUSTABLE	507715-1	1
15	FOOT, WIDE	501084-1	1
16	WASHER, 21 FLAT ZINC	F81059-2	2
17	NUT, M20-8 HEX ZINC	F81037-1	2
18	WASHER, 10.5 FLAT ZINC	F81055-1	4
19	BOLT, M10X25 8.8 HEX HEAD FULL THREAD ZI	F81003-11	4
20	NUT, M10-8-B NYLON HEX ZINC LOCK	F81033-1	4

REF	DESCRIPTION (u indicates parts available in assemblies only)	PART #	QTY	
21	STUD, M12 140MM ANCHOR	084529	1	
-	LEG, RIGHT ADJUSTABLE STATIONARY	501640	3	
22	LEG, MAIN TUBE (HIGH)	507620-1	1	
23	FOOT, WIDE	501084-1	1	
24	WASHER, 21 FLAT ZINC	F81059-2	2	
25	NUT, M20-8 HEX ZINC	F81037-1	2	
26	BOLT, M10X120 8.8 CARRIAGE ZINC	F81003-33	4	
27	WASHER, 10.5 FLAT ZINC	F81055-1	4	
28	NUT, M10-8-B NYLON HEX ZINC LOCK	F81033-1	4	
29	STUD, M12 140MM ANCHOR	084529	1	
-	COVER ASSEMBLY, MAIN TUBE	093052	1	
30	COVER, 201X101.6X3 TUBE	015023-1	1	
31	BRACKET WELDMENT, REAR MAIN TUBE COVER	087105-1	1	
32	WASHER, 8.4 FLAT ZINC	F81054-1	2	
33	WASHER, 8.2 SPLIT LOCK ZINC	F81054-4	2	
34	BOLT, M8X25-8.8-B HEX HEAD FULL THREAD	F81002-5	2	
35	WASHER, 17 FLAT ZINC	F81058-1	4	
36	NUT, M16-8 HEX NYLON ZINC LOCK	F81036-2	2	
37	BOLT, M16X140-8.8 HEX HEAD ZINC	F81006-4	2	

8.31 Inspection Platform (M-type Frame Sawmills). 555380

555380_001
555380



REF	DESCRIPTION (u indicates parts available in assemblies only)	PART #	QTY	
-	PLATFORM, "M" FRAME INSPECTION	555380	1	
1	PLATFORM, "M" FRAME INSPECTION	555375-1	1	
2	WASHER, 8.4 FLAT ZINC	F81054-1	5	
3	WASHER, 8.2 SPLIT LOCK ZINC	F81054-4	5	
4	BOLT, M8X20-8.8-B HEX HEAD FULL THREAD Z	F81002-4	5	
5	PAD, NON-SKID STEP	711495	4	

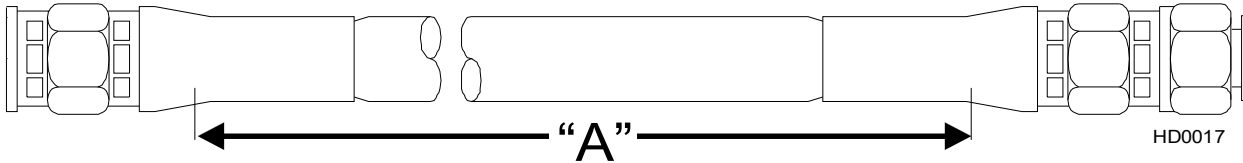


HYDRAULIC SYSTEM

Hydraulic System, LT20 Series A/DH

SECTION 9 HYDRAULIC SYSTEM

9.1 Hydraulic System, LT20 Series A/DH



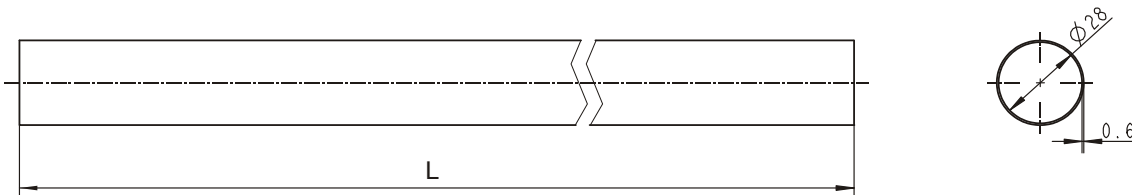
REF	DESCRIPTION (◆ indicates parts available in assemblies only)	PART #	QTY		
None	10"	3/8" HYDRAULIC PUMP TO VALVE (A/DH3)	087774	1	H1
None	0.46	1/4" HYDRAULIC PUMP TO VALVE (DH5/7)	015704	1	
None	27"	3/8" LOG TURNER CYLINDER BASE	014796	1	H3
Orange	22"	3/8" LOG TURNER CYLINDER TOP	087775	1	H4
Yellow	129"	1/4" FRONT TOE BOARD BASE (LT40S)	087790	1	H5
	151"	1/4" FRONT TOE BOARD BASE (LT40M)	087776	1	H5
Grey	129"	1/4" FRONT TOE BOARD TOP (LT40S)	087790	1	H6
	151"	1/4" FRONT TOE BOARD TOP (LT40M)	087776	1	H6
None	166"	3/8" SIDE SUPPORT TOP (LT40S)	087791	1	H7
	188"	3/8" SIDE SUPPORT TOP (LT40M)	087777	1	H7
Pink	168"	3/8" SIDE SUPPORT BASE (LT40S)	087791	1	H8
	188"	3/8" SIDE SUPPORT BASE (LT40M)	087777	1	H8
White	145"	3/8" LOG CLAMP CYLINDER TOP (LT40S)	087792	1	H9
	157"	3/8" LOG CLAMP CYLINDER TOP (LT40M)	087778	1	H9
Dark Orange	129"	3/8" LOG CLAMP CYLINDER BASE (LT40S)	087793	1	H10
	151"	3/8" LOG CLAMP CYLINDER BASE (LT40M)	087779	1	H10
Purple	204"	1/4" REAR TOE BOARD TOP (LT40S)	087794	1	H11
	226"	1/4" REAR TOE BOARD TOP (LT40M)	087780	1	H11
Black	204"	1/4" REAR TOE BOARD BASE (LT40S)	087794	1	H12
	226"	1/4" REAR TOE BOARD BASE (LT40M)	087780	1	H12
Green	62"	3/8" LOADING ARM BRANCH	014797	2	H13
Yellow	63"	3/8" LOADING ARM BRANCH	014798	1	H14
Yellow	71"	3/8" LOADING ARM BRANCH	093329	1	H14
Blue	171"	3/8" LOADING ARM CYLINDER TOP (LT40S)	087795	1	H15
	193"	3/8" LOADING ARM CYLINDER TOP (LT40M)	087781	1	H15
Red	171"	3/8" LOADING ARM CYLINDER BOTTOM (LT40S)	087795	1	H16
	193"	3/8" LOADING ARM CYLINDER BOTTOM (LT40M)	087781	1	H16
Green	180"	1/4" LOG CLAMP UP (LT40S)	087796	1	H17
	202"	1/4" LOG CLAMP UP (LT40M)	087789	1	H17

Yellow	180"	1/4" LOG CLAMP DOWN (LT40S)	087796	1	H18
	202"	1/4" LOG CLAMP DOWN (LT40M)	087789	1	H18
White	157"	1/4" FRONT CLAMP IN/OUT CYLINDER BOTTOM (A/DH5)	094778	1	H19
Orange	157"	1/4" FRONT CLAMP IN/OUT CYLINDER TOP (A/DH5)	094778	1	H20
Red	150"	1/4" FRONT CLAMP UP/DOWN CYLINDER BOTTOM (A/DH5)	094779	1	H21
blue	150"	1/4" FRONT CLAMP UP/DOWN CYLINDER TOP (A/DH5)	094779	1	H22
White	236"	1/4" REAR CLAMP IN/OUT CYLINDER BOTTOM (A/DH5)	094780	1	H23
Orange	236"	1/4" REAR CLAMP IN/OUT CYLINDER TOP (A/DH5)	094780	1	H24
Red	220"	1/4" REAR CLAMP UP/DOWN CYLINDER BOTTOM (A/DH5)	094781	1	H25
blue	220"	1/4" REAR CLAMP UP/DOWN CYLINDER TOP (A/DH5)	094781	1	H26
None	15"	3/8" HYDRAULIC VALVE TO OIL FLOW CONTROL VALVE (A/DH5)	094782	1	H27
None	21"	3/8" HYDRAULIC PUMP W/MOTOR TO OIL FLOW CONTROL VALVE (A/DH5) PRZEPL YWU (A/DH5)	087775	1	H28
Red	1.50	1/4" FIRST CLAMP UP/DOWN CYLINDER BOTTOM (AH7)	095211	1	H29
blue	1.50	1/4" FIRST CLAMP UP/DOWN CYLINDER TOP (AH7)	095211	1	H30
Red	4.00	1/4" SECOND CLAMP UP/DOWN CYLINDER BOTTOM (AH7)	095212	1	H31
Blue	4.00	1/4" SECOND CLAMP UP/DOWN CYLINDER TOP (AH7)	095212	1	H32
Red	7.70	1/4" THIRD CLAMP UP/DOWN CYLINDER BOTTOM (AH7)	095213	1	H33
Blue	7.70	1/4" THIRD CLAMP UP/DOWN CYLINDER TOP (AH7)	095213	1	H34
Orange	0.40	1/4" HYDRAULIC VALVE POWER CORD - FIRST/SECOND/THIRD CLAMP, IN/OUT CYLINDER BASE T-FITTING (AH7)	095214	1	H35
White	0.40	1/4" HYDRAULIC VALVE POWER CORD - FIRST/SECOND/THIRD CLAMP IN/OUT CYLINDER TOP T-FITTING (AH7)	095214	1	H36
Orange	7.00	1/4" THIRD CLAMP IN/OUT CYLINDER BOTTOM (AH7)	095215	1	H37
White	7.00	1/4" THIRD CLAMP IN/OUT CYLINDER TOP (AH7)	095215	1	H38
Orange	2.50	1/4" FIRST/SECOND CLAMP IN/OUT CYLINDER BOTTOM (AH7)	095216	1	H39
White	2.50	1/4" FIRST/SECOND CLAMP IN/OUT CYLINDER TOP (AH7)	095216	1	H40
Orange	1.20	1/4" FIRST/SECOND CLAMP IN/OUT CYLINDER BOTTOM (AH7)	095217	1	H41
White	1.20	1/4" FIRST/SECOND CLAMP IN/OUT CYLINDER TOP (AH7)	095217	1	H42

9.2 Hydraulic Hoses, LT20 Series A/DH

[See Section 1.18](#) of the LT20 DH Operator's Manual (Form#629).

Protective Conduits, LT20 Series A/DH Hydraulic Hoses



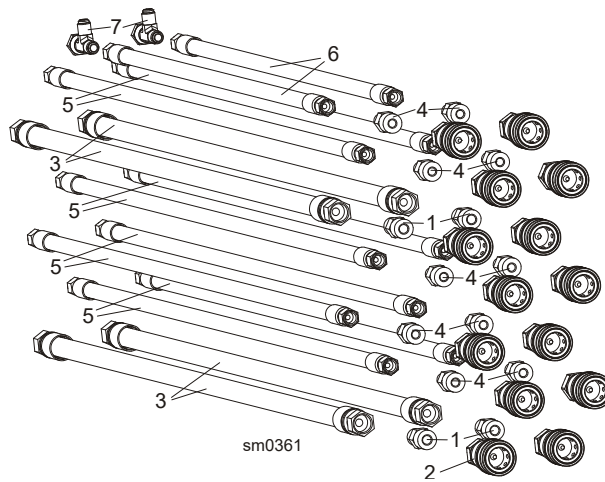
REF"L" [m]	DESCRIPTION (◆ indicates parts available in assemblies only)	PART #	QTY
0.70	PROTECTIVE CONDUIT, LOG TURNER HOSE	099761	2
0.28	PROTECTIVE CONDUIT, CLAMP IN/OUT CYLINDER HOSE - BASE	099762	1
0.45	PROTECTIVE CONDUIT, IN/OUT CYLINDER HOSE	099763	1
1.35	PROTECTIVE CONDUIT, CLAMP UP/DOWN CYLINDER HOSE - BASE	099764	1
1.65	PROTECTIVE CONDUIT, CLAMP UP/DOWN CYLINDER HOSE - TOP	099765	1



HYDRAULIC SYSTEM

Hydraulic Hoses, LT20 Series A/DH

9.3 Hydraulic Hose Kit for MBX12/24H Bed Extensions, "M" Frame AH Sawmills



REF	DESCRIPTION (◆ indicates parts available in assemblies only)	PART #	QTY
	HYDRAULIC HOSE KIT, "M" FRAME 24H21	505834	1
1	FITTING, G3/8-9/16-18JIC HAND PUMP	091842	2
2	FITTING, 3/8" INT. THREAD BSP FEMALE QUICK DISCONNECT	504965	2
3	HOSE, 2T3/8X7.900 W9/16UNF-W9/16UNF HYDRAULIC	505849	2
	HYDRAULIC HOSE KIT, "M" FRAME 24H2	505836	1
1	FITTING, G3/8-9/16-18JIC HAND PUMP	091842	2
2	FITTING, 3/8" INT. THREAD BSP FEMALE QUICK DISCONNECT	504965	4
3	HOSE, 2T3/8X7.900 W9/16UNF-W9/16UNF HYDR	505849	2
4	FITTING, 7/16" JC/3/8" BSP STRAIGHT	505747	2
5	HOSE, 2T1/4X7.850 W7/16UNF-W7/16UNF HYDR	505850	2
	HYDRAULIC HOSE KIT, "M" FRAME (AH1-7) 24	505840	1
1	FITTING, G3/8-9/16-18JIC HAND PUMP	091842	4
2	FITTING, 3/8" INT. THREAD BSP FEMALE QUICK DISCONNECT	504965	8
3	HOSE, 2T3/8X7.900 W9/16UNF-W9/16UNF HYDR	505849	4
4	FITTING, 7/16" JC/3/8" BSP STRAIGHT	505747	4
5	HOSE, 2T1/4X7.850 W7/16UNF-W7/16UNF HYDR	505850	4
	HYDRAULIC HOSE KIT, "M" FRAME (AH1-7) 24	506090	1
1	FITTING, G3/8-9/16-18JIC HAND PUMP	091842	4
2	FITTING, 3/8" INT. THREAD BSP FEMALE QUICK DISCONNECT	504965	12
3	HOSE, 2T3/8X7.900 W9/16UNF-W9/16UNF HYDR	505849	4
4	FITTING, 7/16" JC/3/8" BSP STRAIGHT	505747	8
5	HOSE, 2T1/4X7.850 W7/16UNF-W7/16UNF HYDR	505850	6
6	HOSE, 2T1/4X6.100 W7/16UNF-W7/16UNF HYDRAULIC	506096	2
7	FITTING, W7/16" UNF JIC-2XZ7/16"UNF JIC TEE	506098	2
	HYDRAULIC HOSE KIT, "M" FRAME (AH1-7) 24	506092	1
1	FITTING, G3/8-9/16-18JIC HAND PUMP	091842	4
2	FITTING, 3/8" INT. THREAD BSP FEMALE QUICK DISCONNECT	504965	14
3	HOSE, 2T3/8X7.900 W9/16UNF-W9/16UNF HYDR	505849	4
4	FITTING, 7/16" JC/3/8" BSP STRAIGHT	505747	10
5	HOSE, 2T1/4X7.850 W7/16UNF-W7/16UNF HYDR	505850	8

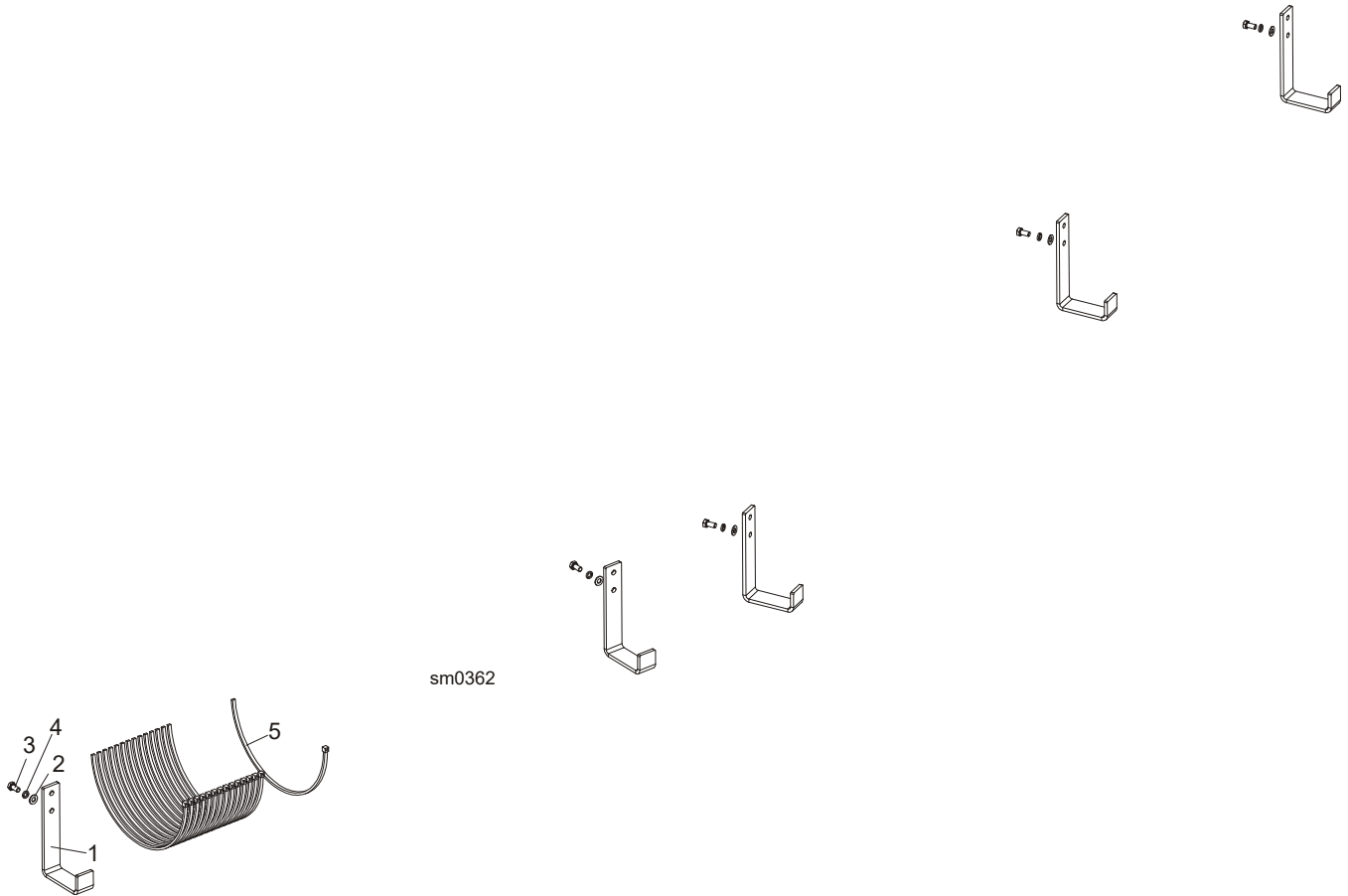


HYDRAULIC SYSTEM

Hydraulic Hose Kit for MBX12/24H Bed Extensions, "M" Frame AH Sawmills

6	HOSE, 2T1/4X6.100 W7/16UNF-W7/16UNF HYDRAULIC	506096	2	
7	FITTING, W7/16" UNF JIC-2XZ7/16"UNF JIC TEE	506098	2	

9.4 Hydraulic Hose Hanger Kit, "M" Frame (AH1-3), MBX12/24H1-4

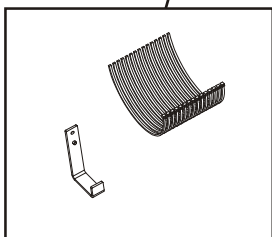
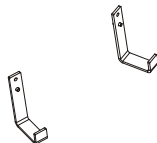
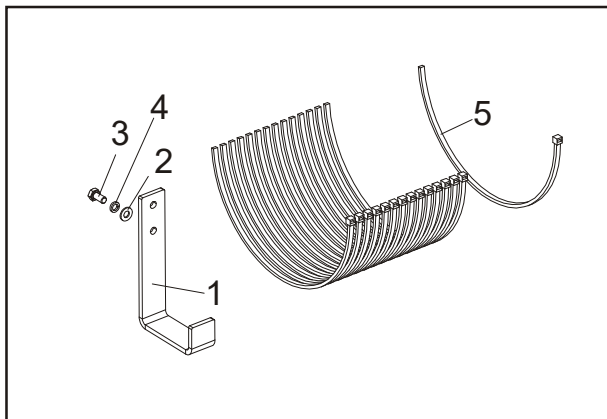


REF	DESCRIPTION (◆ indicates parts available in assemblies only)	PART #	QTY
	HYDRAULIC HOSE HANGER KIT, "M"FRAME AH1-	506101	1
1	HANGER, HYDRAULIC HOSE	505745-1	5
2	WASHER, 8.4 FLAT ZINC	F81054-1	5
3	WASHER 8,2 FE/ZN9	F81054-4	5
4	BOLT, M8x16 -8.8-B HEX HEAD FULL THREAD ZINC	F81002-20	5
5	WRAP, TKUV 50/8 TIE	F81082-3	15

9.5 Hydraulic Hose Hanger Kit, "M" Frame (AH4-7), MBX12/24H5-6



sm0363



REF	DESCRIPTION (◆ indicates parts available in assemblies only)	PART #	QTY
	HYDRAULIC HOSE HANGER KIT, "M" FRAME AH1	506102	1
1	HANGER, HYDRAULIC HOSE	505745-1	7
2	WASHER, 8.4 FLAT ZINC	F81054-1	8
3	WASHER 8,2 FE/ZN9	F81054-4	8
4	BOLT, M8x16 -8.8-B HEX HEAD FULL THREAD ZINC	F81002-20	8
5	WRAP, TKUV 50/8 TIE	F81082-3	15

9.6 LT20 Hydraulic Boxes

REF	DESCRIPTION (◆ indicates parts available in assemblies only)	PART #	QTY	
-	BOX, LT20 AH7 11-SECTION HYDRAULIC - COM	522961 ¹	-	
-	BOX, LT20 W/BX24 M 17-SECTION HYDRAULIC - COMPLETE	513996 ²	-	
-	BOX, LT20AC W/BX24M 11-SECTION HYDRAULIC - COMPLETE	513999 ³	-	
-	BOX, LT20 AH4 HYDRAULIC - COMPLETE	509245 ⁴	-	

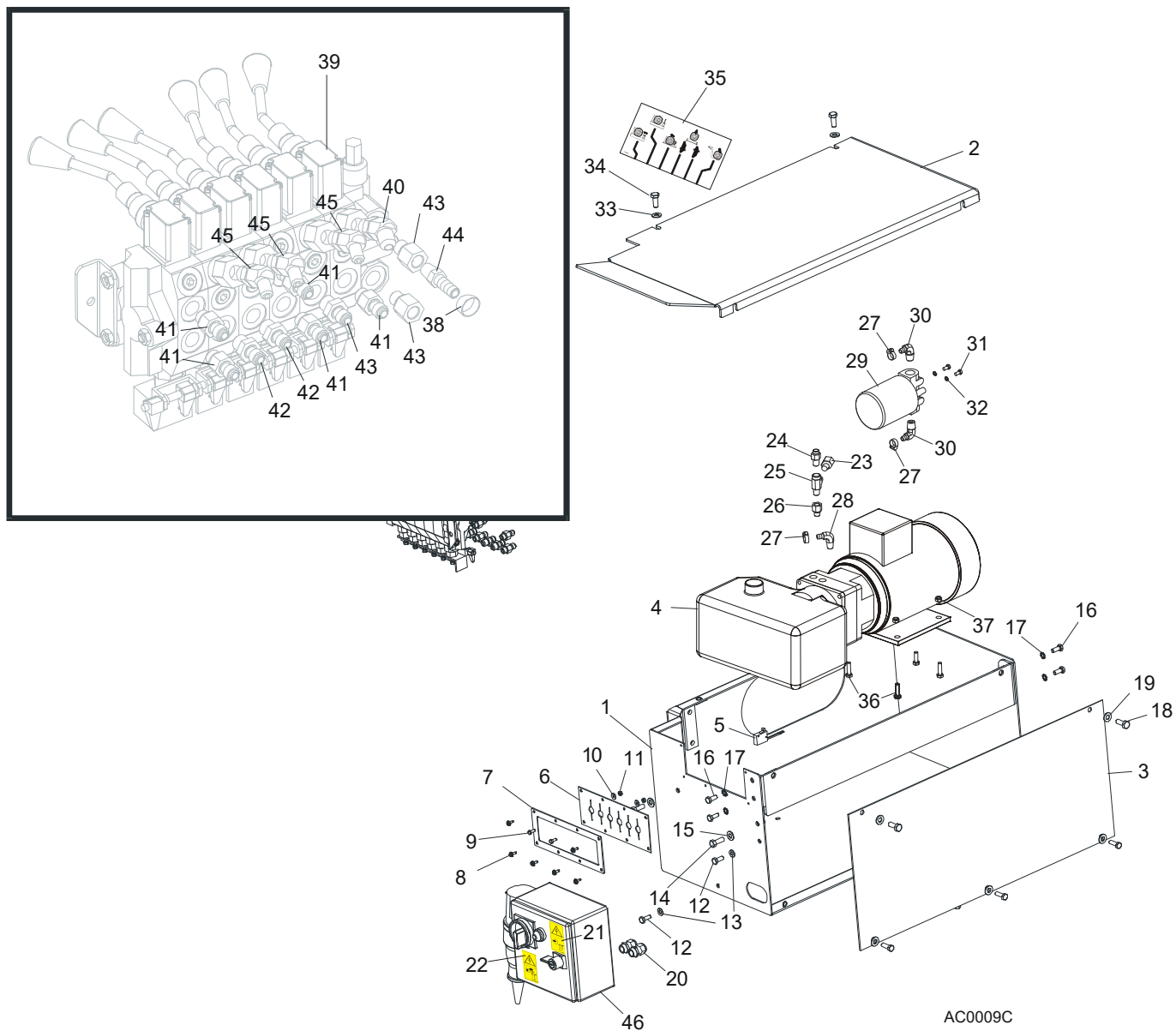
¹ For LT20AHS5, AHS6

² For LT20M AH7 BX24

³ For LT20M AH3 BX12/24

⁴ For LT20MAH4

9.7 Hydraulic Control Box, LT20 Series AH3

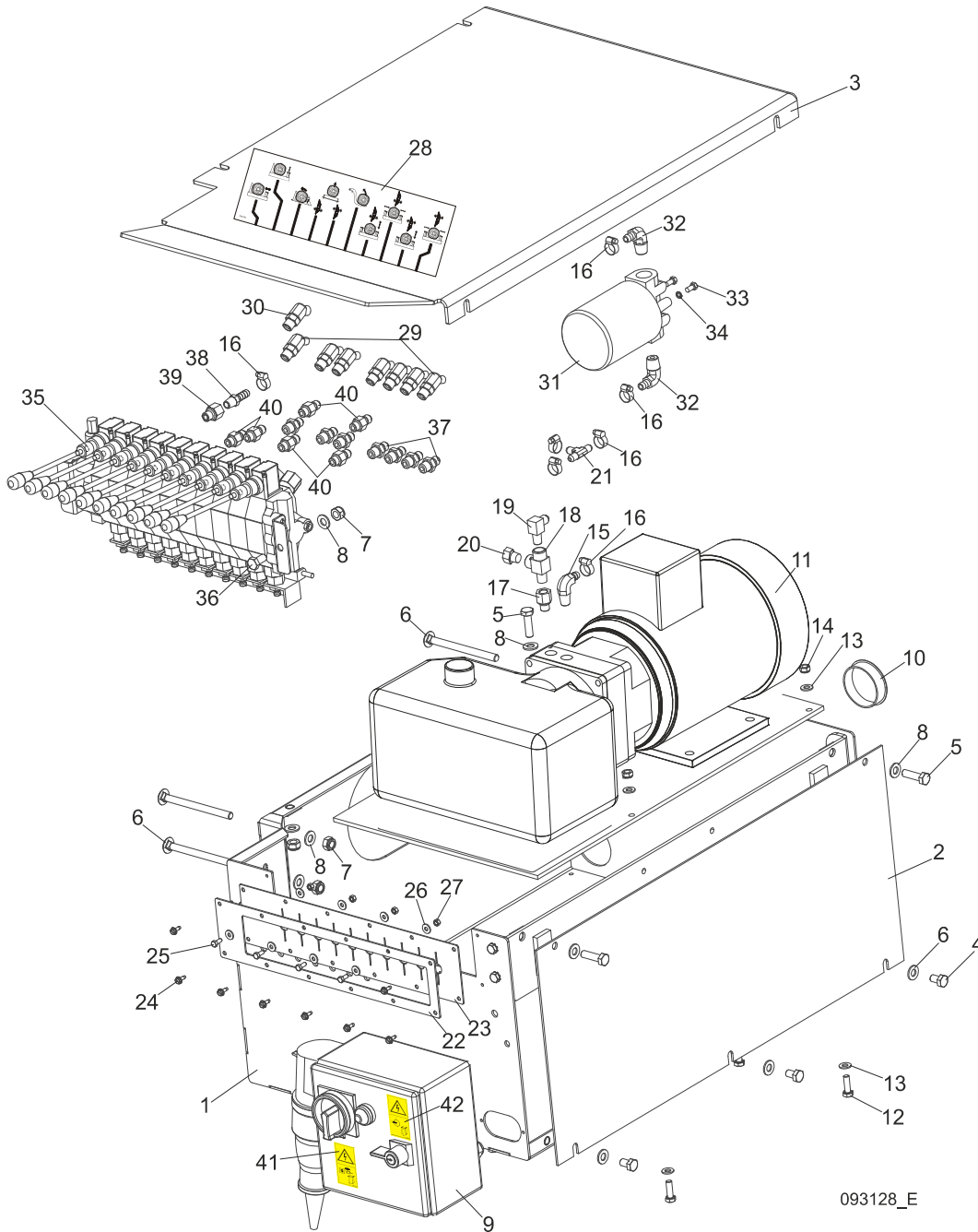


AC0009C

REF	DESCRIPTION (◆ indicates parts available in assemblies only)	PART #	QTY
	Box, AC Hydraulic	093035	1
	Box, AC Hydraulic Japan version	093035-7	
	CAP, SR1086 22.2 HOLE	093544	2
1	BOX WELDMENT, LT20 AC HYDRAULICS	545690-1	1
2	COVER, AC HYDRAULIC CONTROL BOX	086485-1	1
3	PANEL, AC HYDRAULIC BOX FRONT	086484-1	1
4	PUMP, AC-4KW (Q=14,5L/MIN) HYDRAULIC W/M	500958	1
	PUMP, AC-4KW (Q=14,5L/MIN) HYDRAULIC W/M (Japan version)	500958-7	
	Pump, AC-4kW Hydraulic	097782	1
	Plate, AC-4kW Hydraulic Connecting	097783	1

	Seal, AC-4kW Hydraulic Complete	097784	1	
5	Switch, 2A 125V R-Lever NO/NC/Com	014765	1	
6	Guard, Rubber Double Valve	015079	1	
7	COVER, VALVE GUARD PTD	086519-1	1	
8	#10-24X1/2 SLF TP SC	F05015-7	6	
9	BOLT, M5X12-5.8 HEX HEAD FULL THREAD ZIN	F81000-5	2	
10	Washer, 5.5 Special Flat Zinc	F81052-3	2	
11	Nut, M5-8 Hex Zinc	F81030-1	2	
12	BOLT, M8X20-8.8-B HEX HEAD FULL THREAD Z	F81002-4	2	
13	Washer, 8.4 Flat Zinc	F81054-1	2	
14	Bolt, 3/8-16x1 HHC	F05007-7	2	
15	Washer, 10.5 Flat Zinc	F81055-1	2	
16	Bolt, M8x20-8.8-B Hex Head Full Thread Zinc	F81002-4	4	
17	WASHER, 8.4 EXTERIOR STAR LOCK ZINC	F81054-3	4	
18	BOLT, M10X25 8.8 HEX HEAD FULL THREAD ZI	F81003-11	4	
19	Washer, 10.5 Flat Zinc	F81055-1	4	
20	GLAND, DP 11/H CABLE	085388	2	
21	DECAL, HIGH VOLTAGE INSIDE THE ELECTRIC BOX (PICTOGRAM)	096316	1	
22	DECAL, REMOVE THE PLUG BEFORE OPENING THE BOX (PICTOGRAM)	096319	1	
23	PLUG, 1/4-18 NPT BLANK	096221	1	
24	FITTING, 1/4NPTX1/4JIC MALE	P09143	1	
25	FITTING, 1/4NPT MALE RUN TEE	015486	1	
26	Fitting, 6SAE Male-1/4NPT Female	014686	1	
27	Clamp, 11/16 Worm	P12739	3	
28	Fitting, 3/8NPT-3/8 Barb Elbow	P12708	1	
29	Manifold, w/Filter	P22683	1	
30	Fitting, 1/2NPT-3/8 Barb Elbow	P12707	2	
31	Bolt, 1/4-20x1/2 Hex Head	F05005-15	2	
32	Washer, Z 6.1 Split Lock Zinc	F81053-3	2	
33	Washer, 10.5 Flat Zinc	F81055-1	2	
34	BOLT, M10X25 8.8 HEX HEAD FULL THREAD ZI	F81003-11	2	
35	DECAL, HYDRAULIC CONTROL SUPER 97	015364	1	
36	BOLT, M8 X 30-8.8-B HEX HEAD FULL THREAD	F81002-7	4	
37	Nut, M8-8-B Hex Nylon Zinc Lock	F81032-2	4	
38	Clamp, 11/16 Worm	P12739	1	
39	VALVE, 6-SECTION HYDRAULIC	086589	1	
	SWITCH ASSEMBLY, HYDRAULIC LEVER	024198	1	
40	FITTING, #6SAE 45 DEG ELBOW	015489	1	
41	FITTING, 3/8 O-RING-3/8JIC	014687	5	
42	Fitting, 1/4JIC-3/8 O-Ring	P26284	3	
43	Fitting, 6SAE Male-1/4NPT Female	014686	2	
44	Fitting, 1/4NPT-3/8 Barb	014685	1	
45	FITTING, #4SAE-#6SAE 45 DEG ELBOW	015488	3	
46	BOX, LT20 STARTER	553523	1	
	BOX, LT 20 4kW JAPAN VERSION	553523-7		

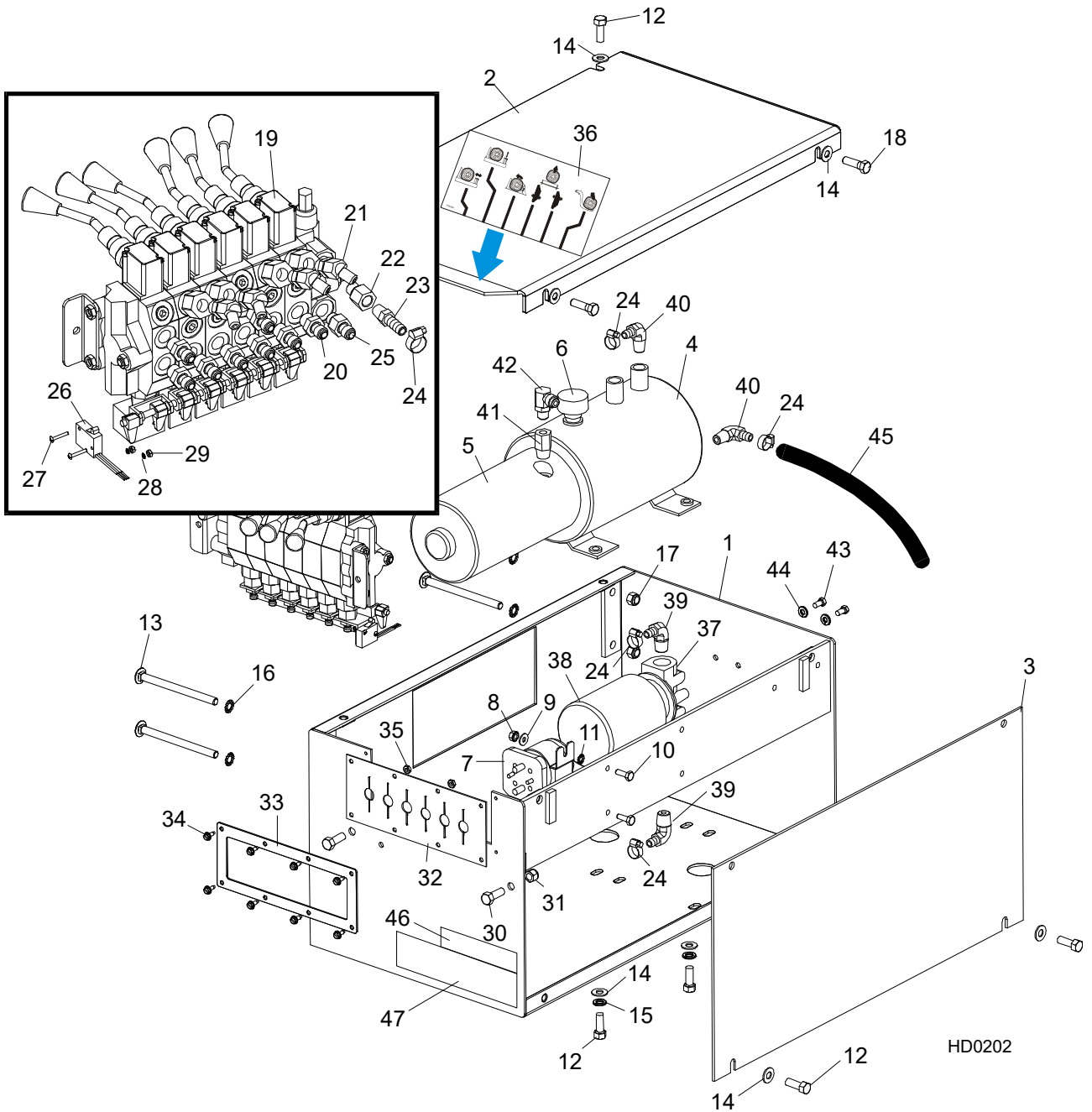
9.8 Hydraulic Control Box, LT20 Series AH5/7



REF	DESCRIPTION (◆ indicates parts available in assemblies only)	PART #	QTY
	BOX ASSEMBLY, LT20 AH5 HYDRAULIC CONTROL	093128	1
1	BOX WELDMENT, HYDRAULIC CONTROL	091729-1	1
	BRACKET, AC HYDRAULIC BOX - COMPLETE	086518-1	1
	BOLT, M8x20-8.8-B HEX HEAD FULL THREAD ZINC	F81002-4	4
	WASHER, 8.4 EXTERIOR STAR LOCK ZINC	F81054-3	4
2	PANEL, AC HYDRAULIC BOX FRONT	086484-1	1
3	COVER, AC/DC HYDRAULIC CONTROL BOX	091734-1	1

4	BOLT, M10x16-8.8 HEX HEAD FULL THREAD ZINC	F81003-13	3	
5	BOLT,M10X35-8.8 HEX HEAD FULL THREAD ZIN	F81003-17	4	
6	BOLT, M10X125 CARRIAGE	F81003-34	4	
7	NUT, M10-8-B HEX NYLON ZINC LOCK	F81033-1	6	
8	WASHER, 10.5 FLAT ZINC	F81055-1	13	
9	BOX, LT20 STARTER	553523	1	
10	CAP, HSA2790 (63.6 DIA.) HOLE	092859	1	
11	PUMP, AC 4 kW 14.5 L/MIN HYDRAULIC W/MOTOR	093459	1	
	Pump, AC-4kW Hydraulic	097782	1	
	Plate, AC-4kW Hydraulic Connecting	097783	1	
	Seal, AC-4kW Hydraulic Complete	097784	1	
12	BOLT, M8x25-8.8-B HEX HEAD FULL THREAD ZINC	F81002-5	4	
13	WASHER, 8.4 FLAT ZINC	F81054-1	8	
14	NUT, M8-8-B HEX NYLON ZINC LOCK	F81032-2	4	
15	FITTING, 3/8NPT-3/8 BARB ELBOW	P12708	1	
16	CLAMP, 11/16 WORM	P12739	7	
17	FITTING, 6SAE MALE-1/4NPT FEMALE	014686	1	
18	FITTING, 1/4NPT MALE RUN TEE	015486	1	
19	FITTING, 3/8JIC-1/4NPT 90L	015491	2	
20	PLUG, 1/4-18 NPT BLANK	096221	1	
21	FITTING, 3/8 BARB TEE	015485	1	
22	PLATE, 10-SECTION VALVE	091826-1	1	
23	GUARD, 10-SECTION RUBBER HYDRAULIC VALVE	091739	1	
24	#10-24X1/2 SLF TP SC	F05015-7	8	
25	BOLT, M5x12-5.8 HEX HEAD FULL THREAD ZINC	F81000-5	4	
26	WASHER, 5.5 SPECIAL FLAT ZINC	F81052-3	8	
27	NUT, M5-8 HEX ZINC	F81030-1	4	
28	DECAL, AH5 HYDRAULIC CONTROL - ENGLISH	094795	1	
	Decal, AH7 Hydraulic Control Box	094970	1	
29	FITTING, #4SAE-#6SAE 45 DEG ELBOW	015488	7	
30	FITTING, #6SAE 45 DEG ELBOW	015489	1	
31	MANIFOLD, W/FILTER	P22683	1	
32	FITTING, 1/2NPT-3/8 BARB ELBOW	P12707	2	
33	BOLT, 1/4-20X1/2 HEX HEAD	F05005-15	2	
34	WASHER, Z 6.1 SPLIT LOCK ZINC	F81053-3	2	
35	VALVE, HDS11/10-6 10-SECTION	091344	1	
36	BOLT, M10X20-5.8 HEX HEAD FULL THREAD ZI	F81003-1	2	
37	FITTING, 1/4JIC-3/8 O-RING	P26284	7	
38	FITTING, 1/4NPT-3/8 BARB	014685	1	
39	FITTING, 6SAE MALE-1/4NPT FEMALE	014686	1	
40	FITTING, 3/8 O-RING-3/8JIC	014687	6	
41	DECAL, HIGH VOLTAGE INSIDE THE ELECTRIC BOX (PICTOGRAM)	096316	1	
42	DECAL, REMOVE THE PLUG BEFORE OPENING THE BOX (PICTOGRAM)	096319	1	

9.9 Hydraulic Control Box, LT20 Series DH3



REF	DESCRIPTION (◆ indicates parts available in assemblies only)	PART #	QTY
1	BOX WELDMENT, LT20 AC HYDRAULICS	545690-1	1
2	COVER, AC HYDRAULIC CONTROL BOX	086485-1	1
3	PANEL, AC HYDRAULIC BOX FRONT	086484-1	1
4	PUMP ASSY, W/MOTOR HYDRAULIC	P12701	1
5	MOTOR KIT, HYDRAULIC REPLACEMENT	052807	1

	Motor, Iskra Replacement Monarch Pump	038683	1	
	BRUSHES, HYDRAULIC MOTOR ISKAR	038682	1	
	Bearing, #02318 Monarch Motor	P12513	1	
6	Cap, Hydraulic Pump Vented Fill	P12817	1	
	RING, 3 7/8OD 02352 'O'	P10198	1	
	Seal, Hydraulic Motor/Pump	P10315	1	
7	SOLENOID, 200A 12V SPST HYDRAULIC PUMP	015470	1	
8	NUT, 1/4-20 SELF-LOCKING HEX	F05010-9	2	
9	WASHER, 1/4" SAE FLAT	F05011-11	2	
10	BOLT, 1/4-20X3/4 FT HHC	F05005-1	2	
11	Washer, 1/4" Star Ext.Tooth	F05011-37	2	
	FLUID, DEXRON III ATF (QUART)	P12742	8.5 l	
	FLUID, All Weather Hydraulic (jugs) HVI26	P12823	8.5 l	
	FLUID, Cold Weather Hydraulic Gal Can HVI13	P12822	8.5 l	
12	BOLT, 3/8-16X1 HH	F05007-7	8	
13	BOLT, 3/8-16x5 CARRIAGE	F05007-113	4	
14	WASHER, 3/8" SAE FLAT	F05011-3	10	
15	WASHER, 3/8" SPLIT LOCK	F05011-4	4	
16	WASHER, 3/8 STAR EXTERNAL	F05011-36	4	
17	NUT, 3/8-16 HEX NYLON LOCK	F05010-10	4	
18	Screw, 3/8-16x1 1/4 HHC	F05007-2	2	
19	VALVE, 6-SECTION HDS10/6-6 (See Form # 575 FOR THE SERVICE PARTS)	015260	1	
20	Fitting, 1/4JIC-3/8 O-Ring	P26284	8	
21	FITTING, #4SAE-#6SAE 45 DEG ELBOW	015488	4	
22	Fitting, 6SAE Male-1/4NPT Female	014686	1	
23	Fitting, 1/4NPT-3/8 Barb	014685	1	
24	Clamp, 11/16 Worm	P12739	5	
25	Fitting, 1/4JIC-3/8 O-Ring	P26284	1	
26	SWITCH ASSEMBLY, HYDRAULIC LEVER	024198	1	
27	Screw, #4-40 x 3/4" Slotted Pan Head	F05004-13	2	
28	Washer, #4 Split Lock	F05011-21	2	
29	Nut, #4-40 Hex	F05010-43	2	
30	BOLT, 3/8-16x1 HHC	F05007-7	2	
31	NUT, 3/8-16 HEX NYLON LOCK	F05010-10	2	
32	Guard, Rubber Double Valve	015079	1	
33	COVER, VALVE GUARD PTD	086519-1	1	
34	#10-24X1/2 SLF TP SC	F05015-7	8	
35	NUT, #10-24 SELF-LOCKING	F05010-14	2	
36	DECAL, HYDRAULIC CONTROL SUPER 97	015364	1	
37	MANIFOLD, W/FILTER	P22683	1	
38	Filter, S28 Hydraulic	P20301	1	
39	FITTING, 1/2NPT-3/8 BARB ELBOW	P12707	2	
40	FITTING, 3/8NPT-3/8 BARB ELBOW	P12708	2	
41	FITTING, 3/8" NPT X 1/4" NPT REDUCER	015490	1	
42	FITTING, 1/4NPTX1/4JIC MALE ELBOW	P09142	1	
43	BOLT, 1/4-20X1/2 HEX HEAD	F05005-15	2	
44	WASHER, 1/4" SPLIT LOCK	F05011-14	2	
45	HOSE, 3/8" LOW PRESSURE HYDRAULIC	R01892-1	A/R	

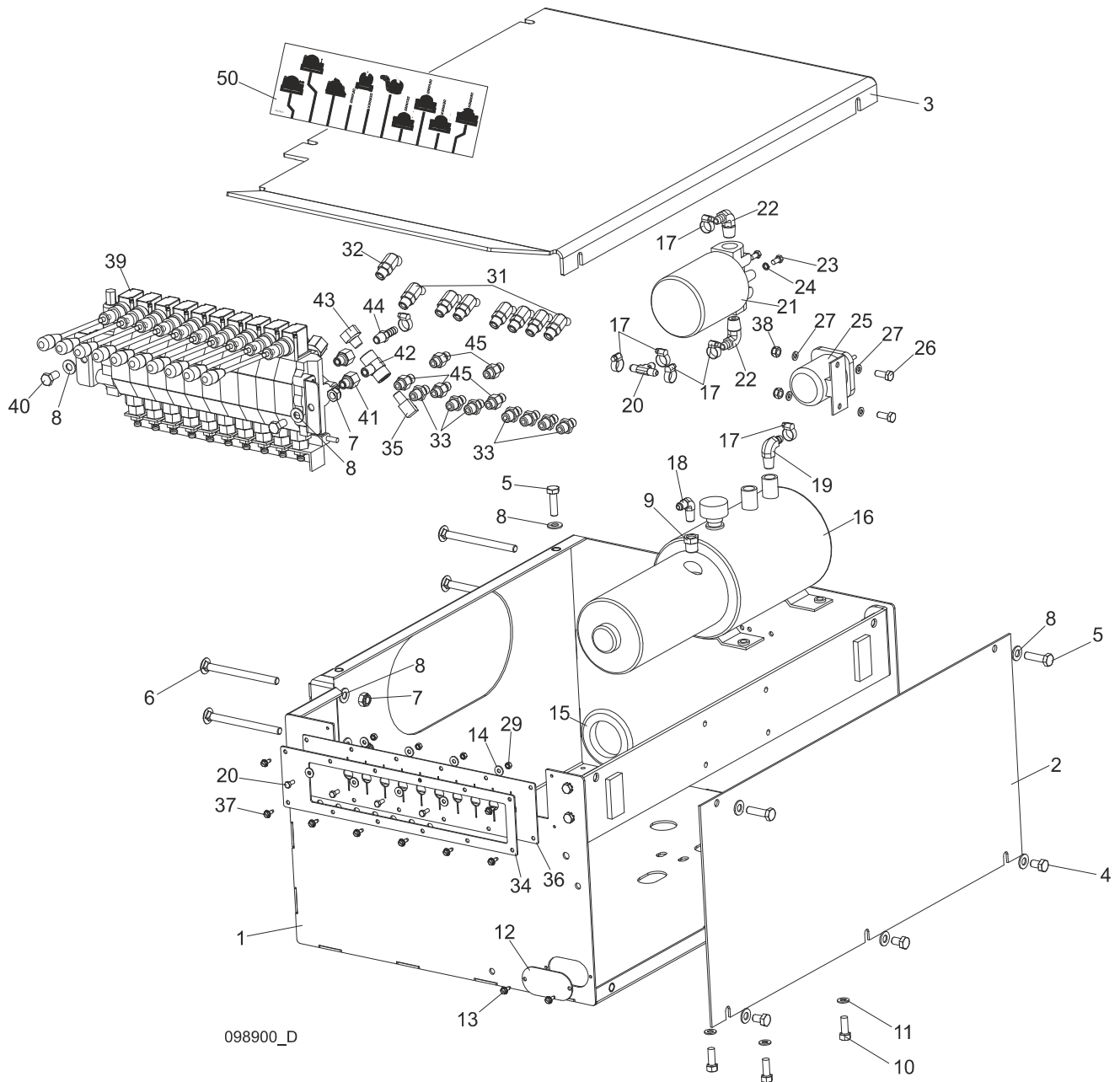


HYDRAULIC SYSTEM

Hydraulic Control Box, LT20 Series DH3

	GROUNDING ASSEMBLY, HYDRAULIC PUMP	N/A	1	
	Bolt, 3/8-16x1/2 Hex Head Grade 5	F05004-124	1	
	Cable, 1AWG SO Welding	R01971	.39 m	
	Terminal, 5/16 1-2Ga Ring NI Loose	F05092-16	2	
	Washer, 3/8 Star External	F05011-36	2	
46	DECAL, HYDRAULIC WORKING PRESSURE	P85069	1	
47	DECAL, HYDRAULIC FLUID	P85068	1	

9.10 Hydraulic Control Box, LT20 Series DH5/7



098900_D

REF	DESCRIPTION (◆ indicates parts available in assemblies only)	PART #	QTY
	BOX, DH5/7 LT20 HYDRAULIC CONTROL	098900	1
1	BOX WELDMENT, HYDRAULIC CONTROL	091729-1	1
	BRACKET, AC HYDRAULIC BOX - COMPLETE	086518-1	1
	BOLT, M8x20-8.8-B HEX HEAD FULL THREAD ZINC	F81002-4	4
	WASHER, 8.4 EXTERIOR STAR LOCK ZINC	F81054-3	4
2	PANEL, AC HYDRAULIC BOX FRONT	086484-1	1
3	COVER, AC/DC HYDRAULIC CONTROL BOX	091734-1	1
4	BOLT, M10x16-8.8 HEX HEAD FULL THREAD ZINC	F81003-13	3
5	BOLT, M10x35-8.8 HEX HEAD FULL THREAD ZIN	F81003-17	4



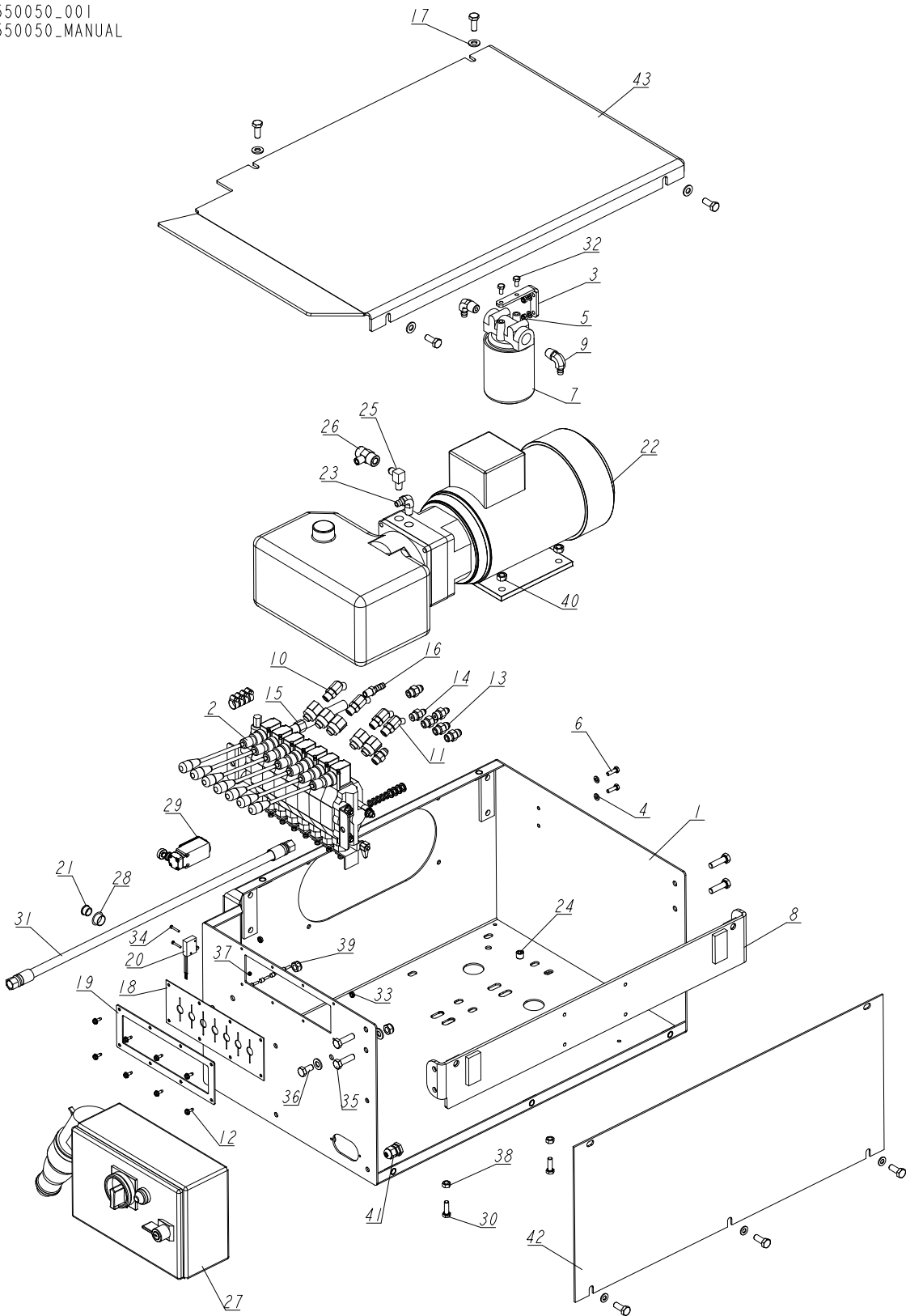
HYDRAULIC SYSTEM

Hydraulic Control Box, LT20 Series DH5/7

6	BOLT, M10X125 CARRIAGE	F81003-34	4	
7	NUT, M10-8-B HEX NYLON ZINC LOCK	F81033-1	6	
8	WASHER, 10.5 FLAT ZINC	F81055-1	13	
9	FITTING, 3/8" NPT X 1/4" NPT REDUCER	015490	1	
10	Bolt, 3/8-16x1 HHC	F05007-7	4	
11	WASHER, 8.4 FLAT ZINC	F81054-1	4	
12	CAP, HYDRAULIC CONTROL BOX	091733-1	1	
13	#10-24X1/2 SLF TP SC	F05015-7	2	
14	WASHER, 5.5 SPECIAL FLAT ZINC	F81052-3	8	
15	GROMMET, 55MM DIA. RUBBER	085614	1	
16	PUMP ASSY, W/MOTOR HYDRAULIC	P12701	1	
17	CLAMP, 11/16 WORM	P12739	5	
18	Fitting, 1/4NPTx1/4JIC Male Elbow	P09142	1	
19	Fitting, 3/8NPT-3/8 Barb Elbow	P12708	1	
20	BOLT, M5x12-5.8 HEX HEAD FULL THREAD ZINC	F81000-5	4	
21	Manifold, W/Filter	P22683	1	
22	Fitting, 1/2NPT-3/8 Barb Elbow	P12707	2	
23	BOLT, 1/4-20X1/2 HEX HEAD	F05005-15	2	
24	WASHER, Z 6.1 SPLIT LOCK ZINC	F81053-3	2	
25	SOLENOID, 200A 12V SPST HYDRAULIC PUMP	015470	1	
26	BOLT, M6X20 8.8 HEX HEAD FULL THREAD ZIN	F81001-2	2	
27	WASHER, 6.4 FLAT ZINC	F81053-1	4	
28	NUT, M8-8-B HEX NYLON ZINC LOCK	F81032-2	2	
29	NUT, M5-8 HEX ZINC	F81030-1	4	
30	VALVE, MTKA.VB OIL FLOW CONTROL	093794	1	
31	FITTING, #4SAE-#6SAE 45 DEG ELBOW	015488	7	
32	FITTING, #6SAE 45 DEG ELBOW	015489	1	
33	FITTING, 1/4JIC-3/8 O-RING	P26284	7	
34	PLATE, 10-SECTION VALVE	091826-1	1	
35	FITTING, 3/8JIC-1/4NPT 90L	015491	2	
36	GUARD, 10-SECTION RUBBER HYDRAULIC VALVE	091739	1	
37	#10-24X1/2 SLF TP SC	F05015-7	8	
38	NUT, M6-8-B NYLON HEX ZINC LOCK	F81031-2	2	
39	VALVE, HDS11/10-6 10-SECTION	091344	1	
40	BOLT, M10x20-5.8 HEX HEAD FULL THREAD ZINC	F81003-1	2	
41	Fitting, 6SAE Male-1/4NPT Female	014686	2	
42	FITTING, 1/4NPT MALE RUN TEE	015486	1	
43	PLUG, 1/4-18 NPT BLANK	096221	1	
44	FITTING, 1/4NPT-3/8 BARB	014685	1	
45	Fitting, 3/8 O-Ring-3/8JIC	014687	5	
46	FITTING, #4SAE-#6SAE 45 DEG ELBOW	015488	7	
47	FITTING, #6SAE 45 DEG ELBOW	015489	1	
48	FITTING, 1/4JIC-3/8 O-RING	P26284	7	
49	PLATE, 10-SECTION VALVE	091826-1	1	
50	DECAL, AH5 HYDRAULIC CONTROL - ENGLISH	094795	1	
	DECAL, AH7 HYDRAULIC CONTROL	094970	1	

9.11 Hydraulic Box, AH3 LT20AC (7-Section)

550050_001
 550050_MANUAL





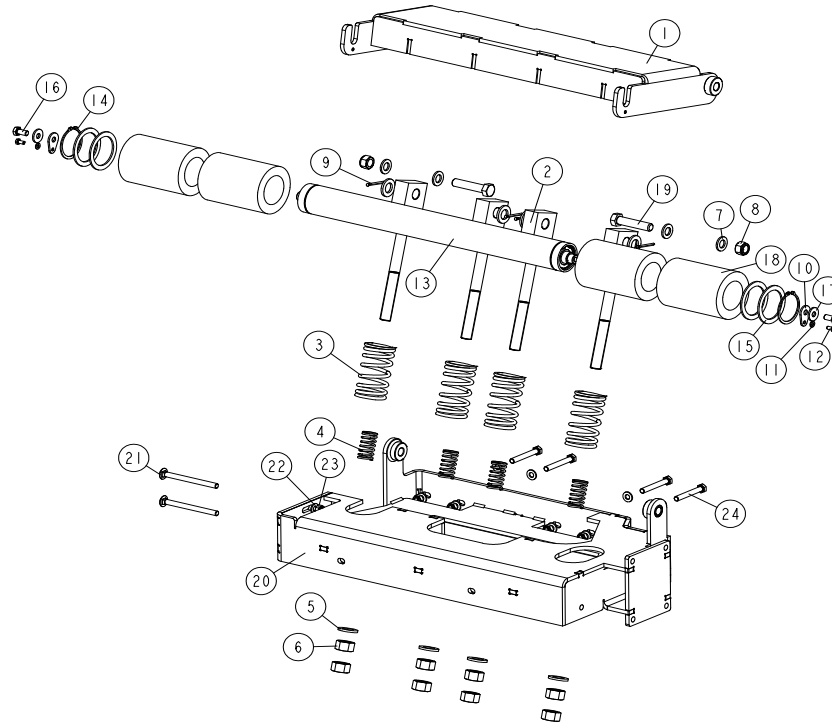
HYDRAULIC SYSTEM

Hydraulic Box, AH3 LT20AC (7-Section)

REF	DESCRIPTION (◆ indicates parts available in assemblies only)	PART #	QTY
-	BOX, AH3 LT20 HYDRAULIC - COMPLETE	550050	1
1	BOX WELDMENT, LT20 AC HYDRAULIC	550051-1	1
2	VALVE, 7-SECTION AC HYDRAULIC	510560	1
3	BRACKET, OIL FILTER	550029-1	1
4	WASHER, 6.4 FLAT ZINC	F81053-1	6
5	NUT, M6-8-B NYLON HEX ZINC LOCK	F81031-2	2
6	bolt, M6X20 8.8 hex head full thread zinc	F81001-2	2
7	Manifold, W/Filter	P22683	1
8	BRACKET, AC HYDRAULIC BOX - COMPLETE	086518-1	1
9	Fitting, 1/2NPT-3/8 Barb Elbow	P12707	2
10	FITTING, #6SAE 45 DEG ELBOW	015489	1
11	FITTING, #4SAE-#6SAE 45 DEG ELBOW	015488	3
12	#10-24X1/2 SLF TP SC	F05015-7	8
13	Fitting, 3/8 O-Ring-3/8JIC	014687	6
14	Fitting, 1/4JIC-3/8 O-Ring	P26284	3
15	Fitting, 6SAE Male-1/4NPT Female	014686	2
16	Fitting, 1/4NPT-3/8 Barb	014685	1
17	washer, 10.5 Flat zinc	F81055-1	15
18	GUARD, 7-SECTION HYD. VALVE RUBBER	510566	1
19	PLATE, RUBBER GUARD MOUNTING	510567-1	1
20	Switch, 2A 125V R-Lever NO/NC/Com	014765	1
21	GROMMET, 15,9 UB625 RUBBER	086816	1
22	PUMP, AC-4KW (Q=14,5L/MIN) HYDRAULIC W/M	500958	1
23	Fitting, 3/8NPT-3/8 Barb Elbow	P12708	1
24	plug, 1/4-18 NPT blank	096221	1
25	Fitting, 3/8JIC-1/4NPT 90L	015491	1
26	FITTING, 1/4NPT MALE RUN TEE	015486	1
27	BOX, LT20 STARTER	553523	1
28	CAP, SR1086 22.2 HOLE	093544	2
29	SWITCH, FA138 Z11LIMIT	100931	1
30	bolt, M8x25-8.8-B hex head full thread zinc	F81002-5	4
31	hose, 2T3/8x0.254 W9/16UNF-Wp/16UNF hydraulic	087774	1
32	BOLT, 1/4-20X1/2 HEX HEAD	F05005-15	2
33	NUT, #10-24 SELF-LOCKING	F05010-14	2
34	SCREW, M3X20-5.8-A SLOTTED CHEESE HEAD ZINC	F81000-8	2
35	BOLT,M10X35-8.8 HEX HEAD FULL THREAD ZIN	F81003-17	4
36	BOLT, ISO 4017-M10x20-8.8-A2E HEX HEAD	F81003-53	2
37	NUT, M3-6 HEX NYLON ZINC LOCK	F81028-2	2
38	NUT, M8-8-B HEX ZINC	F81032-1	2
39	NUT, M10-8-B HEX NYLON ZINC LOCK	F81033-1	2
40	NUT, M10-8-B-HEX ZINC	F81033-3	4
41	GLAND, DP9/H CABLE	F81096-2	1
42	PANEL, AC HYDRAULIC BOX FRONT	086484-1	1
43	COVER, AC HYDRAULIC BOX TOP	545693-1	1

9.12 Shock Absorber Assembly - Option for Sawmills Equipped with Hydraulics

550191_001
550191_MANUAL



REF	DESCRIPTION (◆ indicates parts available in assemblies only)	PART #	QTY
-	SHOCK ABSORBER, SHORT	550191	1
-	short ROLLER, SHOck absorber	550192	1
1	roller PLATE, shock absorber	550189-1	1
2	ROD WELDMENT, BUMPER SPRING	510818-1	4
3	SPRING, 110X46X6.5 CUSHION	510815	4
4	SPRING, 60X23X3	088992	4
5	WASHER, 21 FLAT ZINC	F81059-2	8
6	NAKRETKA M20-8- FE/ZN5 PN-86/M-82144	F81037-1	8
7	WASHER, 17 FLAT ZINC	F81058-1	4
8	NUT, M16-8 HEX NYLON ZINC LOCK	F81036-2	2
9	PIN, 4X30 COTTER ZINC-PLATED	F81043-22	4
10	WASHER, WM4000 ROLLER MOUNTING	510874-1	2
11	WASHER, 6.4 FLAT ZINC	F81053-1	2
12	BOLT, M6X12-8.8 HEX HEAD FULL THREAD ZINC	F81001-7	2
-	ROLLER W/RUBBER BUSHING	527048	1
13	ROLLER, FRAME M/S	527044-1	1
14	RING, Z60 OUTSIDE RETAINING	F81090-62	2
15	RING, 61/80X3 SPACER	515895	4
16	BOLT, M10X20-5.8 HEX HEAD FULL THREAD ZINC	F81003-1	2
17	WASHER, 10.5 SPECIAL FLAT ZINC	F81055-6	2

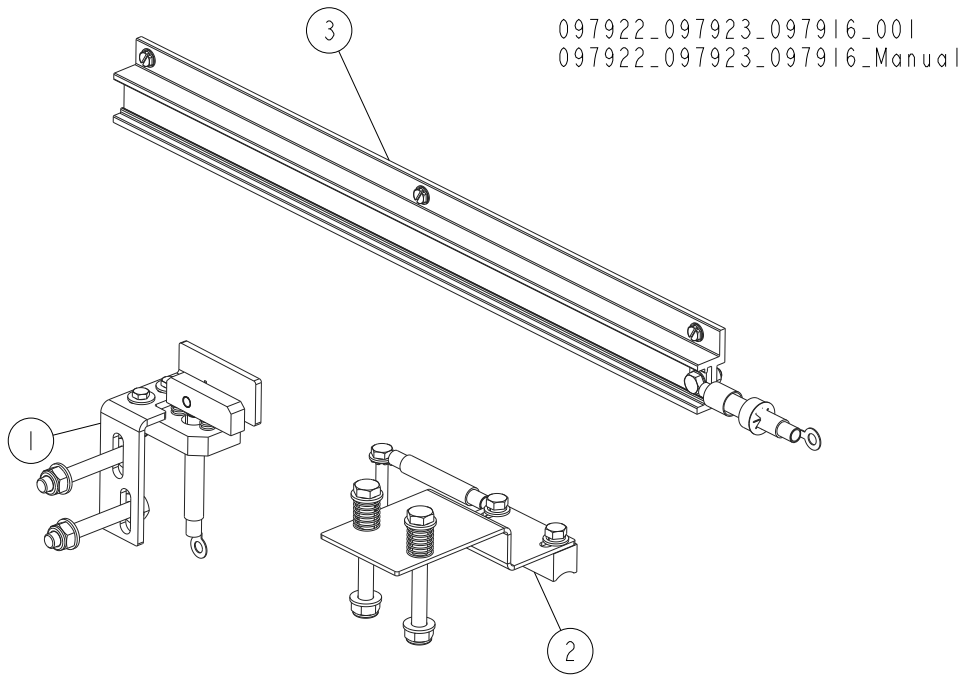


HYDRAULIC SYSTEM

Shock Absorber Assembly - Option for Sawmills Equipped with Hydraulics

REF	DESCRIPTION (◆ indicates parts available in assemblies only)	PART #	QTY	
18	ROLLER, RUBBER	517493	4	
19	BOLT, M1 6X75-8.B-B HEX HEAD FULL THREAD	F81006-10	2	
20	FRAME, SHORT TABLE	550187-1	1	
21	BOLT, M10X125 CARRIAGE	F81003-34	2	
22	WASHER, 10.5 FLAT ZINC	F81055-1	10	
23	NUT, M10-8-B HEX NYLON ZINC LOCK	F81033-1	6	
24	BOLT, M10X75-8.8 HEX HEAD ZINC	F81003-15	4	

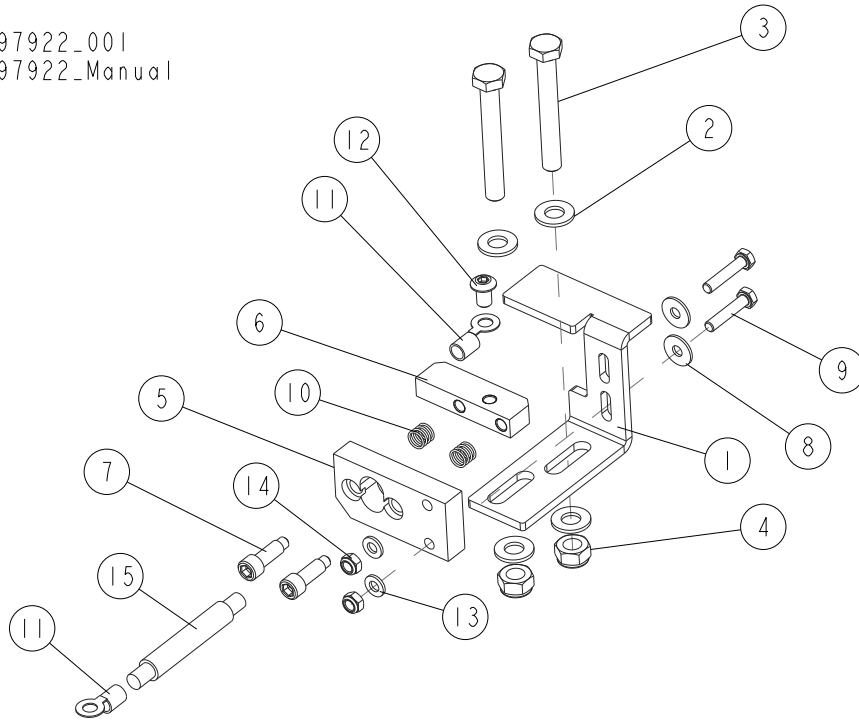
9.13 Hydraulic Power Supply Strip, DC



REF	DESCRIPTION (◆ indicates parts available in assemblies only)	PART #	QTY	
1	CONTACT ASSEMBLY, LT20 HYDRAULIC POWER S See Section 9.14	097922	1	
2	CONTACT ASSEMBLY, LT20 HYDRAULIC POWER S See Section 9.15	097923	1	
3	STRIP ASSEMBLY, LT20 HYDRAULIC POWER SUP See Section 9.17	097916	1	

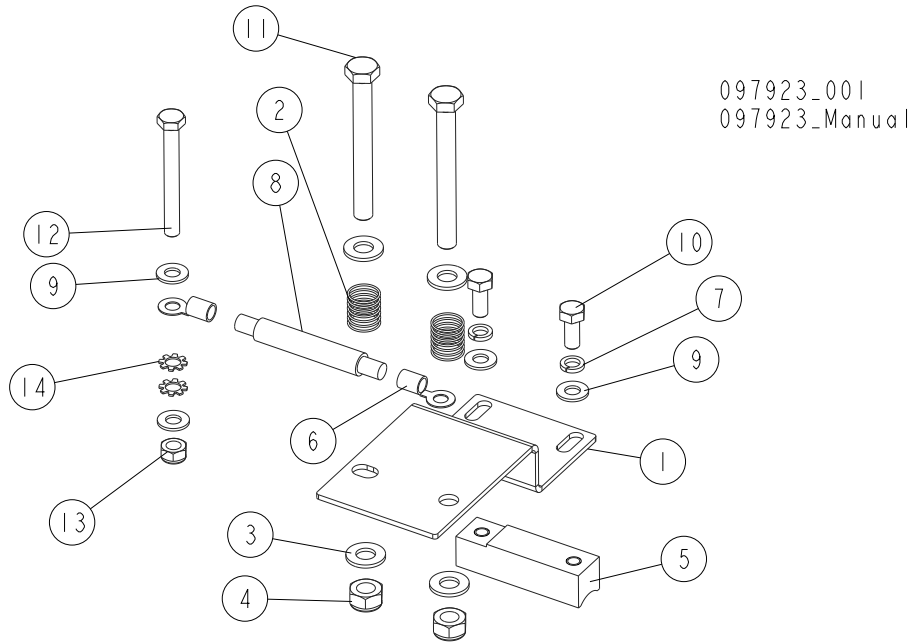
9.14 Positive Contact Assembly

097922_001
097922_Manual



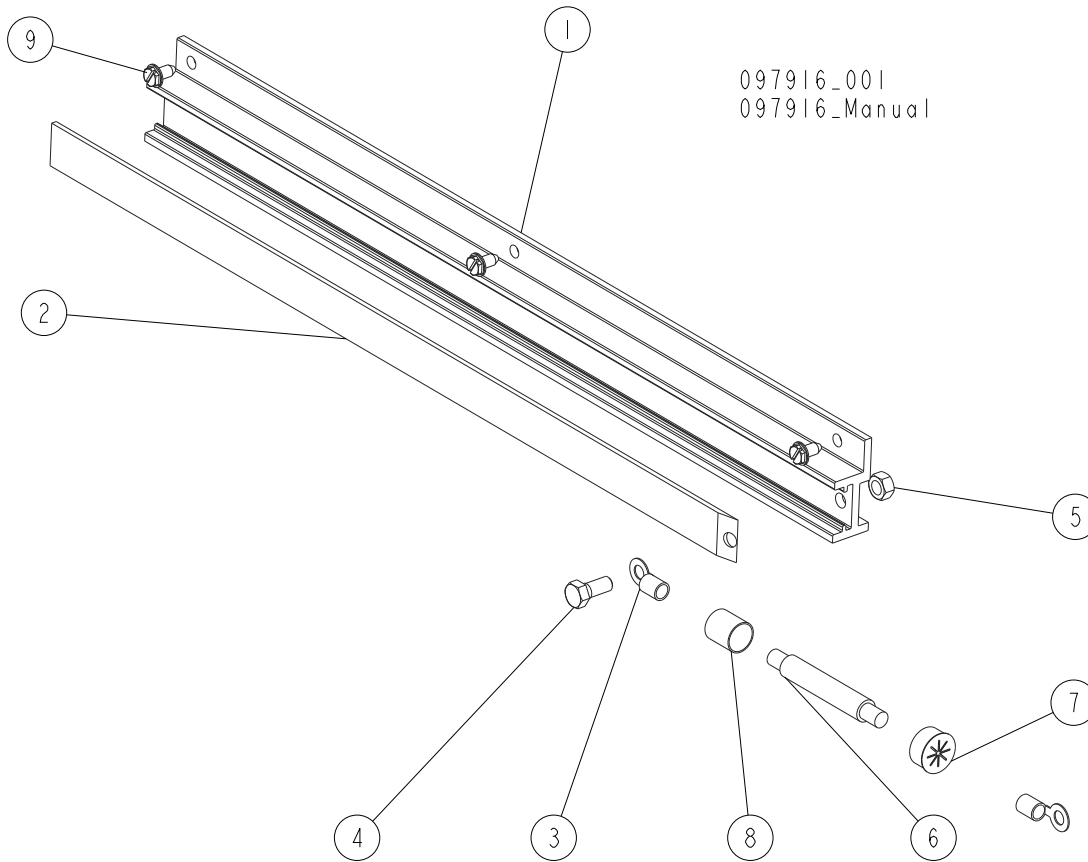
REF	DESCRIPTION (◆ indicates parts available in assemblies only)	PART #	QTY	
	CONTACT ASSEMBLY, LT20 HYDRAULIC POWER SUPPLY (POSITIVE)	097922	1	
1	BRACKET, POSITIVE CONTACT MOUNTING	097911-1	1	
2	WASHER, 10.5 FLAT ZINC	F81055-1	4	
3	BOLT, M10X75-8.8 HEX HEAD ZINC	F81003-15	2	
4	NUT, M10-8-B HEX NYLON ZINC LOCK	F81033-1	2	
5	Plate, 1/2 Nylon Insulator Contact	S10072	1	
6	Button, Hot Contact 1997	015253	1	
7	Bolt, 5/16x3/4 Shoulder 1/4-20 Thread	F05006-44	2	
8	WASHER, 6.5 SPECIAL FLAT ZINC	F81053-11	2	
9	bolt, M6x30-8.8 hex head full thread zinc	F81001-8	2	
10	Spring, .42x.59x.042 Compression	P10077	2	
11	TERMINAL, K050/8 RING	F81067-2	2	
12	Bolt, 5/16-18x1/2 Socket Button Head	F05006-20	1	
13	WASHER, 6.4 FLAT ZINC	F81053-1	2	
14	NUT, M6-8-B NYLON HEX ZINC LOCK	F81031-2	2	
15	cablE, H07V-K BK 1x50	R80591-1	0.70m	◆

9.15 Ground Contact Assembly



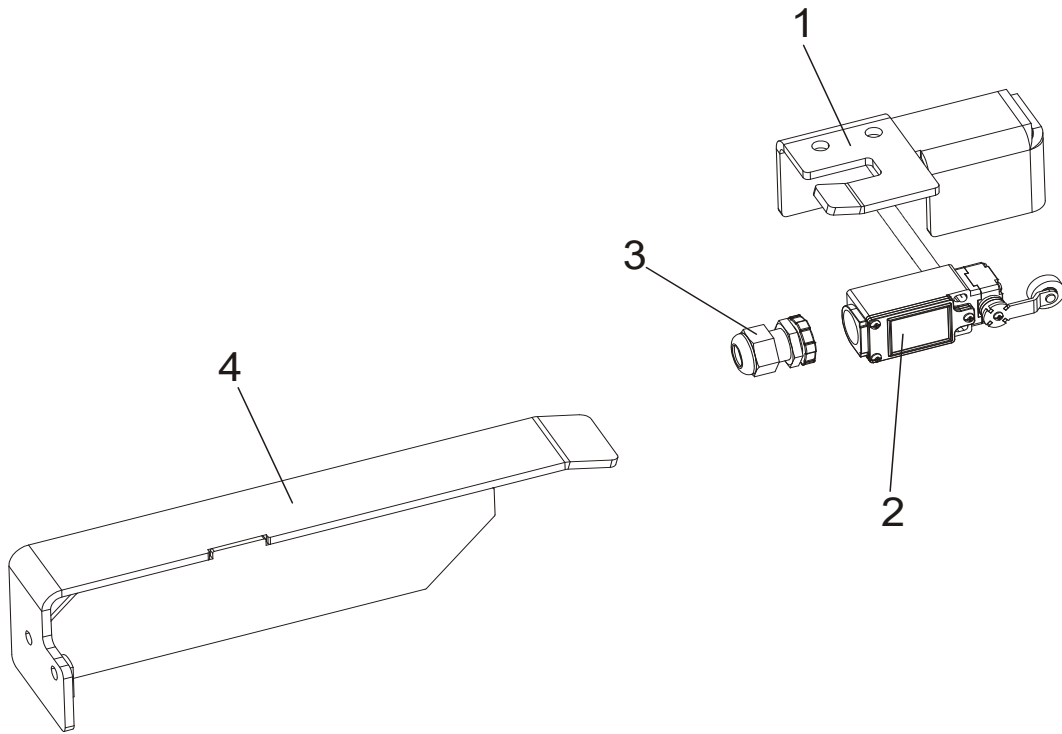
REF	DESCRIPTION (◆ indicates parts available in assemblies only)	PART #	QTY	
	CONTACT ASSEMBLY, LT20 HYDRAULIC POWER SUPPLY (GROUND)	097923	1	
1	BRACKET, GROUND CONTACT MOUNTING	097912-1	1	
2	Spring, .715x1.53x.068Dia SS Compression	P04282	2	
3	WASHER, 10.5 FLAT ZINC	F81055-1	4	
4	NUT, M10-8-B HEX NYLON ZINC LOCK	F81033-1	2	
5	Block, Exten. Hyd. Ground Contact	015264	1	
6	TERMINAL, K050/8 RING	F81067-2	2	
7	WASHER 8,2 FE/ZN9	F81054-4	2	
8	cabLe, H07V-K BK 1x50	R80591-1	0.76m	◆
9	WASHER, 8.4 FLAT ZINC	F81054-1	4	
10	Bolt, 5/16-18x3/4 HEX HEAD GrADE 5 Zinc	F05006-102	2	
11	BOLT, M10x90-8.8-B HEX HEAD ZINC	F81003-66	2	
12	BOLT, M8x70-8.8 HEX HEAD ZINC	F81002-71	1	
13	NUT, M8-8-B HEX NYLON ZINC LOCK	F81032-2	1	
14	WASHER, 8.4 EXTERIOR STAR LOCK ZINC	F81054-3	2	

9.16 Hydraulic Power Supply Strip



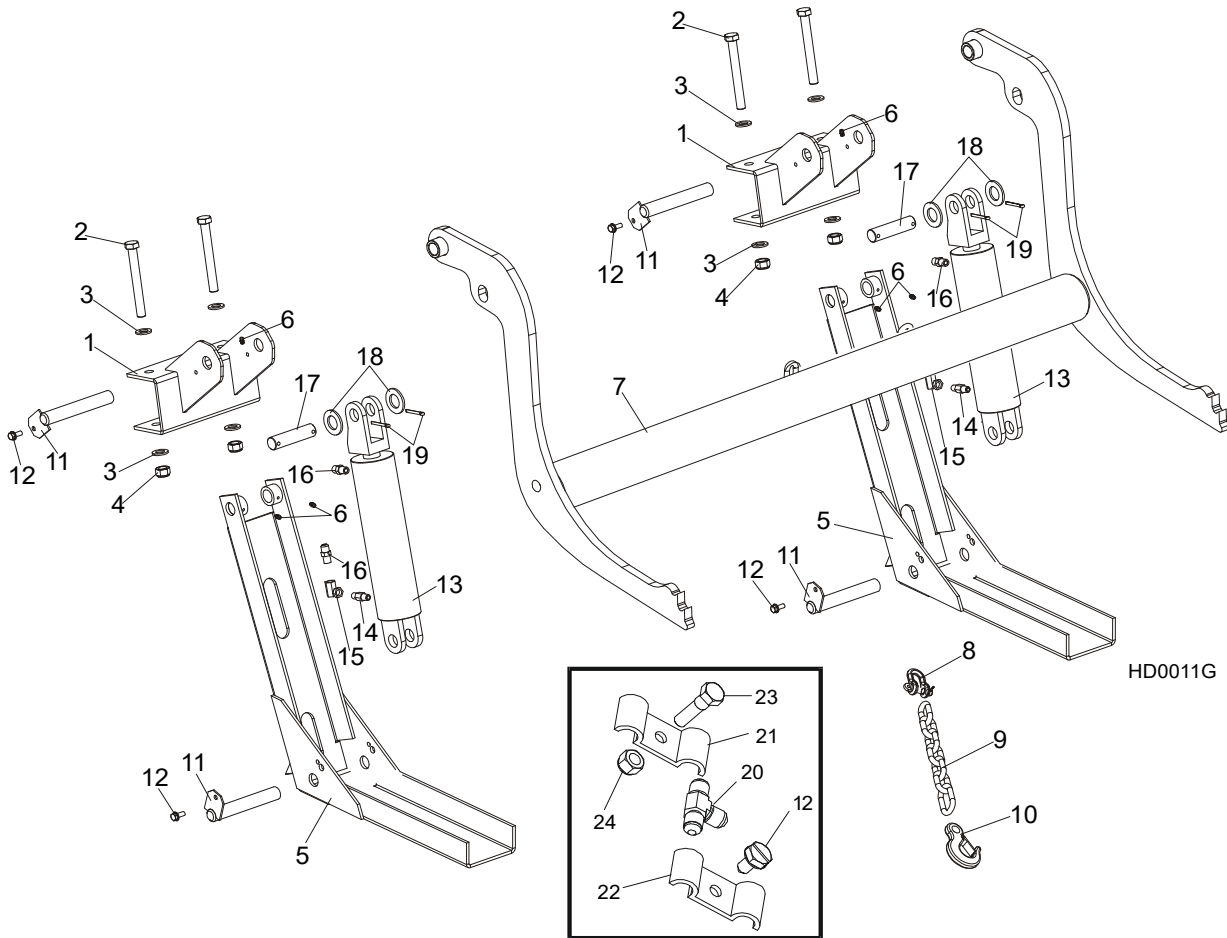
REF	DESCRIPTION (◆ indicates parts available in assemblies only)	PART #	QTY	
	STRIP ASSEMBLY, LT20 HYDRAULIC POWER SUPPLY	097916	1	
	CONTACT STRIP ASSEMBLY, LT20	500355	1	
1	HOUSING, LT20/DH CONTACT STRIP	097915	1	
2	STRIP, 1/8X1X22-5/32 COPPER CONTACT	097914	1	
3	TERMINAL, K050/8 RING	F81067-2	2	
4	Screw, 5/16-18x3/4 Black Nylon HHC	F05006-45	1	
5	Nut, 5/16-18 Black Nylon Hex	F05010-86	1	
6	CABLE, H07V-K BK 1x50	R80591-1	1.90m	◆
7	GROMMET, HEYCO WIRE	P04137	1	
8	TUBING, RC19/9.5 HEAT SHRINK BLACK	R80600-3	0.14m	◆
9	SCREW, 1/4-20 X 1/2" SELF-TAPPING	F05015-1	3	

9.17 Hydraulic System Switch (AC)



REF	DESCRIPTION (◆ indicates parts available in assemblies only)	PART #	QTY
1	BRACKET, LOADING POSITION LIMIT SWITCH	092723-1	1
2	SWITCH, FA138 Z11LIMIT	100931	1
3	GLAND, ST PG 13.5 GREY CABLE	086524	1
4	PLATE, LIMIT SWITCH ACTIVATOR	092738-1	1

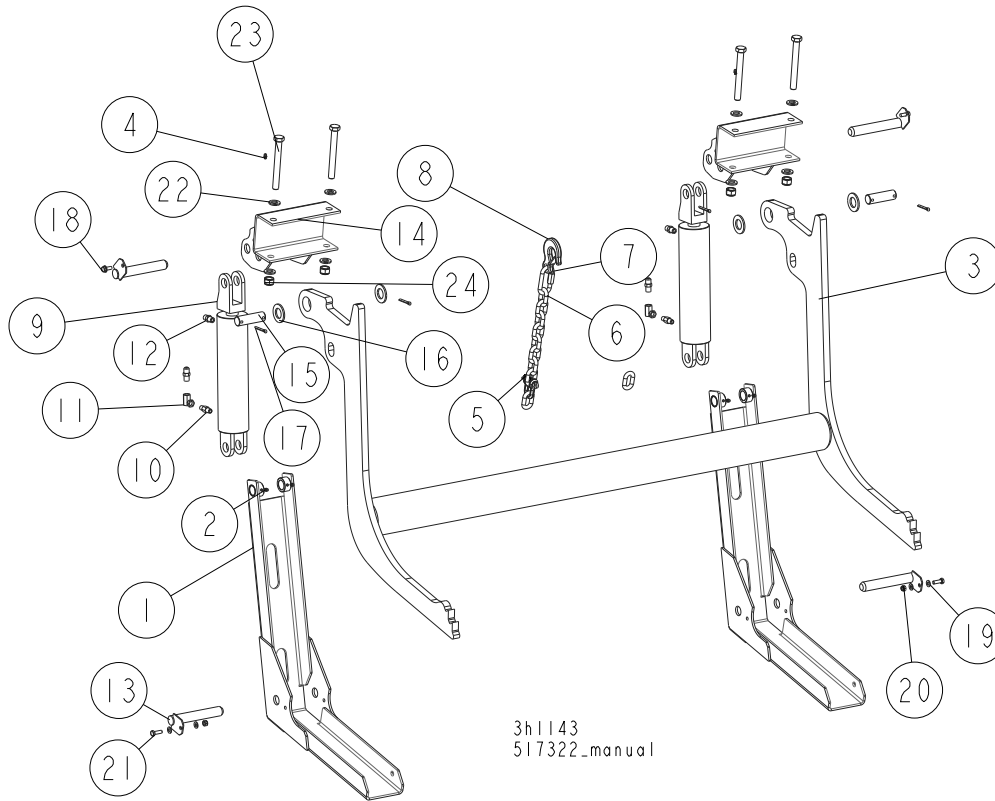
9.18 Hydraulic Log Loader



REF	DESCRIPTION (◆ indicates parts available in assemblies only)	PART #	QTY
	LOADER KIT, HYDRAULIC LOG, S/M FRAME	092863	1
1	BRACKET, LOG LOADER, FRAME S/M/SUPER	500747-70	1
2	Bolt, M16x140-8.8 Hex Head Zinc	F81006-4	4
3	Washer, 17 Flat Zinc	F81058-1	8
4	Nut, M16-8 Hex Nylon Zinc Lock	F81036-2	4
	COMPLETE LOG LOADER FOOT, 9.5 M FRAME	090049	2
5	FOOT WELDMENT, LOG LOADER (9.5 M FRAME)	090048-1	2
6	Fitting, 3/16x3/16 Straight Grease	P04107	6
	Arm, Hydraulic Log Loading Complete	090044	1
7	LOG LOADER WELDMENT, 9.5 M FRAME	090006-1	1
8	Shackle, M-D .63	086540	1
9	Chain, Hydraulic Log Loader Safety	090007-1	1
10	HOOK, 5/8 SAFTEY CHAIN	P12075	1
11	PIN WELDMENT, LOADER	099127-1	4
12	BOLT, 5/16-18 X 3/4 SELF-TAPPING	F05015-30	4
13	Cylinder Assy, Log Loading Super	015562	2
14	Fitting, 1/4NPT Velocity Fuse 5.0GPM	015750	2
15	Fitting, 1/4NPT-1/4JIC Swivel Elbow	P12199	2

16	Fitting, 3/8JIC-1/4NPT Straight	015560	4	
17	Pin, Hydraulic Cylinder Zinc-Plated	086979-1	2	
18	Washer, 28 Flat Zinc	F81061-1	4	
19	PIN, S-ZN 5X40 COTTER	F81043-31	2	
20	FITTING, 3/8JIC TEE	015487	1	
21	Plate, 1/4 Hose Clamp	S09245	6	
22	Clamp, 3/8 Hose	016041	2	
23	Bolt, 5/16-18x1 Hex Head Zinc Grade 2	F05006-1	1	
24	NUT, 5/16-18 NYLON ZINC LOCK	F05010-58	1	

9.19 Hydraulic Log Loader for S, M, and M Super Frames w/2.5 t. and 2.6 t Trailers

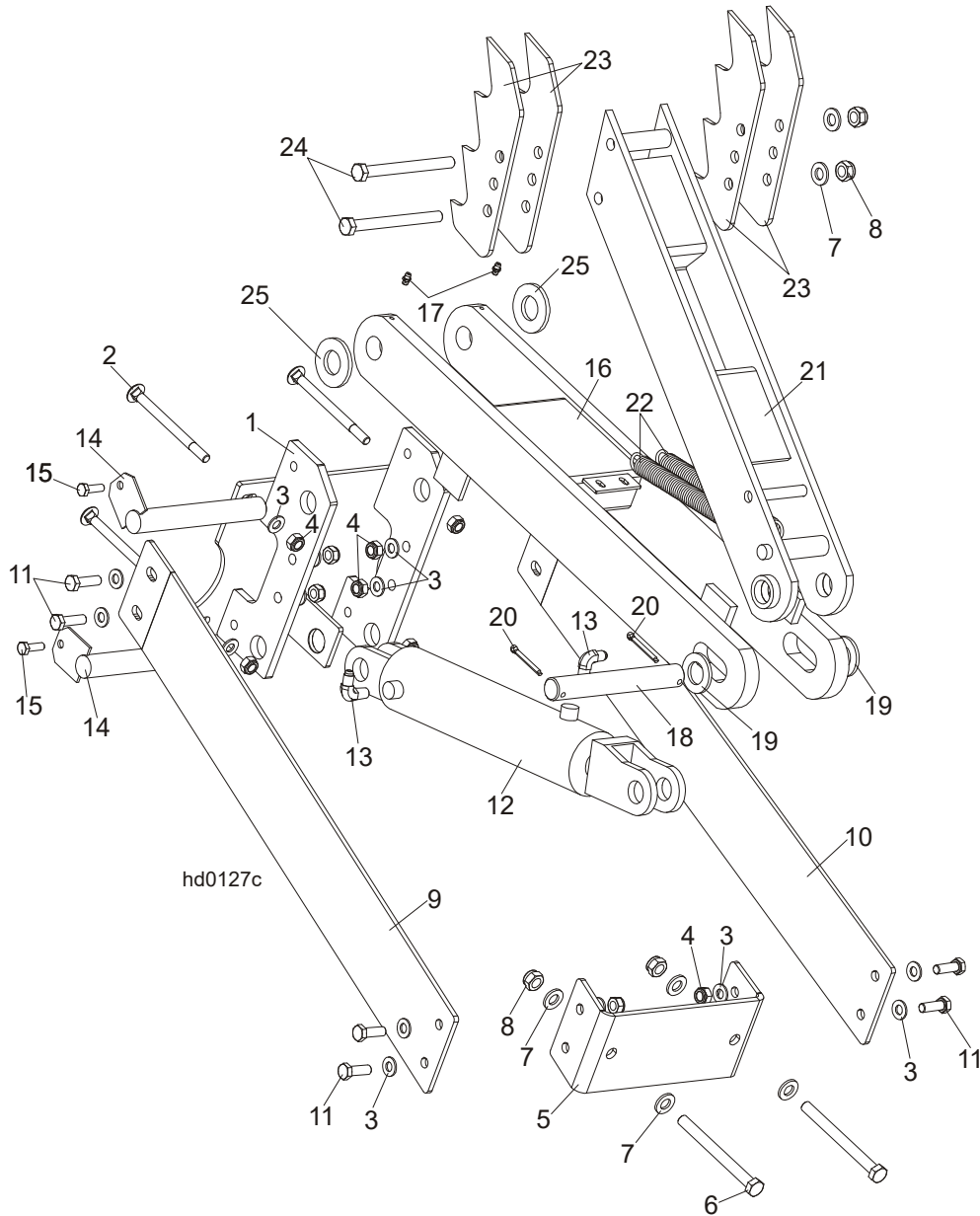


REF	DESCRIPTION (◆ indicates parts available in assemblies only)	PART #	QTY
	LOG LOADER, "M" 'S" SUPER FRAME, EXTENDE	517322	1
	LOG LOADER, EXTENDED, COMPLETE	517326	2
1	LOG LOADER, EXTENDED	517323-1	1
2	Fitting, 3/16x3/16 Straight Grease	P04107	2
	LOG LOADER, EXTENDED, COMPLETE	517327	1
3	LOG LOADER, EXTENDED	517329-1	1
4	Fitting, 3/16x3/16 Straight Grease	P04107	2
5	SHACKLE, M-D .63	086540	1
	CHAIN, TRANSPORT, EXTENDED LOG LOADER, C	517332	1
6	CHAIN, LINKS N-10X35 - 8 LINKS	517333-1	1
7	CARABINER 10	100767	1
8	HOOK, 5/8 SAFTEY CHAIN	P12075	1
	Cylinder Assy, Log Loading Super	015562	2
9	CYLINDER, CJ-S95-16-70/32/203 hydraulic	088680	1
	GASKET, WM 70/32H178AU(088589)(088680)	589503-S	1

REF	DESCRIPTION (◆ indicates parts available in assemblies only)	PART #	QTY	
10	Fitting, 1/4NPT Velocity Fuse 5.0GPM	015750	1	
11	Fitting, 1/4NPT-1/4JIC Swivel Elbow	P12199	1	
12	Fitting, 3/8JIC-1/4NPT Straight	015560	2	
13	PIN WELDMENT, LOADER	099127-1	4	
14	BRACKET, LOG LOADER ("M" SUPER FRAME)	500747-1	2	
15	PIN, HYDRAULIC CYLINDER ZINC-PLATED	086979-1	2	
16	WASHER, 28 FLAT ZINC	F81061-1	4	
17	PIN, S-Zn 5x40 COTTER	F81043-31	4	
18	BOLT, 5/16-18 x 3/4 SELF-TAPPING	F05015-30	2	
19	WASHER, 8.4 FLAT ZINC	F81054-1	4	
20	NUT, M8-8-B HEX NYLON ZINC LOCK	F81032-2	2	
21	BOLT, M8x25-8.8-B HEX HEAD FULL THREAD ZINC	F81002-5	2	
22	WASHER, 17 FLAT ZINC	F81058-1	8	
23	BOLT, M16x140-8.8 HEX HEAD ZINC	F81006-4	4	
24	NUT, M16-8 HEX NYLON ZINC LOCK	F81036-2	4	



9.20 Hydraulic Log Turner



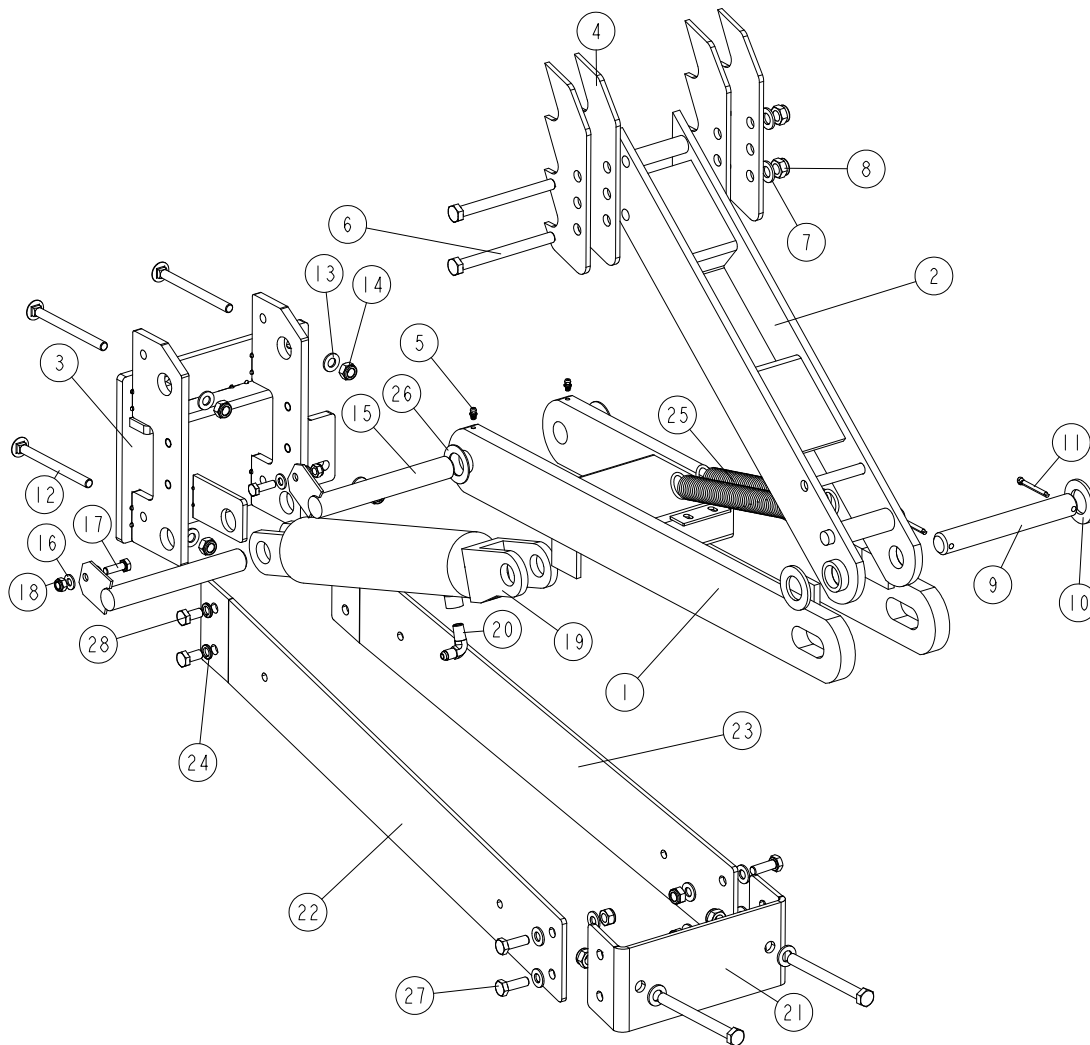
REF	DESCRIPTION (u indicates parts available in assemblies only)	PART #	QTY
	HYDRAULIC LOG TURNER, 9.5 M - COMPLETE	088073	1
	HYDRAULIC LOG TURNER, HYDRAULIC STANDARD	088073-HP	1
1	BRACKET, HYDRAULIC LOG TURNER	088710-1	1
2	BOLT, M10X120 8.8 CARRIAGE ZINC	F81003-33	4
3	WASHER, 10.5 FLAT ZINC	F81055-1	20
4	NUT, M10-8-B HEX NYLON ZINC LOCK	F81033-1	12
5	BRACKET, HYDRAULIC LOG TURNER FRONT	091046-1	1
6	BOLT, M12X130-8.8-HEX HEAD ZINC	F81004-36	2
7	WASHER, 13 FLAT ZINC	F81056-1	6

8	NUT, M12 8 HEX NYLON ZINC LOCK	F81034-2	4	
9	PLATE, SHORT LOG TURNER LEFT BRACE	094364-1	1	
10	PLATE, SHORT LOG TURNER RIGHT BRACE	094365-1	1	
11	BOLT, M10X30-5.8 HEX HEAD FULL THREAD ZI	F81003-2	8	
	CYLINDER, LOG TURNER HYDRAULIC	015563 ¹	1	
12	CYLINDER, CJ-S305-16-63/28/203 HYDRAULIC	088679	1	
13	FITTING, 1/4NPTX1/4JIC MALE ELBOW	P09142	2	
14	PIN, LOG TURNER MOUNT	088667-1	2	
15	BOLT, M8X25-8.8-B HEX HEAD FULL THREAD Z	F81002-5	2	
16	ARM, HYDRAULIC LOG TURNER LINK	088060-1	1	
17	FITTING, M6 GREASE	086280	2	
18	PIN, 25 X 185	088664	1	
19	WASHER, 25 FLAT ZINC	F81061-3	2	
20	PIN, S-ZN 5X40 COTTER	F81043-31	2	
21	ARM, HYDRAULIC LOG TURNER PAINTED	088067-1	1	
22	SPRING, 1 1/16X8X.135 DIA.	015718	2	
23	CLAW, HYDRAULIC LOG TURNER	088082-1	4	
24	BOLT, M12X130-8.8-HEX HEAD ZINC	F81004-36	2	
25	WASHER, GTM-2644-015	093359	2	

¹ For 088073-HP Cylinder Assembly - 555239

9.21 Hydraulic Log Turner

088711_001
088711_MANUAL

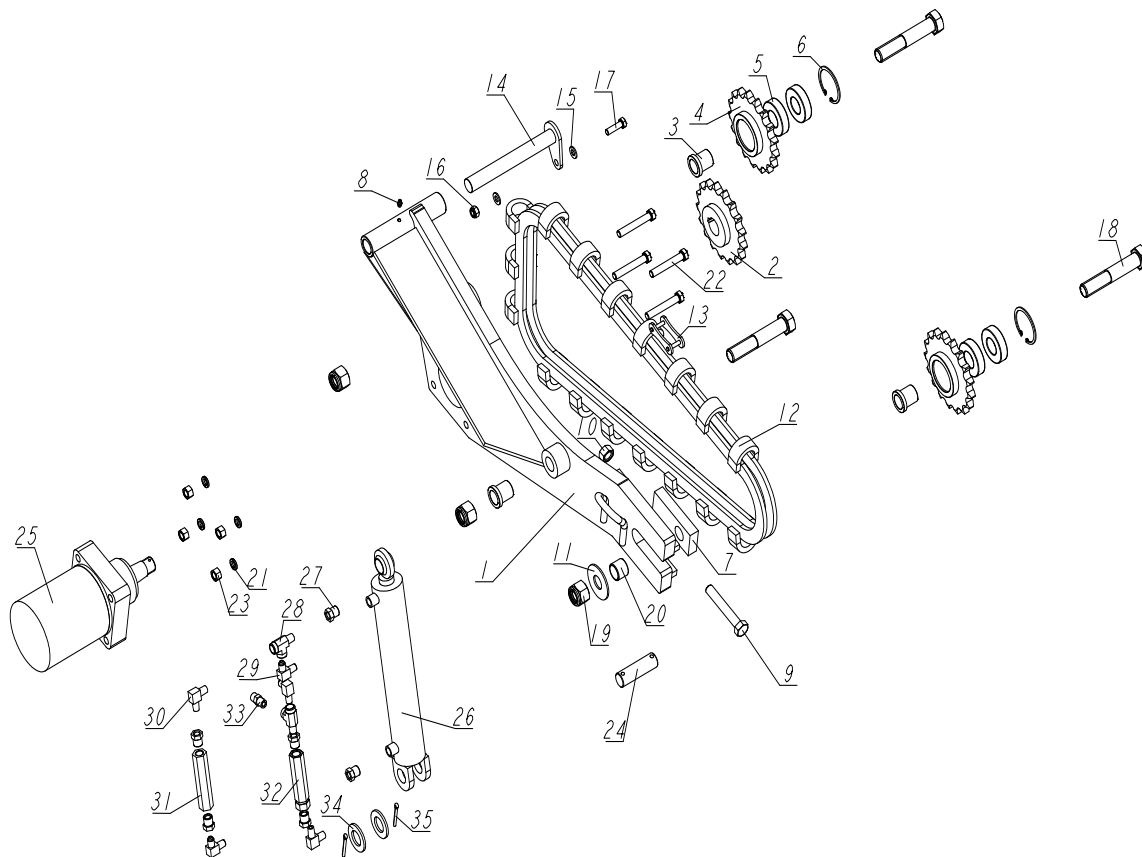


REF	DESCRIPTION (◆ indicates parts available in assemblies only)	PART #	QTY
-	hydraulic log turner option (s/m type frame)	088711	1
1	Arm, Hydraulic Log Turner Link	088060-1	1
2	Arm, Hydraulic Log Turner Painted	088067-1	1
3	Bracket, Hydraulic Log Turner (s/m type frame)	528364-1	1
4	Claw, Hydraulic Log Turner	088082-1	4
5	FITTING, 3/16X3/16 STRAIGHT GREASE	P04107	2
6	BOLT, M12X130-8.8-HEX HEAD ZINC	F81004-36	4
7	Washer, 13 Flat Zinc	F81056-1	6
8	NUT, M12-8 HEX NYLON ZINC LOCK	F81034-2	4

REF	DESCRIPTION (◆ indicates parts available in assemblies only)	PART #	QTY
9	Pin, 25 X 180	088664-1	1
10	WASHER, 28 FLAT ZINC	F81061-1	2
11	PIN, S-ZN 5X40 COTTER	F81043-31	2
12	BOLT, M10X125 CARRIAGE	F81003-34	4
13	WASHER, 10.5 FLAT ZINC	F81055-1	12
14	NUT, M10-8-B HEX NYLON ZINC LOCK	F81033-1	8
15	Pin, Log Turner Mount	088667-1	2
16	Washer, 8.4 Flat Zinc	F81054-1	4
17	BOLT, M8x25-8.8-B HEX HEAD FULL THREAD ZINC	F81002-5	2
18	NUT, M8-8-B HEX NYLON ZINC LOCK	F81032-2	2
-	Cylinder Assy, Log Turner Super	015563	1
19	Cylinder, CJ-S305-16-63/28/203 Hydraulic	088679	1
20	Fitting, 1/4NPTx1/4JIC Male Elbow	P09142	2
21	Bracket, Hydraulic Log Turner Front	091046-1	1
22	Plate, Hydraulic Log Turner Left	091048-1	1
23	Plate, Hydraulic Log Turner Right	091049-1	1
24	WASHER, Z 10.2 SPLIT LOCK ZINC	F81055-2	4
25	Spring, 1 1/16x8x.135 Dia.	015718	2
26	Washer, GTM-2644-015	093359	2
27	BOLT, DIN933-M10X30-8.8-A2E HEX HEAD	F81003-111	4
28	BOLT, ISO 4017-M10X20-8.8-A2E HEX HEAD	F81003-53	4

9.22 Chain Log Turner

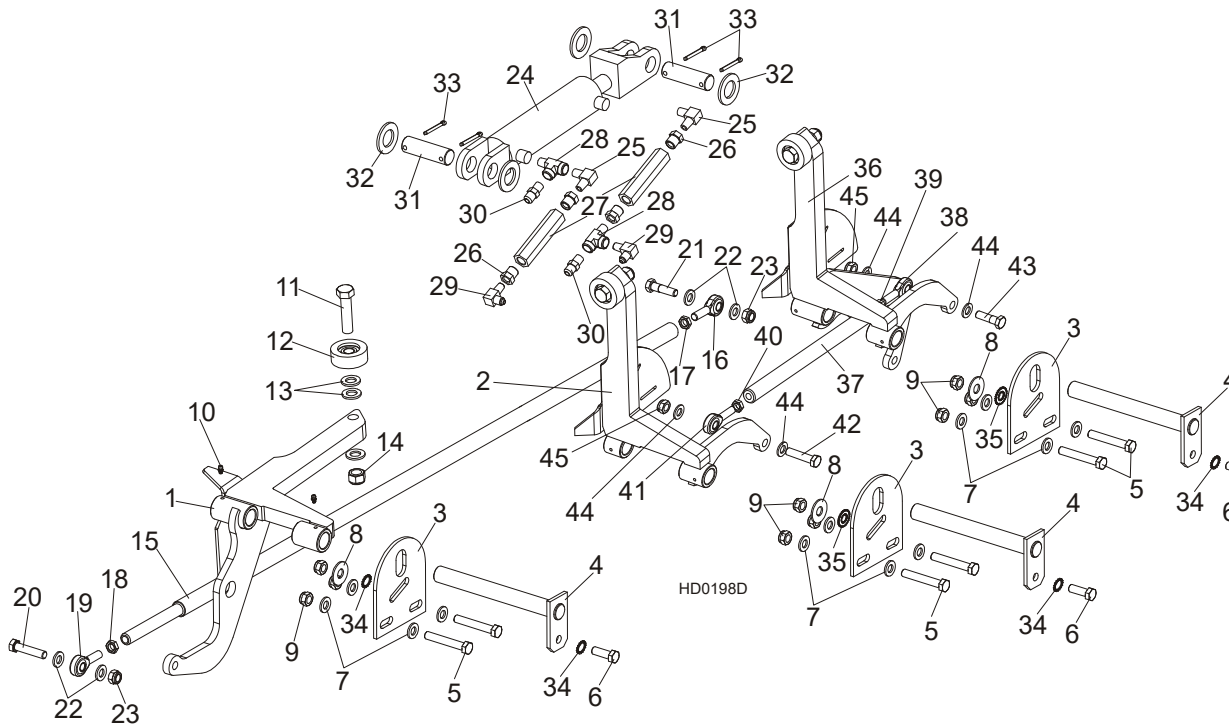
505614_001_A
505614_MANUAL



REF.	DESCRIPTION (* indicates parts available in assemblies only)	PART #	QTY
-	CHAIN LOG TURNER - COMPLETE	505614	1
-	chain log turner - complete	095660-1	1
-	CHAIN TURNER - METRIC	095660	1
1	PLATE WELDMENT, CHAIN LOG TURNER	095662-1	1
2	SPROCKET, CHAIN TURNER	092339	1
3	BUSHING, CHAIN TURNER	095663-1	3
-	SPROCKET, CHAIN TURNER - COMPLETE	092399	2
4	SPROCKET W/HUB	093290	1
5	BEARING, 6206 25 IN IDLER	093292	2
6	RING, 62W INSIDE RETAINING	F81090-1	1
7	PLATE, CHAIN TENSION	095664-1	1
8	FITTING, M6 GREASE	086280	1
9	BOLT, M16X100-8.8 HEX HEAD FULL THREAD Z	F81006-2	1
10	NUT, M16-5.8 HEX ZINC	F81036-1	1
11	WASHER, 25 X 63 ZINC-PLATED	088585-1	1
12	CHAIN, LOG TURNER	093423	1
13	LINK, MASTER (CHAIN NO. 093423)	093427	1
14	PIN WELDMENT, TURNER MOUNT - COMPLETE	095666-1	1
15	WASHER 10,5 ZC DIN 126 ISO 7091	F81055-1	2
16	NUT, M10-8-B HEX NYLON ZINC LOCK	F81033-1	1

REF.	DESCRIPTION (* indicates parts available in assemblies only)	PART #	QTY	
17	BOLT, M10X35-8.8 HEX HEAD FULL THREAD ZI	F81003-17	1	
18	BOLT, M24X120-8.8 HEX HEAD	F81009-4	3	
19	NUT, M24-8-A HEX NYLON ZINC LOCK	F81039-8	3	
20	bushing, chain log turner	095643-1	1	
21	WASHER, Z12.2 SPLIT LOCK ZINC	F81056-2	4	
22	BOLT, M12X75-8.8 HEX HEAD ZINC	F81004-21	4	
23	NUT M12 ZC 8 DIN 934	F81034-1	4	
24	PIN, HYDRAULIC CYLINDER ZINC-PLATED	086979-1	1	
25	MOTOR, TG0475US080AABP HYDRAULIC	007331	1	
-	CYLINDER W/VALVE & FITTINGS	515892	1	
26	CYLINDER, 2X10 ROD END WELDED 16"	034267	1	
27	FITTING, 3/8" NPT X 1/4" NPT REDUCER	015490	6	
28	FITTING, C3759X4 MALE 'T'	P09141	2	
29	FITTING, 3/8JIC-1/4NPT 90L	015491	3	
30	FITTING, 1/4NPT MALE PIPE ELBOW	P09140	2	
31	VALVE, SIDE SUPPORT SEQUENCE	015484	1	
32	Relief Valve 49005-1000	557900	1	
33	FITTING, 3/8JIC-1/4NPT STRAIGHT	015560	1	
34	WASHER, 28 FLAT ZINC	F81061-1	2	
35	PIN, 5 X 40 COTTER	F81043-31	2	

9.23 Hydraulic Log Side Support

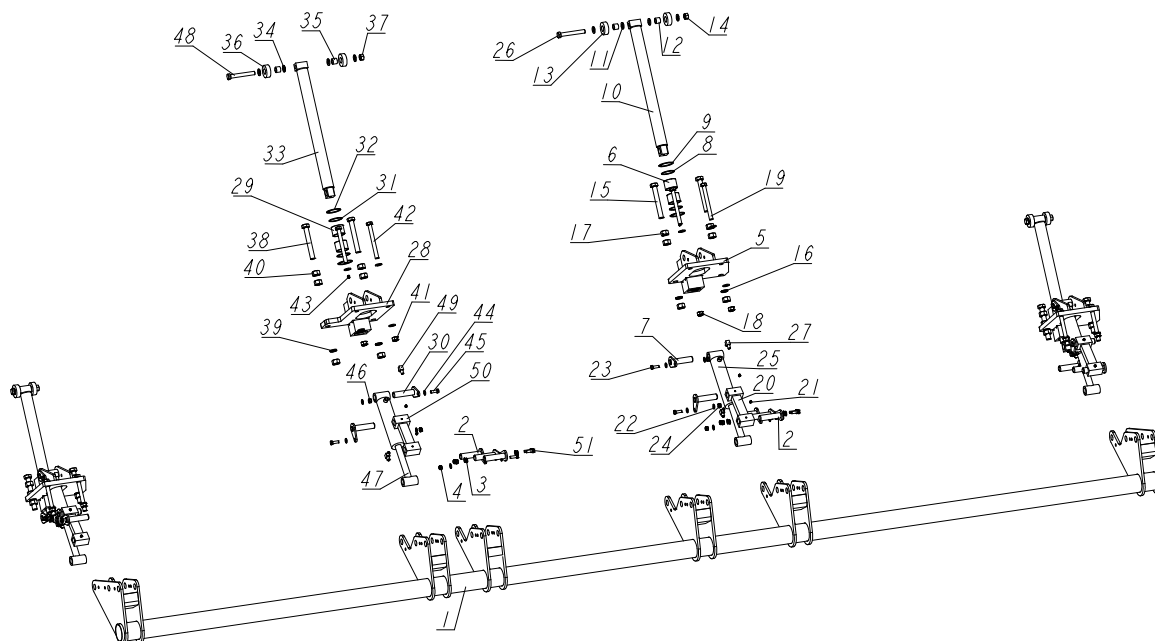


REF	DESCRIPTION (◆ indicates parts available in assemblies only)	PART #	QTY
	SUPPORT KIT, S/M FRAME LOG SIDE	507644	1
1	SUPPORT, HYDRAULIC LOG SIDE W/GUARD	099788-1	1
2	SUPPORT, LOG SIDE W/GUARD	507646-1	1
3	PLATE, LOG SIDE SUPPORT END	091591-1	3
4	PIN, LOG SIDE SUPPORT ZINC-PLATED	091549-1	3
5	BOLT, M12x75-8.8 HEX HEAD ZINC	F81004-21	6
6	BOLT, M12x35 8.8 HEX HEAD FULL THREAD ZI	F81004-24	3
7	WASHER, 13 FLAT ZINC	F81056-1	12
8	WASHER, 15 SPECIAL FLAT ZINC	F81057-3	3
9	NUT, M12-8 HEX NYLON ZINC LOCK	F81034-2	9
10	Fitting, 3/16x3/16 Straight Grease	P04107	6
11	bolt, M16x65-8.8-B hex head full thread zinc	F81006-1	3
12	ROLLER, SIDE SUPPORT	015014-1	3
13	WASHER, 17 FLAT ZINC	F81058-1	9
14	NUT, M16-8 HEX NYLON ZINC LOCK	F81036-2	3
	ROD, SIDE SUPPORT LINK COMPLETE (L=1480)	091640	1
15	ROD, SIDE SUPPORT LINK ZINC-PLATED (L-1420)	089374-1	1
16	END, SAL12 ROD LEFT THREAD	087036	1
17	NUT, M12-04-A THIN ZINC	F81034-6	1
18	NUT, M12-04-A LEFT HEX THIN	F81034-7	1
19	ROD END (RIGHT THREAD)	087035	1
20	BOLT, M12x55-8.8 HEX HEAD ZINC	F81004-12	1
21	BOLT, M12x45 8.8 HEX HEAD ZINC	F81004-32	2
22	WASHER, 13 FLAT ZINC	F81056-1	4

23	NUT, M12-8 HEX NYLON ZINC LOCK	F81034-2	2	
	Cylinder AssEMBLy, 2x6 Side Support Super	015561	1	
24	CYLINDER, CJ-S270-16-50/28/152 HYDRAULIC	088678	1	
	Seal Kit, 2x6 Hydraulic Seal	P12954	1	
25	Fitting, 1/4NPT Male Pipe Elbow	P09140	2	
26	FITTING, 3/8" NPT X 1/4" NPT REDUCER	015490	4	
27	Valve, Side Support Sequence	015484	2	
28	FITTING, 1/4NPT MALE RUN TEE	015486	2	
29	Fitting, 3/8JIC-1/4NPT 90L	015491	2	
30	Fitting, 3/8JIC-1/4NPT StrAIGHT	015560	2	
31	PIN, HYDRAULIC CYLINDER ZINC-PLATED	086979-1	2	
32	WASHER, 28 FLAT ZINC	F81061-1	4	
33	PIN, S-ZN 5X40 COTTER	F81043-31	4	
34	WASHER, BN781 M12/13 EXTERNALLY SERRATED	F81056-16	4	
35	WASHER, BN783 M12/12.3/30.3 SERRATED	F81056-17	2	
36	SUPPORT, LOG SIDE W/GUARD 2	507645-1	1	
	PUSHER, SIDE SUPPORT - SHORT (L-380)	507647	1	
37	PUSHER, SIDE SUPPORT (L-320)	505439-1	1	
38	END, SAL12 ROD LEFT THREAD	087036	1	
39	NUT, M12-04-A THIN ZINC	F81034-6	1	
40	NUT, M12-04-A LEFT HEX THIN	F81034-7	1	
41	ROD END (RIGHT THREAD)	087035	1	
42	BOLT, M12x55-8.8 HEX HEAD ZINC	F81004-12	1	
43	BOLT, M12X45 8.8 HEX HEAD ZINC	F81004-32	1	
44	WASHER, 13 FLAT ZINC	F81056-1	4	
45	NUT, M12-8 HEX NYLON ZINC LOCK	F81034-2	2	

9.24 Vertical Side Support Kit - L-type frame

503567_001
503567_MANUAL

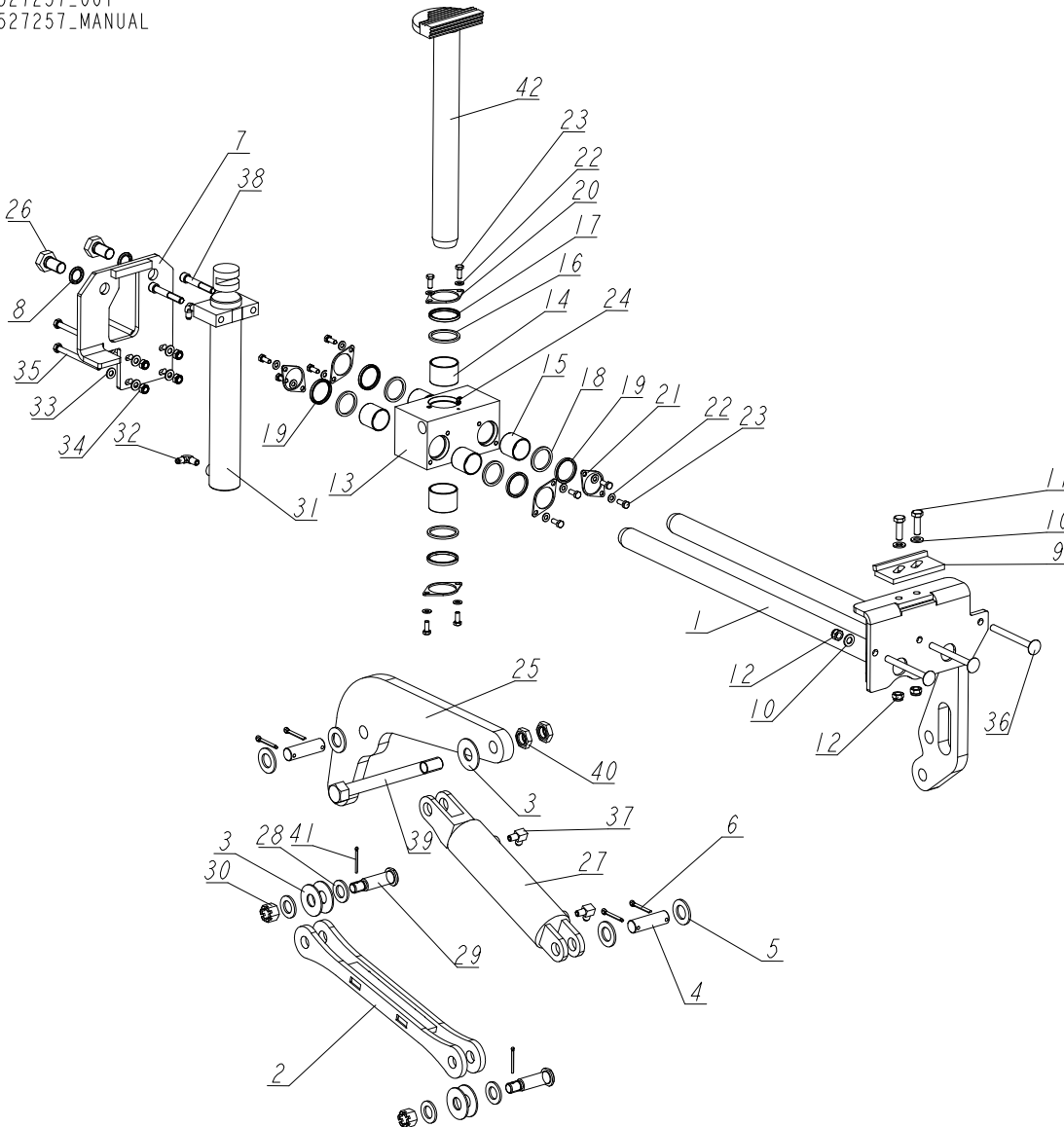


REF	DESCRIPTION (◆ indicates parts available in assemblies only)	PART #	QTY
-	SUPPORT KIT, SPECIAL VERTICAL SIDE (L)	503567	1
1	Mount weldment, vertical side support L-Type frame	500001-1	1
2	PIN WELDMENT, VERTICAL SIDE SUPPORT ZINC	091197-1	12
3	WASHER, 10.5 FLAT ZINC	F81055-1	24
4	NUT, M10-8-B HEX NYLON ZINC LOCK	F81033-1	12
-	VERTICAL SIDE SUPPORT FOR STATIONARY FRA	508957	3
5	Mount weldment, LT70/300 Vertical Side S	508958-1	1
6	BUSHING, 5040BS NON-GREASABLE	088660	2
7	PIN WELDMENT, VERTICAL SIDE SUPPORT ZINC	091197-1	2
8	RING, LT70/300 VERTICAL SIDE SUPPORT ZIN	094004-1	2
9	RING, 62W INSIDE RETAINING	F81090-1	2
10	ROD WELDMENT, VERTICAL SIDE SUPPORT	508971-1	1
11	WASHER, 17 FLAT ZINC	F81058-1	8
12	BUSHING, LT70/300 VERICAL SIDE SUPPORT B	094012	2
13	ROLLER, LT70/300 VERTICAL SIDE SUPPORT Z	094013-1	2
14	NUT, M16-5.8 HEX ZINC	F81036-1	1
15	BOLT, ISO 4017 M20X150 8.8 ZINC-PLATED	F81007-3	2
16	WASHER, 20.5 SPLIT LOCK ZINC	F81059-1	2
17	NAKRETKA M20-8- FE/ZN5 PN-86/M-82144	F81037-1	6
18	NUT, M16-8 HEX NYLON ZINC LOCK	F81036-2	2
19	BOLT, M16X160 -8.8 HEX HEAD ZINC	F81006-20	2
20	LINK WELDMENT, LT70/300 VERTICAL SIDE SU	094016-1	1
21	FITTING, M6 GREASE	086280	3
22	WASHER, 10.5 FLAT ZINC	F81055-1	4
23	BOLT, M10X30-5.8 HEX HEAD FULL THREAD ZI	F81003-2	2

REF	DESCRIPTION (◆ indicates parts available in assemblies only)	PART #	QTY
24	NUT, M10-8-B HEX NYLON ZINC LOCK	F81033-1	2
25	CYLINDER, 28/150 1/4 NPT PORT HYDRAULIC	094002	1
26	BOLT, ISO 24014 M16X120_8.8 A2E	F81006-25	1
27	FITTING, 3/8JIC-1/4NPT 90L	015491	2
-	VERTICAL SIDE SUPPORT FOR STATIONARY FRA	508960	1
28	MOUNT WELDMENT, VERTICAL SUPPORT GUIDE -	508961-1	1
29	BUSHING, 5040BS NON-GREASABLE	088660	2
30	PIN WELDMENT, VERTICAL SIDE SUPPORT ZINC	091197-1	2
31	RING, LT70/300 VERTICAL SIDE SUPPORT ZIN	094004-1	2
32	RING, 62W INSIDE RETAINING	F81090-1	2
33	ROD WELDMENT, VERTICAL SIDE SUPPORT	508971-1	1
34	WASHER, 17 FLAT ZINC	F81058-1	8
35	BUSHING, LT70/300 VERTICAL SIDE SUPPORT B	094012	2
36	ROLLER, LT70/300 VERTICAL SIDE SUPPORT Z	094013-1	2
37	NUT, M16-5.8 HEX ZINC	F81036-1	1
38	BOLT, ISO 4017 M20X150 8.8 ZINC-PLATED	F81007-3	2
39	WASHER, 20.5 SPLIT LOCK ZINC	F81059-1	2
40	NAKRETKA M20-8- FE/ZN5 PN-86/M-82144	F81037-1	6
41	NUT, M16-8 HEX NYLON ZINC LOCK	F81036-2	2
42	BOLT, M16X160 -8.8 HEX HEAD ZINC	F81006-20	2
43	FITTING, M6 GREASE	086280	3
44	WASHER, 10.5 FLAT ZINC	F81055-1	4
45	BOLT, M10X30-5.8 HEX HEAD FULL THREAD ZI	F81003-2	2
46	NUT, M10-8-B HEX NYLON ZINC LOCK	F81033-1	2
47	CYLINDER, 28/150 1/4 NPT PORT HYDRAULIC	094002	1
48	BOLT, ISO 24014 M16X120_8.8 A2E	F81006-25	1
49	FITTING, 3/8JIC-1/4NPT 90L	015491	2
50	LINK WELDMENT, LT70/300 VERTICAL SIDE SU	094016-1	1
51	BOLT, DIN933-M10X30-8.8-A2E HEX HEAD	F81003-111	12

9.25 Main Hydraulic Log Clamp (2 Rods)

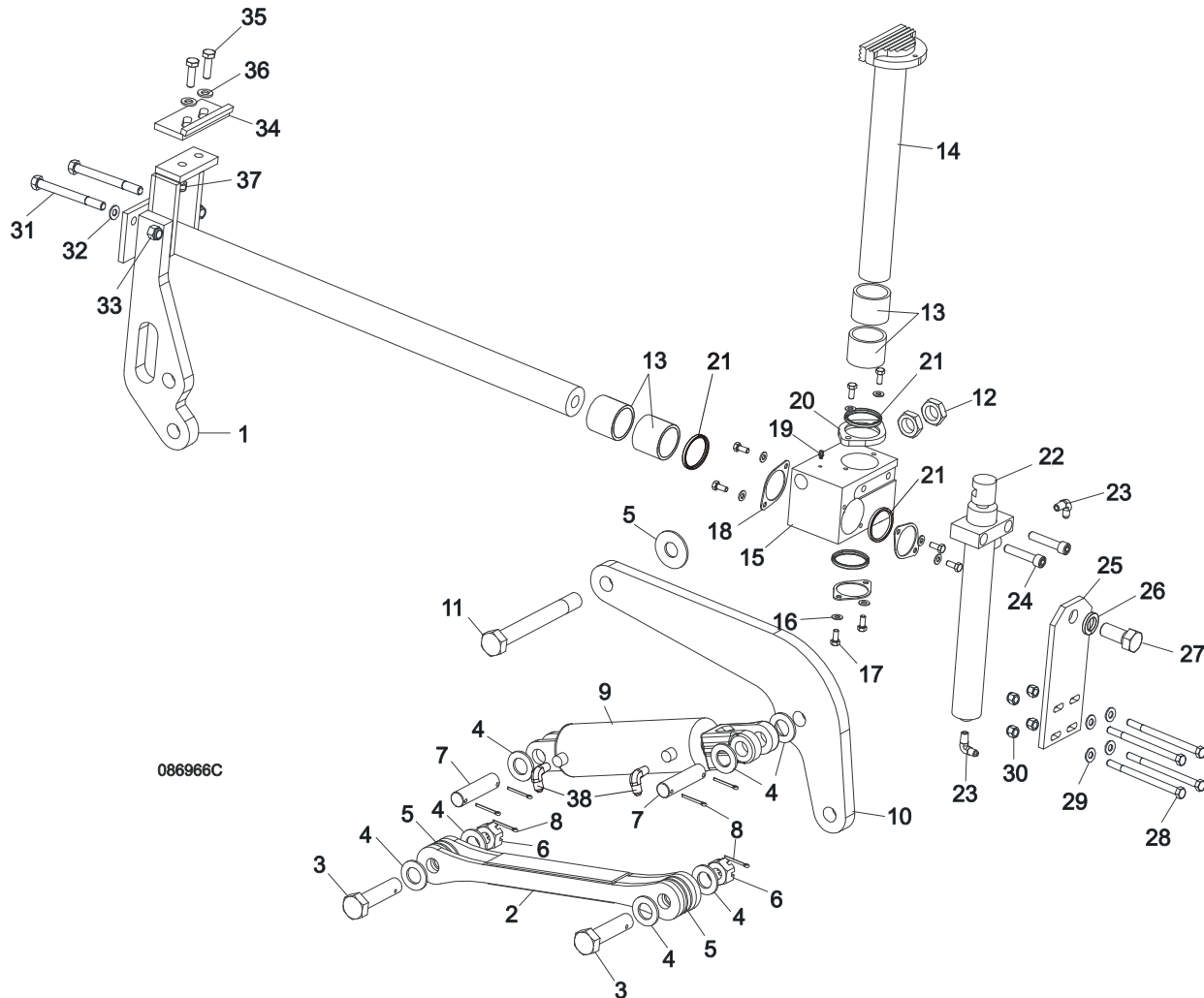
527257_001
527257_MANUAL



REF	DESCRIPTION (◆ indicates parts available in assemblies only)	PART #	QTY
-	CLAMP, MAIN HYDRAULIC - 2 RODS	527257	1
1	ROD WELDMENT, MAIN HYDRAULIC CLAMP	525107-1	1
2	ARM WELDMENT, HYDRAULIC CLAMP LINK PTD	086963-1	1
3	WASHER, 25 X 63 ZINC-PLATED	088585-1	5
4	PIN, HYDRAULIC CYLINDER ZINC-PLATED	086979-1	2
5	WASHER, 28 FLAT ZINC	F81061-1	4
6	pin, S-Zn-6.3x45 cotter	F81045-2	4
7	PLATE, MOUNT (LOG CLAMP W/2 RODS)	527258-1	1
8	WASHER, Z 22.5 SPLIT LOCK ZINC	F81059-4	2
9	STOP WLDMT, HYDRAULIC LOG CLAMP PAINTED	086980-1	1
10	washer, 13 flat zinc	F81056-1	5
11	BOLT, M12X40 8.8 HEX HEAD FULL THR.ZINC	F81004-4	2
12	NUT, M12 8 HEX NYLON ZINC LOCK	F81034-2	5

REF	DESCRIPTION (◆ indicates parts available in assemblies only)	PART #	QTY
-	BLOCK, STEEL W/BUSHINGS - COMPLETE	521951	1
-	BLOCK, STEEL W/BUSHINGS	521950-1	1
13	BLOCK, STEEL	521937	1
14	BUSHING, 5040BS NON-GREASABLE	088660	2
15	BUSHING, 4040BS SELF-LUBRICATING	525077	4
16	WASHER, 51/60-4	526163	2
17	WIPER, ZZ 50X60X7 INCO LOG CLAMP ROD	088587	2
18	WASHER, WIPER - WIDE	525080	4
19	WIPER, ZZ-40X50X5/7	525079	4
20	FLANGE, CLAMP ROD WIPER PAINTED	088887-1	2
21	FLANGE, WIPER	525081-1	4
22	washer, 8.4 Flat zinc	F81054-1	12
23	BOLT, M8X20-8.8-B HEX HEAD FULL THREAD Z	F81002-4	12
24	Fitting, 3/16x3/16 Straight Grease	P04107	1
25	ARM, HYDRAULIC LOG CLAMP LINK	086974-1	1
26	BOLT,M22X1,5X40-8.8-B HEX HEAD FULL ZINC	F81009-1	2
27	CYLINDER, CJ-596-16-70/32/78 HYDRAULIC	088589	1
	GASKET, WM 70/32H178AU(088589)(088680)	589503-S	1
28	WASHER, 25 FLAT ZINC	F81061-3	4
29	PIN, B 24X95/85 CLEVIS ZINC	F81049-2	2
30	NAKRETKA KORONOWA Z M20-8-B-FE/ZN5	F81037-3	2
31	CYLINDER, CJ-S582-16-50/35/300	711617	1
32	Fitting, 1/4NPTx1/4JIC Male Elbow	P09142	2
33	washer, 10.5 Flat zinc	F81055-1	8
34	NUT, M10-8-B HEX NYLON ZINC LOCK	F81033-1	4
35	BOLT, M10 X 125-8.8 HEX HEAD ZINC	F81003-18	4
36	BOLT, M12X130-8.8 CARRIAGE HEAD ZINC	F81004-26	3
37	Fitting, 3/8JIC-1/4NPT 90L	015491	2
38	SCREW, M12X80-8.8 HEX SOCKET HEAD CAP ZINC	F81004-20	2
39	BOLT M24X240-8.8-B HEX HEAD ZINC	F81009-17	1
40	NUT, M24-04-B HEX THIN ZINC	F81039-3	2
41	PIN, 4X30 COTTER ZINC-PLATED	F81043-22	2
42	ROD ASSEMBLY, VERTICAL	710735-1	1

9.26 Hydraulic Log Clamp - Main



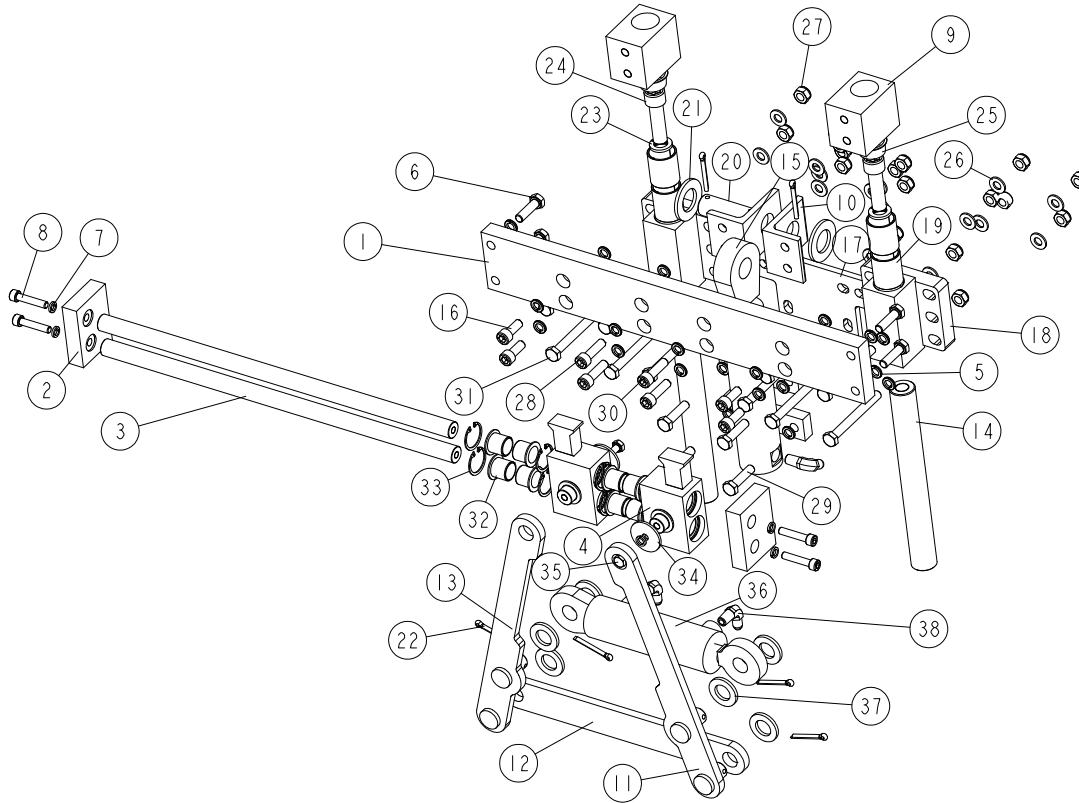
086966C

REF	DESCRIPTION (◆ indicates parts available in assemblies only)	PART #	QTY
	HYDRAULIC LOG CLAMP ASSEMBLY	088658	1
1	Rod Weldment, Log Clamp Slide	086967-1	1
2	ARM WELDMENT, HYDRAULIC CLAMP LINK PTD	086963-1	1
3	Pin, B 24x95/85 Clevis Zinc	F81049-2	1
4	Washer, 25 Flat Zinc	F81061-3	8
5	WASHER, 25 X 63 ZINC-PLATED	088585-1	5
6	NAKRETKA KORONOWA Z M20-8-B-FE/ZN5	F81037-3	2
7	Pin, Hydraulic Cylinder Zinc-Plated	086979-1	2
8	PIN, S-ZN-6.3X45 COTTER	F81045-2	6
9	CYLINDER, CJ-596-16-70/32/78 HYDRAULIC	088589	1
	GASKET, WM 70/32H178AU(088589)(088680)	589503-S	1
10	Arm, Hydraulic Log Clamp Link	086974-1	1
11	BOLT, M24X217/39-8.8-B HEX HEAD ZINC	088586-1	1
12	NUT, M24-04-B HEX THIN ZINC	F81039-3	2
13	BUSHING, 5040BS NON-GREASABLE	088660	2

14	ROD WELDMNT, LOG CLAMP VERTICAL PAINTED	088582-1	1	
15	Block, Log Clamp Painted Steel	088591-1	1	
16	Washer, 8.4 Flat Zinc	F81054-1	8	
17	Bolt, M8x20-8.8-B Hex Head Full Thread Zinc	F81002-4	8	
18	FLANGE, CLAMP ROD WIPER PAINTED	088887-1	3	
19	FITTING, 3/16X3/16 STRAIGHT GREASE	P04107	1	
20	FLANGE, CLAMP ROD WIPER PAINTED	088887-1	1	
21	Wiper, ZZ 50x60x7 INCO Log Clamp Rod	088587	1	
22	Cylinder, CJ-S169-16-40/22/254 Hydraulic	088590	1	
23	FITTING, 1/4NPTX1/4JIC MALE ELBOW	P09142	2	
24	SCREW, M12X55-8.8-B HEX SOCKET HEAD CAP	F81004-23	2	
25	Plate, Log Clamp Mount	086975-1	1	
26	Washer, Z 22.5 Split Lock Zinc	F81059-4	1	
27	BOLT,M22X1,5X40-8.8-B HEX HEAD FULL ZINC	F81009-1	1	
28	BOLT, M10 X 125-8.8 HEX HEAD ZINC	F81003-18	4	
29	Washer, 10.5 Flat Zinc	F81055-1	8	
30	Nut, M10-8-B Hex Nylon Zinc Lock	F81033-1	4	
31	BOLT, M12X130-8.8-HEX HEAD ZINC	F81004-36	2	
32	Washer, 13 Flat Zinc	F81056-1	2	
33	NUT, M12-8 HEX ZINC	F81034-1	2	
	STOP KIT, CLAMP	K09485	1	
34	STOP WLDMT, HYDRAULIC LOG CLAMP PAINTED	086980-1	1	
35	BOLT, M12X40 8.8 HEX HEAD FULL THR.ZINC	F81004-4	2	
36	Washer, 13 Flat Zinc	F81056-1	2	
37	Nut, M12-8 Hex Nylon Zinc Lock	F81034-2	4	
38	FITTING, 3/8JIC-1/4NPT 90L	015491	1	

9.27 Hydraulic Pull-Down Clamp

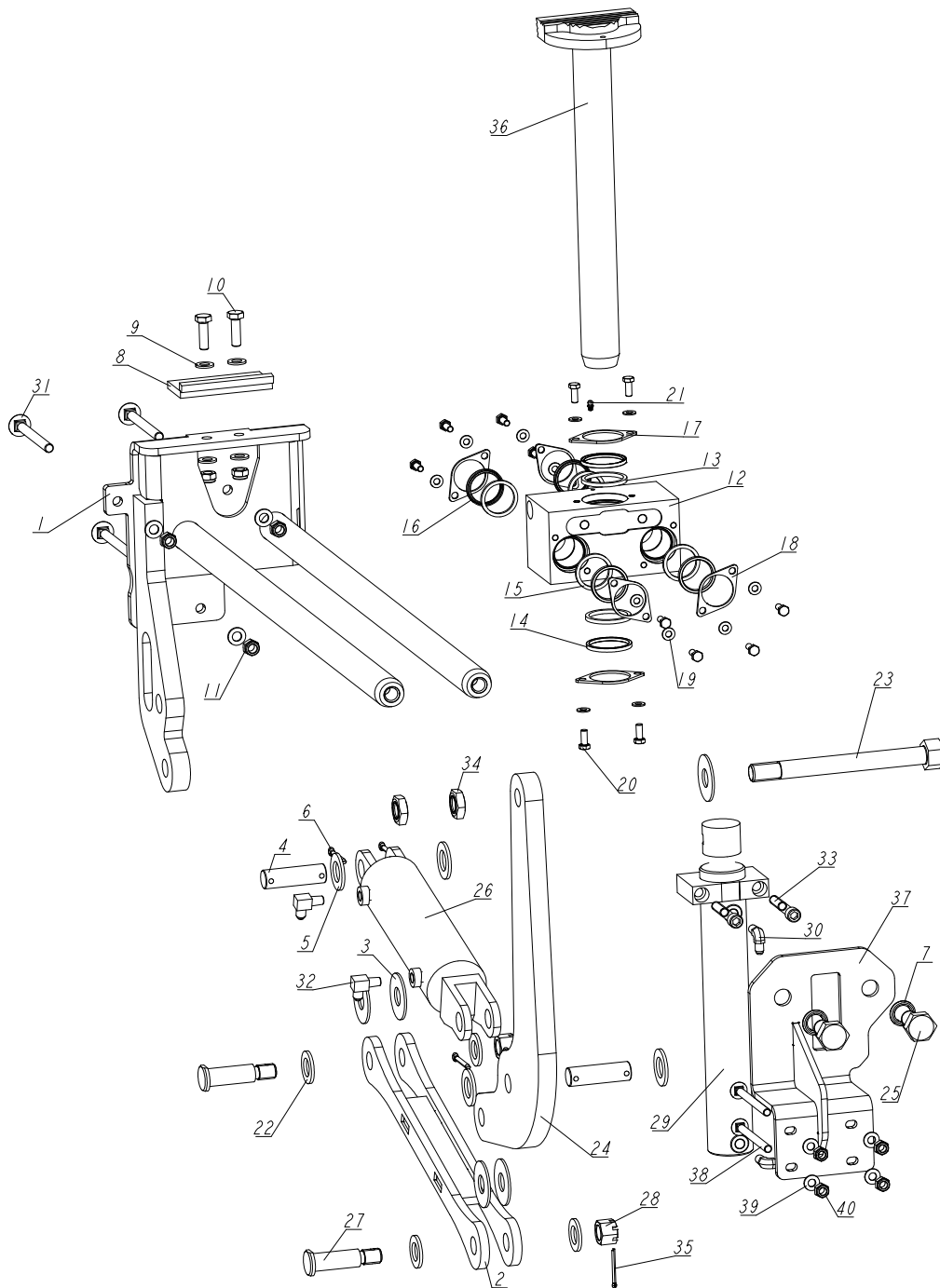
094129_001
094129_MANUAL



REF	DESCRIPTION (◆ indicates parts available in assemblies only)	PART #	QTY
-	CLAMP ASSEMBLY, HYDRAULIC LOG CLAMP □ CO	094129	1
1	Beam, log clamp main zinc-plated	094115-1	1
2	PLATE, LOCKING ZINC-PLATED	094117-1	2
3	rod, log clamp jaw guide	094116	2
4	JAW WELDMENT, LOG CLAMP ZINC-PLATED	094120-1	2
5	WASHER, Z 10.2 SPLIT LOCK ZINC	F81055-2	26
6	BOLT,M10X35-8.8 HEX HEAD FULL THREAD ZIN	F81003-17	4
7	WASHER 8,2 FE/ZN9	F81054-4	6
8	SCREW, M8X40-8.8 HEX SOCKET HEAD CAP ZINC	F81002-29	4
9	BLOCK, LOG CLAMP UP/DOWN	094124-1	2
10	ANGLE, LOG CLAMP BRACKET	094127-1	2
11	LINK, LOG CLAMP IN/OUT SIDE ZINC-PLATED (2)	094099-1	1
12	ARM, LOG CLAMP IN/OUT ZINC-PLATED	094092-1	1
13	LINK, LOG CLAMP IN/OUT SIDE ZINC-PLATED (1)	094097-1	1
14	PIN, LOG CLAMP UP/DOWN	088631	2
15	CYLINDER, CJ7F-16/40/22 + UE2-40W HYDRAULIC	091346	1
16	SCREW, M10X25 8.8 HEX SOCKET HEAD CAP ZINC	F81003-32	4
17	PLATE WELDMENT, HYDRAULIC CYLINDER MOUNTING	094094-1	1

REF	DESCRIPTION (◆ indicates parts available in assemblies only)	PART #	QTY
-	GUIDE BLOCK W/SELF-LUBRICATING BUSHINGS	090544	2
18	BLOCK WELDMENT, LOG CLAMP GUIDE PTD	090543-1	1
19	BUSHING, 3040BS SELF-LUBRICATING	088676	2
20	PIN, 25X75 ZINC-PLATED	088659-1	1
21	WASHER, 28 FLAT ZINC	F81061-1	2
22	PIN, S-ZN 5X40 COTTER	F81043-31	6
23	WASHER, 16.3 SPLIT LOCK ZINC	F81058-2	2
24	SCREW, M16X55-8.8 HEX SOCKET HEAD CAP ZINC	F81006-18	2
25	PLUG, M33 THREAD #12428	089839	2
26	WASHER, 10.5 FLAT ZINC	F81055-1	18
27	nut, m10-8-b hex nylon zinc lock	F81033-1	18
28	SCREW, M10X35 8.8 HEX SOCKET HEAD CAP ZINC	F81003-56	4
29	BOLT, M10X40-8.8 HEX HEAD FULL THREAD ZINC	F81003-16	4
30	BOLT, M10X75-8.8 HEX HEAD ZINC	F81003-15	2
31	BOLT, M10X95-8.8-B HEX HEAD ZINC	F81003-71	8
32	BUSHING, JFM-2023-21 FLANGED	094113	8
33	RING, W31 INSIDE RETAINING	F81090-53	8
34	WASHER, ZINC-PLATED SPACER	094128-1	2
35	BOLT, M8X12-8.8 HEX HEAD FULL THREAD ZINC	F81002-6	2
36	CYLINDER, SJ2F-16-40/22/80 HYDRAULIC	093880	1
37	WASHER, 21 FLAT ZINC	F81059-2	6
38	FITTING, 1/4NPTX1/4JIC MALE ELBOW	P09142	4

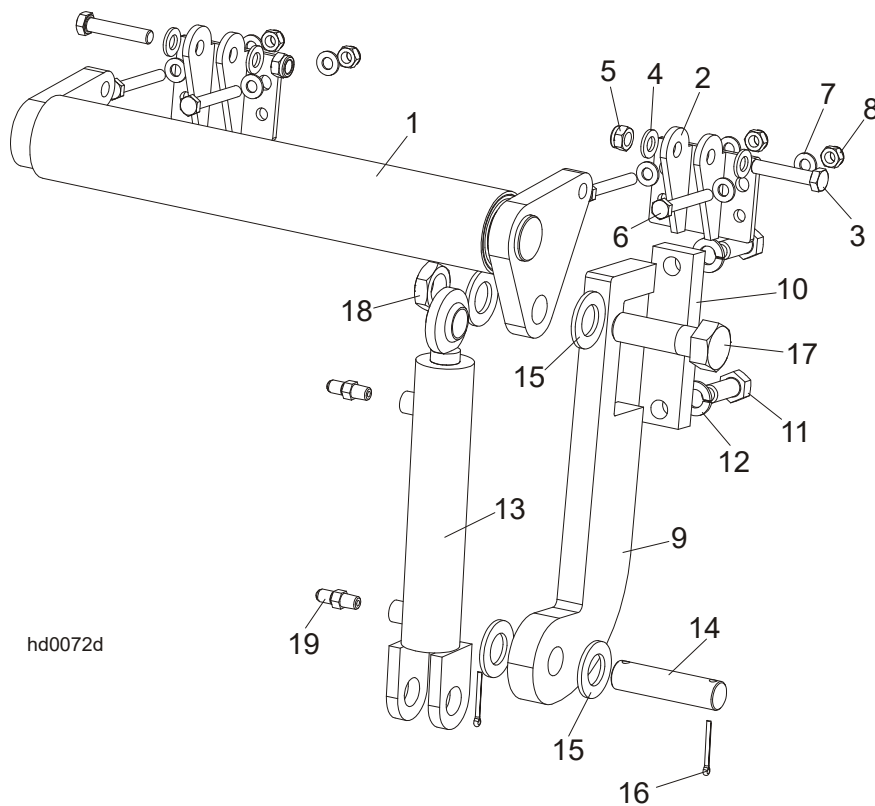
9.28 Main Log Clamp (540970)



REF	DESCRIPTION (◆ indicates parts available in assemblies only)	PART #	QTY
-	MAIN LOG CLAMP	540970	1
1	rod assembly, main log clamp	540969-1	1
2	ARM WELDMENT, HYDRAULIC CLAMP LINK PTD	086963-1	1
3	WASHER, 25 x 63 ZINC-PLATED	088585-1	5
4	PIN, HYDRAULIC CYLINDER ZINC-PLATED	086979-1	2
5	WASHER, 28	F81061-1	4
6	PIN, S-ZN-6.3X45 COTTER	F81045-2	4

REF	DESCRIPTION (◆ indicates parts available in assemblies only)	PART #	QTY
7	WASHER, Z 22.5 SPLIT LOCK ZINC	F81059-4	2
8	STOP WLDMT, HYDRAULIC LOG CLAMP PAINTED	086980-1	1
9	WASHER, 13 FLAT ZINC	F81056-1	7
10	BOLT, M12x40 8.8 HEX HEAD FULL THR.ZINC	F81004-4	2
11	NUT, M12-8 HEX NYLON ZINC LOCK	F81034-2	5
-	BLOCK, STEEL W/BUSHINGS - COMPLETE	521951	1
12	BLOCK, STEEL W/BUSHINGS	521950-1	1
13	SPACER, HYDRAULIC LOG CLAMP	089324	2
14	WIPER, ZZ 50x60x7 INCO LOG CLAMP ROD	088587	2
15	WASHER, WIPER - WIDE	525080	4
16	WIPER, ZZ-40X50X5/7	525079	4
17	FLANGE, CLAMP ROD WIPER PAINTED	088887-1	2
18	FLANGE, WIPER	525081-1	4
19	WASHER, 8.4 FLAT ZINC	F81054-1	12
20	BOLT, M8x20-8.8-B HEX HEAD FULL THREAD Z	F81002-4	12
21	FITTING, 3/16X3/16 STRAIGHT GREASE	P04107	1
22	WASHER, 25 FLAT ZINC	F81061-3	4
23	BOLT M24X240-8.8-B HEX HEAD ZINC	F81009-17	1
24	arm, log clamp	547699-1	1
25	BOLT,M22X1,5X40-8.8-B HEX HEAD FULL ZINC	F81009-1	2
26	CYLINDER, CJ-596-16-70/32/78 HYDRAULIC	088589	1
	GASKET, WM 70/32H178AU(088589)(088680)	589503-S	1
27	PIN, B 24x95/85 CLEVIS ZINC	F81049-2	2
28	NAKRETKA KORONOWA Z M20-8-B-FE/ZN5	F81037-3	2
29	CYLINDER, CJ-S582-16-50/35/300	711617	1
30	FITTING, 1/4NPTX1/4JIC MALE ELBOW	P09142	2
31	Bolt, M12x130-8.8 Carriage Head Zinc	F81004-26	3
32	FITTING, 3/8JIC-1/4NPT 90L	015491	2
33	SCREW, M12x80-8.8 HEX SOCKET HEAD CAP ZI	F81004-20	2
34	NUT, M24-04-B HEX THIN ZINC	F81039-3	2
35	PIN, 4x30 COTTER ZINC-PLATED	F81043-22	2
36	ROD ASSEMBLY, VERTICAL	710735-1	1
37	bracket, complete	547682-1	1
38	BOLT, M10X125 CARRIAGE	F81003-34	4
39	WASHER, 10.5 FLAT ZINC	F81055-1	4
40	NUT, M10-8-B HEX NYLON ZINC LOCK	F81033-1	4

9.29 Hydraulic Toe Board



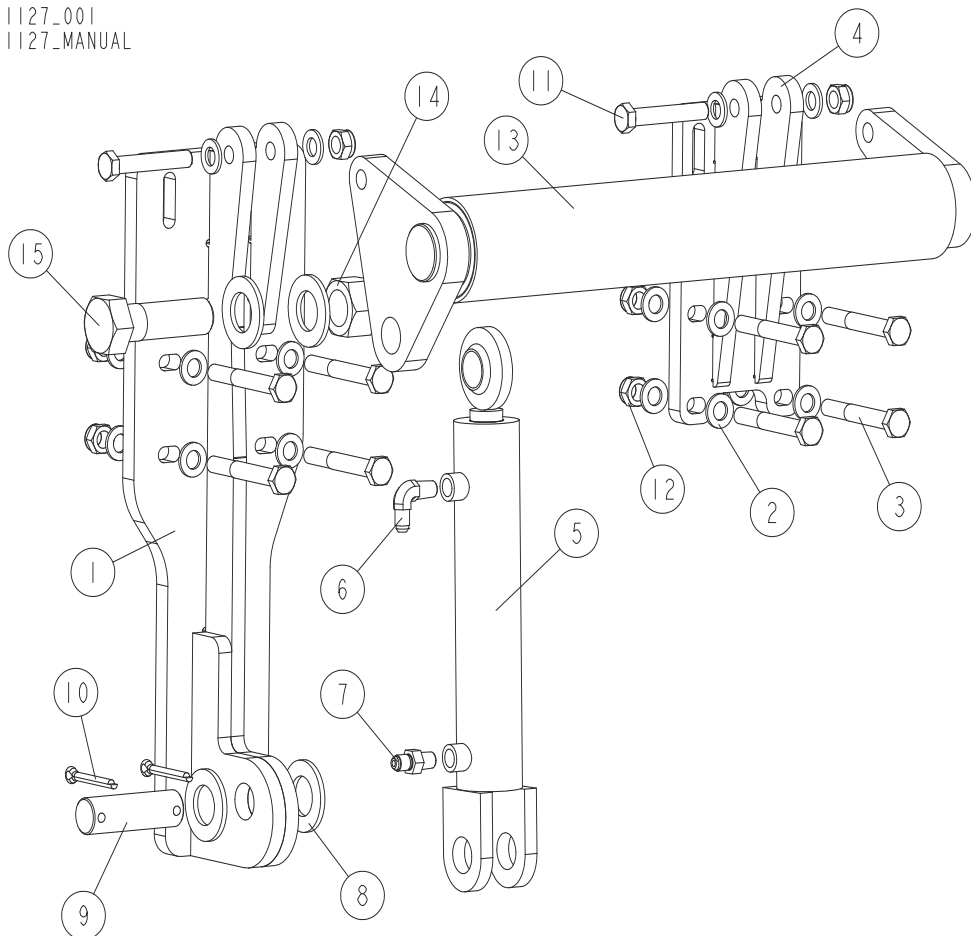
hd0072d

REF	DESCRIPTION (◆ indicates parts available in assemblies only)	PART #	QTY
	FRONT HYDRAULIC TOE BOARD	092613	1
	HYDRAULIC TOE BOARD - REAR	092634	1
1	Toe Board Weldment, Front Hydraulic	092612-1	1
	ROLLER WELDMENT, HYDRAULIC TOE BOARD	086253-1	1
2	Bracket, Toe Board Roller Mount	087903-1	4
3	Bolt, M12x60-8.8 Hex Head Zinc	F81004-5	4
4	Washer, 13 Flat Zinc	F81056-1	8
5	Nut, M12-8 Hex Nylon Zinc Lock	F81034-2	4
6	Bolt, M10x75-8.8 Hex Head Zinc	F81003-15	8
7	Washer, 10.5 Flat Zinc	F81055-1	16
8	Nut, M10-8-B Hex Nylon Zinc Lock	F81033-1	8
9	PLATE, TOE BOARD CYLINDER MOUNT	087729-1	2
10	PLATE, HYDRAULIC TOE BOARD MOUNT	090086-1	2
11	Bolt, M16x40-8.8 Hex Head Full Thread Zinc	F81006-13	4
12	Washer, 16.3 Split Lock Zinc	F81058-2	4
13	Cylinder, CJ-S170-16-40/25/152 Hydraulic	088681	2
14	Pin, Hydraulic Cylinder Zinc-Plated	086979-1	2
15	Washer, 28 Flat Zinc	F81061-1	8
16	PIN, 3/16X1.5 COTTER ZINC	F05012-23	4
17	Bolt, 1-8x3 1/4 Hex Head Grade 5	F05009-51	2
18	Nut, 1-14 Hex Jam Unplated	F05010-117	2

19	Fitting, 1/4NPTx1/4JIC Male	P09143	4	
----	-----------------------------	--------	---	--

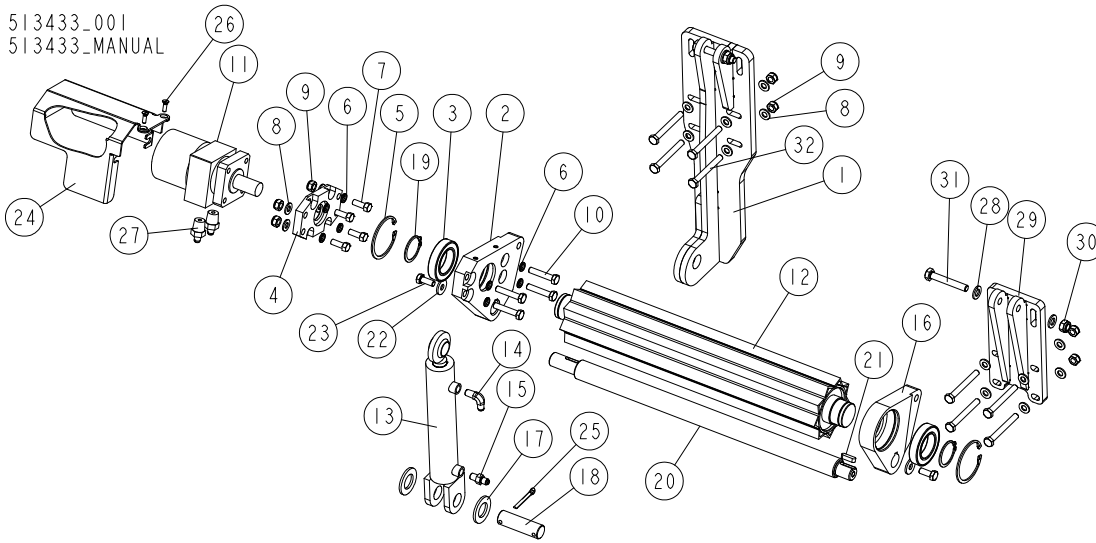
9.30 Right Hydraulic Toe Board

511127_001
 511127_MANUAL



REF	DESCRIPTION (◆ indicates parts available in assemblies only)	PART #	QTY
-	TOE BOARD, RIGHT	511127	2
1	BRACKET WELDMENT, POWER ROLLER	510605-1	1
2	washer, 13 flat zinc	F81056-1	20
3	bolt, M12X90 8.8 Hex Head Zinc	F81004-2	8
4	BRACKET WELDMENT, HYDRAULIC TOE BOARD	520099-1	1
-	cylinder, hydraulic toe board	085937	1
5	CYLINDER, CJ-S170-16-40/25/152 HYDRAULIC	088681	1
6	Fitting, 1/4NPTx1/4JIC Male Elbow	P09142	1
7	FITTING, 1/4NPTX1/4JIC MALE	P09143	1
8	washer, 28 flat zinc	F81061-1	4
9	pin, hydraulic cylinder zinc-plated	086979-1	1
10	PIN, S-Zn-6.3x45 COTTER	F81045-2	2
11	BOLT, M12X70-8.8-HEX HEAD ZINC	F81004-39	2
12	NUT, M12 8 HEX NYLON ZINC LOCK	F81034-2	10
13	TOE BOARD WELDMENT, FRONT HYDRAULIC	092612-1	1
14	NUT, 1-8 HEX NYLON LOCK ZINC	F05010-109	1
15	BOLT, 1-8x3 1/4 Hex Head GRade 5	F05009-51	1

9.31 Driven Log Levelling Roller (mounted on lower bed rail)



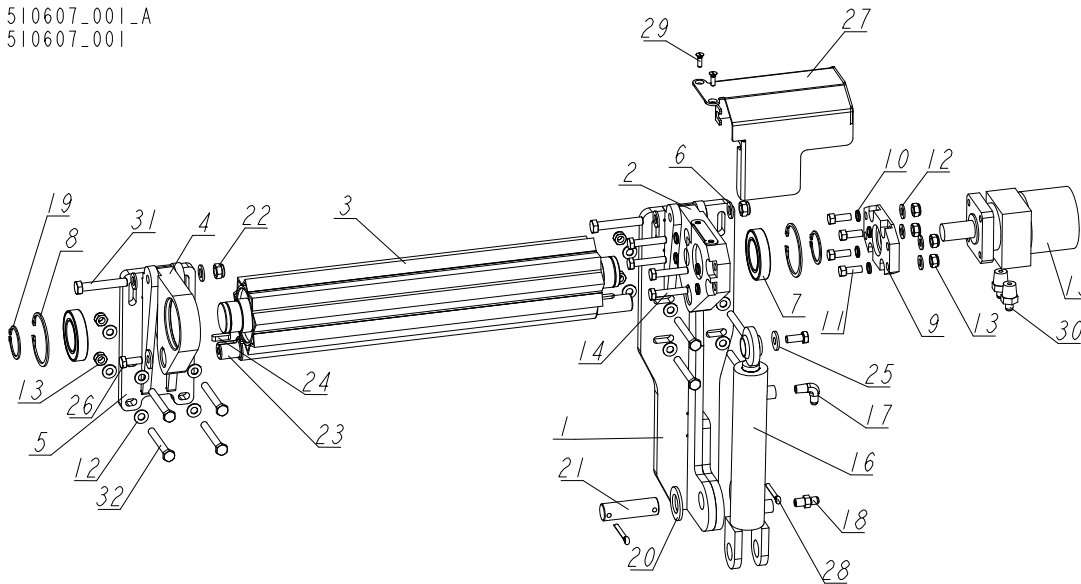
REF	DESCRIPTION (◆ indicates parts available in assemblies only)	PART #	QTY
-	ROLLER, DRIVEN LOG LEVELLING (LOWER BED RAIL)	513433	1
1	BRACKET WELDMENT, POWER ROLLER	510605-1	1
2	BRACKET, SIDE W/HYDRO MOTOR CONNECTOR	096029-1	1
3	BEARING, 6009.2RSR (FAG) ROLLING	096025	2
4	Plate, hydraulic motor mount	096030-1	1
5	ring, W 75 inside retaining	F81090-41	2
6	washer, Z 10.2 split lock zinc	F81055-2	8
7	BOLT, 3/8-16X1 HHC	F05007-7	4
8	washer, 10.5 Flat zinc	F81055-1	20
9	NUT, M10-8-B HEX NYLON ZINC LOCK	F81033-1	12
10	BOLT, M10X50MM,HEX HEAD FULL THRD ZINC	F81003-4	4
11	MOTOR, MG06-13-13AAAB HYDraulic	P21506	1
12	ROLLER WELDMENT, DRIVEN LOG LEVELLING	096028-1	1
-	CYLINDER, HYDRAULIC TOE BOARD	085937	1
13	CYLINDER, CJ-S170-16-40/25/152 hydraulic	088681	1
14	FITTING, 1/4NPTX1/4JIC MALE ELBOW	P09142	1
15	FITTING, 1/4NPTX1/4JIC MALE	P09143	1
16	BRACKET, SIDE	096031-1	1
17	WASHER, 28 FLAT ZINC	F81061-1	2
18	PIN, HYDRAULIC CYLINDER ZINC-PLATED	086979-1	1
19	ring, Z 45 outside retaining	F81090-32	2
20	rod, connection	096034-1	1
21	key, A8x7x28 Parallel	096035	2
22	washer, 10.5 special flat zinc	F81055-6	2
23	bolt, M10X25 8.8 hex head full thread	F81003-31	2
24	COVER, HYDRAULIC MOTOR	096037-1	1
25	pin, S-Zn-6.3x45 cotter	F81045-2	1
26	SCREW, M6X20-5.8-B SLOTTED COUNTERSUNK HEAD ZINC	F81001-31	2
27	FITTING, 1/2-14NPT/ 7/16-20UNF STRAIGHT W/MALE THREAD	096919	2
28	washer, 13 flat zinc	F81056-1	4

HYDRAULIC SYSTEM*Driven Log Levelling Roller (mounted on lower bed rail)*

REF	DESCRIPTION (◆ indicates parts available in assemblies only)	PART #	QTY	
29	BRACKET WELDMENT, HYDRAULIC TOE BOARD	520099-1	1	
30	Nut, M12 8 hex nylon zinc lock	F81034-2	2	
31	BOLT, M12X75-8.8-HEX HEAD FULL THREAD ZI	F81004-10	2	
32	BOLT, M10X85-8.8-HEX HEAD ZINC	F81003-125	8	

9.32 Driven Log Levelling Roller, Lower Bed Rail (Option)

510607_001-A
510607_001



REF	DESCRIPTION (◆ indicates parts available in assemblies only)	PART #	QTY
-	DRIVEN LOG LEVELLING ROLLER - LEFT W/CLAMP	510607	1
1	BRACKET WELDMENT, HYDRAULIC CYLINDER MOU	527018-1	1
2	BRACKET, SIDE W/HYDRO MOTOR CONNECTOR	507684-1	1
3	ROLLER WELDMENT, DRIVEN LOG LEVELLING	096028-1	1
4	BRACKET, SIDE	507687-1	1
5	BRACKET WELDMENT, HYDRAULIC TOE BOARD	520099-1	1
6	washer, 13 flat zinc	F81056-1	21
7	BEARING, 6009.2RSR (FAG) ROLLING	096025	2
8	ring, W 75 inside retaining	F81090-41	2
9	PLATE, HYDRAULIC MOTOR MOUNT	096030-1	1
10	WASHER, Z 10.2 SPLIT LOCK ZINC	F81055-2	8
11	BOLT, 3/8-16X1 HHC	F05007-7	4
12	washer, 10.5 flat zinc	F81055-1	4
13	NUT, M10-8-B HEX NYLON ZINC LOCK	F81033-1	4
14	BOLT, M10X50MM,HEX HEAD FULL THRD ZINC	F81003-4	4
15	MOTOR, MG06-13-13AAAB HYDraulic	P21506	1
-	CYLINDER, HYDRAULIC TOE BOARD	085937	1
16	CYLINDER, CJ-S170-16-40/25/152 hydraulic	088681	1
17	FITTING, 1/4NPTX1/4JIC MALE ELBOW	P09142	1
18	FITTING, 1/4NPTX1/4JIC MALE	P09143	1
19	ring, Z 45 outside retaining	F81090-32	2
20	WASHER, 28 FLAT ZINC	F81061-1	2
21	pin, 25.4x84	086979	1
22	Nut, M12 8 hex nylon zinc lock	F81034-2	11
23	rod, connection	096034	1
24	key, A8x7x28 Parallel	096035	2
25	washer, 10.5 special flat zinc	F81055-6	2
26	bolt, M10X25 8.8 hex head full thread	F81003-31	2



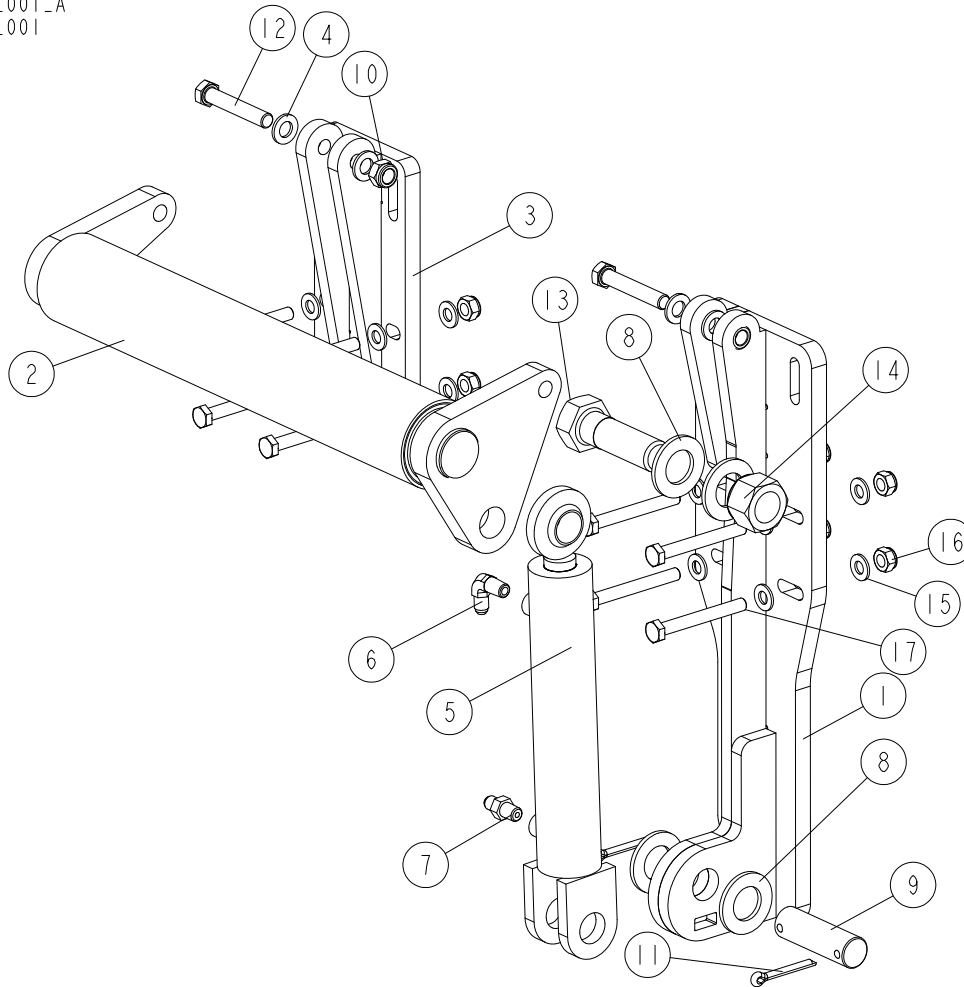
HYDRAULIC SYSTEM

Driven Log Levelling Roller, Lower Bed Rail (Option)

REF	DESCRIPTION (◆ indicates parts available in assemblies only)	PART #	QTY	
27	guard, hydraulic motor	507690-1	1	
28	pin, S-Zn-6.3x45 cotter	F81045-2	2	
29	SCREW, M6X20-5.8-B SLOTTED COUNTERSUNK HEAD ZINC	F81001-31	2	
30	FITTING, 1/2-14NPT/ 7/16-20UNF STRAIGHT W/MALE THREAD	096919	2	
31	BOLT, M12X70-8.8-HEX HEAD ZINC	F81004-39	2	
32	bolt, M12X90 8.8 hex head zinc	F81004-2	8	

9.33 Left Hydraulic Toe Board (mounted on lower bed rail)

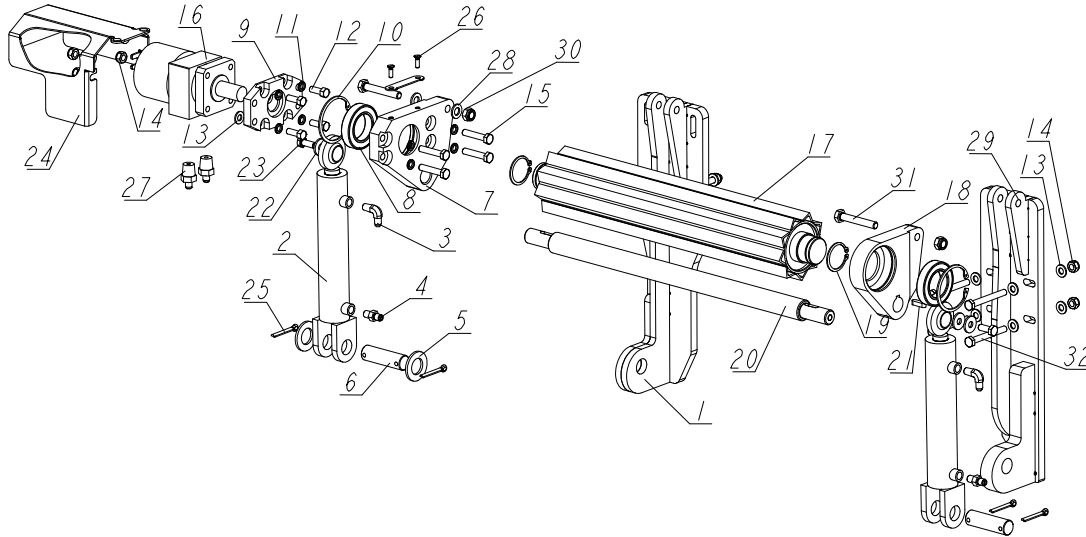
519735_001-A
519735_001



REF	DESCRIPTION (◆ indicates parts available in assemblies only)	PART #	QTY
-	ROLLER, LEFT HYDRAULIC TOE BOARD (MOUNTED ON LOWER BED RAIL)	519735	1
1	BRACKET WELDMENT, HYDRAULIC CYLINDER MOUNT (LEFT)	521586-1	1
2	ROLLER WELDMENT, HYDRAULIC TOE BOARD	086253-1	1
3	BRACKET WELDMENT, HYDRAULIC TOE BOARD	520099-1	1
4	washer, 13 flat zinc	F81056-1	28
-	CYLINDER, HYDRAULIC TOE BOARD	085937	1
5	CYLINDER, CJ-S170-16-40/25/152 hydraulic	088681	1
6	FITTING, 1/4NPTX1/4JIC MALE ELBOW	P09142	1
7	FITTING, 1/4NPTX1/4JIC MALE	P09143	1
8	WASHER, 28 FLAT ZINC	F81061-1	4
9	PIN, HYDRAULIC CYLINDER ZINC-PLATED	086979-1	1
10	nut, M12 8 hex nylon zinc lock	F81034-2	14
11	pin, S-Zn-6.3x45 cotter	F81045-2	2
12	BOLT, M12X70-8.8-HEX HEAD ZINC	F81004-39	2
13	bolt, M12X90 8.8 hex head zinc	F81004-2	12
14	BOLT, 1-8X3 1/4 HEX HEAD GRADE 5	F05009-51	1
15	NUT, 1-8 HEX NYLoN LOCK ZINC	F05010-109	1

9.34 Driven Log Levelling Roller, Right w/2 Cylinders (Option)

526160_001_A
526160_MANUAL

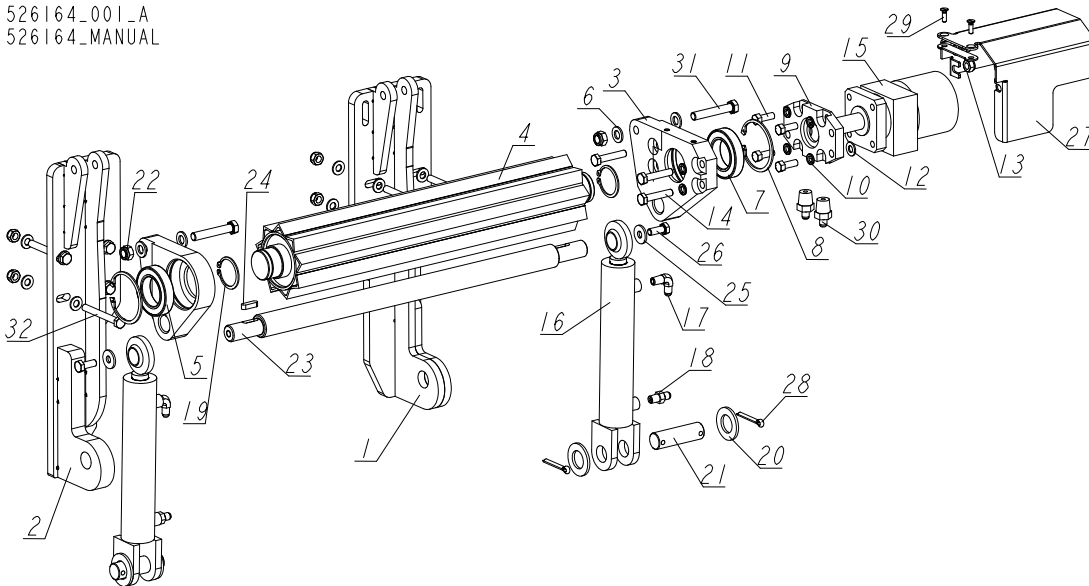


REF	DESCRIPTION (◆ indicates parts available in assemblies only)	PART #	QTY
-	DRIVEN LOG LEVELLING ROLLER, W/2 CYLINDE	526160	1
1	BRACKET WELDMENT, HYDRAULIC CYLINDER MOU	527018-1	1
2	BRACKET, SIDE W/HYDRO MOTOR CONNECTOR	096029-1	1
3	BEARING, 6009.2RSR (FAG) ROLLING	096025	2
4	PLATE, HYDRAULIC MOTOR MOUNT	096030-1	1
5	ring, W 75 inside retaining	F81090-41	2
6	washer, Z 10.2 split lock zinc	F81055-2	8
7	BOLT, 3/8-16X1 HH	F05007-7	4
8	washer, 10.5 Flat zinc	F81055-1	4
9	NUT, M10-8-B HEX NYLON ZINC LOCK	F81033-1	4
10	BOLT, M10X50MM,HEX HEAD FULL THRD ZINC	F81003-4	4
11	MOTOR, MG06-13-13AAAB HYDraulic	P21506	1
12	ROLLER WELDMENT, DRIVEN LOG LEVELLING	096028-1	1
-	CYLINDER, HYDRAULIC TOE BOARD	085937	2
13	CYLINDER, CJ-S170-16-40/25/152 hydraulic	088681	1
14	FITTING, 1/4NPTX1/4JIC MALE ELBOW	P09142	1
15	FITTING, 1/4NPTX1/4JIC MALE	P09143	1
16	BRACKET, SIDE	096031-1	1
17	WASHER, 28 FLAT ZINC	F81061-1	2
18	PIN, HYDRAULIC CYLINDER ZINC-PLATED	086979-1	2
19	ring, Z 45 outside retaining	F81090-32	2
20	rod, connection	520349	1
21	key, A8x7x28 Parallel	096035	2
22	washer, 10.5 special flat zinc	F81055-6	3
23	bolt, M10X25 8.8 hex head full thread	F81003-31	2
24	COVER, HYDRAULIC MOTOR	096037-1	1
25	pin, S-Zn-6.3x45 cotter	F81045-2	4

REF	DESCRIPTION (◆ indicates parts available in assemblies only)	PART #	QTY	
26	SCREW, M6X20-5.8-B SLOTTED COUNTERSUNK HEAD ZINC	F81001-31	2	
27	FITTING, 1/2-14NPT/ 7/16-20UNF STRAIGHT W/MALE THREAD	096919	2	
28	washer, 13 flat zinc	F81056-1	20	
29	BRACKET WELDMENT, CYLINDER MOUNT	526162-1	1	
30	Nut, M12 8 hex nylon zinc lock	F81034-2	10	
31	BOLT, M12X75-8.8-HEX HEAD FULL THREAD ZI	F81004-10	2	
32	bolt, M12X90 8.8 hex head zinc	F81004-2	8	

9.35 Driven Log Levelling Roller, Left w/2 Cylinders

526164_001_A
526164_MANUAL

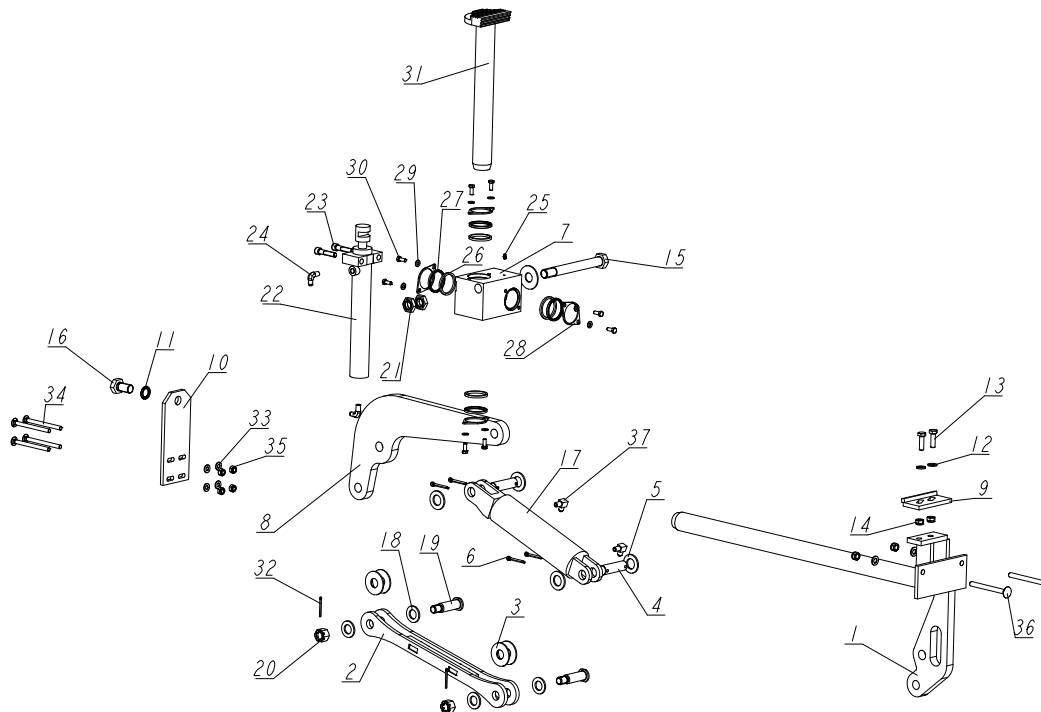


REF	DESCRIPTION (◆ indicates parts available in assemblies only)	PART #	QTY
-	ROLLER, DRIVEN LOG LEVELLING - LEFT W/2 CYLINDERS	526164	1
1	BRACKET WELDMENT, HYDRAULIC CYLINDER MOUNT (LEFT)	527018-1	1
2	BRACKET WELDMENT, HYDRAULIC CYLINDER MOUNT	526150-1	1
3	BRACKET, SIDE W/HYDRO MOTOR CONNECTOR	507684-1	1
4	ROLLER WELDMENT, DRIVEN LOG LEVELLING	096028-1	1
5	BRACKET, SIDE	507687-1	1
6	washer, 13 flat zinc	F81056-1	4
7	BEARING, 6009.2RSR (FAG) ROLLING	096025	2
8	ring, W 75 inside retaining	F81090-41	2
9	PLATE, HYDRAULIC MOTOR MOUNT	096030-1	1
10	washer, Z 10.2 split lock zinc	F81055-2	8
11	BOLT, 3/8-16X1 HH	F05007-7	4
12	washer, 10.5 Flat zinc	F81055-1	20
13	NUT, M10-8-B HEX NYLON ZINC LOCK	F81033-1	4
14	BOLT, M10X50MM,HEX HEAD FULL THRD ZINC	F81003-4	4
15	MOTOR, MG06-13-13AAAB HYDraulic	P21506	1
-	CYLINDER, HYDRAULIC TOE BOARD	085937	2
16	CYLINDER, CJ-S170-16-40/25/152 hydraulic	088681	1
17	FITTING, 1/4NPTX1/4JIC MALE ELBOW	P09142	1
18	FITTING, 1/4NPTX1/4JIC MALE	P09143	1
19	ring, Z 45 outside retaining	F81090-32	2
20	WASHER, 28 FLAT ZINC	F81061-1	4
21	pin, 25.4x84	086979	2
22	Nut, M12 8 hex nylon zinc lock	F81034-2	10
23	rod, connection	520349	1
24	key, A8x7x28 Parallel	096035	2
25	washer, 10.5 special flat zinc	F81055-6	2
26	bolt, M10X25 8.8 hex head full thread	F81003-31	2
27	guard, hydraulic motor	507690-1	1

REF	DESCRIPTION (◆ indicates parts available in assemblies only)	PART #	QTY	
28	pin, S-Zn-6.3x45 cotter	F81045-2	2	
29	SCREW, M6X20-5.8-B SLOTTED COUNTERSUNK HEAD ZINC	F81001-31	2	
30	FITTING, 1/2-14NPT/ 7/16-20UNF STRAIGHT W/MALE THREAD	096919	2	
31	BOLT, M12X70-8.8-HEX HEAD ZINC	F81004-39	2	
32	bolt, M12X90 8.8 hex head zinc	F81004-2	8	

9.36 Two-Plane Log Clamp - M-type Frame +100 (544213)

544213_001
544213_MANUAL

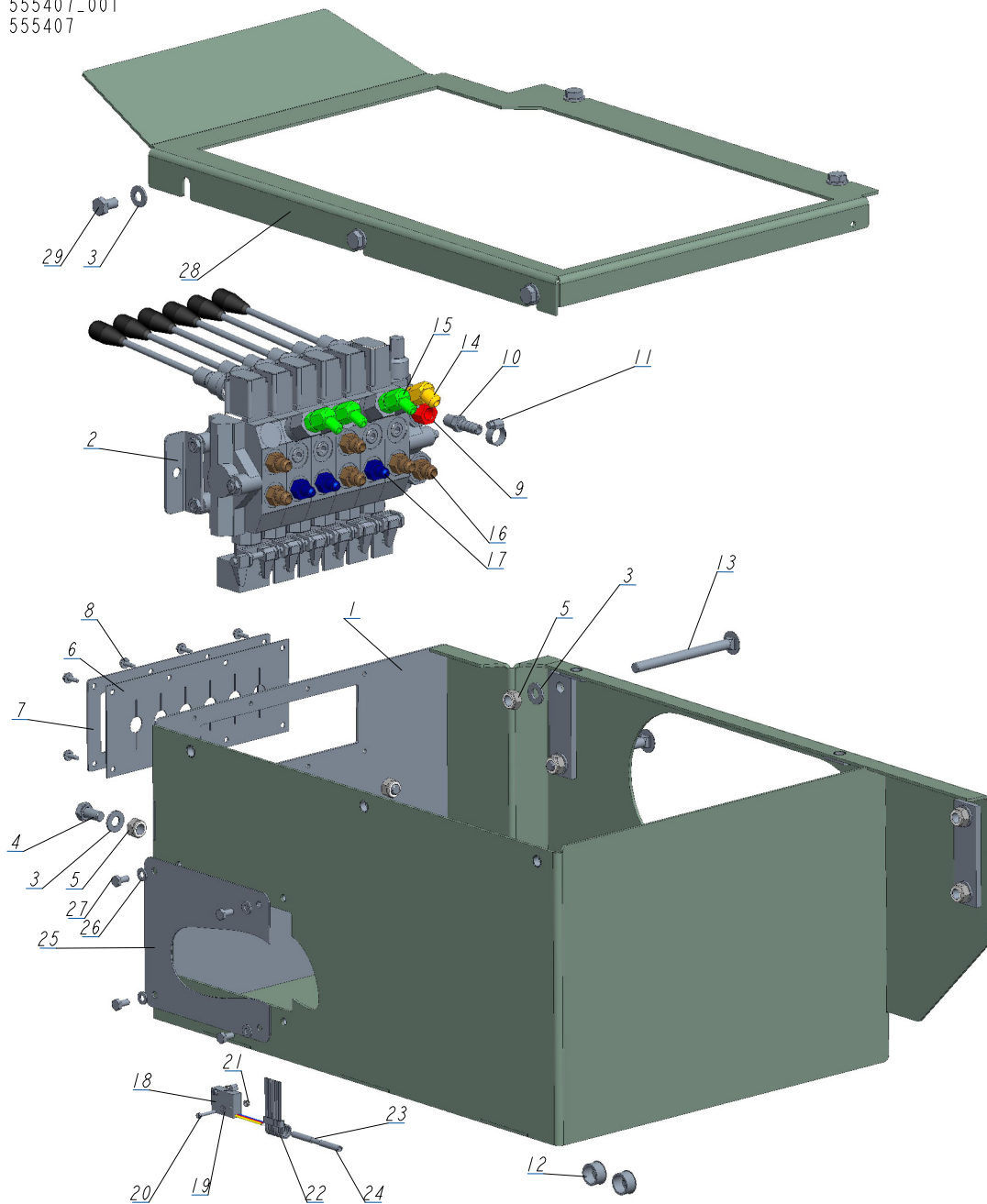


REF.	DESCRIPTION (◆ indicates parts available in assemblies only)	PART #	QTY
-	TWO-PLANE LOG CLAMP (M-TYPE FRAME +100)	544213	1
1	ROD ASSEMBLY, TWO-PLANE LOG CLAMP	544212-1	1
2	ARM WELDMENT, HYDRAULIC CLAMP LINK PTD	086963-1	1
3	WASHER, 25 X 63	088585	5
4	PIN, HYDRAULIC CYLINDER ZINC-PLATED	086979-1	2
5	WASHER 28 FE/ZN5	F81061-1	4
6	PIN, S-ZN 6,3X45 PN-76/M-82001	F81045-2	4
7	BLOCK, LOG CLAMP PAINTED STEEL	088591-1	1
8	ARM, LX450 HYDRAULIC CLAMP LINK	518923-1	1
9	STOP WLDMT, HYDRAULIC LOG CLAMP PAINTED	086980-1	1
10	MOUNTING PLATE, PAINTED	551125-1	1
11	WASHER, Z 22.5 SPLIT LOCK ZINC	F81059-4	1
12	WASHER, 13 FLAT ZINC	F81056-1	4
13	BOLT, M12X40 8.8 HEX HEAD FULL THR.ZINC	F81004-4	2
14	NUT, M12-8 HEX NYLON ZINC LOCK	F81034-2	4
15	BOLT, M24X217/39-8.8-B HEX HEAD ZINC	088586-1	1
16	BOLT, M22X1,5X40-8.8-B HEX HEAD FULL ZINC	F81009-1	1
17	CYLINDER, CJ-596-16-70/32/78 HYDRAULIC	088589	1
18	WASHER, 25 FLAT ZINC	F81061-3	4
19	PIN, B 24X95/85 CLEVIS ZINC	F81049-2	2
20	NUT, Z M20-8-B SLOTTED CASTLE ZINC	F81037-3	2
21	NUT, M24-04-B HEX THIN ZINC	F81039-3	2
22	CYLINDER, CJ-S169-16-40/22/254 HYDRAULIC	088590	1

REF.	DESCRIPTION (◆ indicates parts available in assemblies only)	PART #	QTY	
23	SCREW, M12X55-8.8-B HEX SOCKET HEAD CAP	F81004-23	2	
24	FITTING, 1/4NPTX1/4JIC MALE ELBOW	P09142	2	
25	FITTING, 3/16X3/16 STRAIGHT GREASE	P04107	1	
26	SPACER, HYDRAULIC LOG CLAMP	089324	4	
27	WIPER, ZZ 50X60X7 INCO LOG CLAMP ROD	088587	4	
28	FLANGE, CLAMP ROD WIPER PAINTED	088887-1	4	
29	WASHER, 8.4 FLAT ZINC	F81054-1	8	
30	BOLT, M8X20-8.8-B HEX HEAD FULL THREAD Z	F81002-4	8	
31	ROD WELDMENT, LOG CLAMP VERTICAL PAINTED	088582-1	1	
32	PIN, S-ZN 4 X 45 COTTER	F81043-21	2	
33	WASHER, 10.5 FLAT ZINC	F81055-1	4	
34	BOLT, M10X125 CARRIAGE	F81003-34	4	
35	NUT, M10-8-B HEX NYLON ZINC LOCK	F81033-1	4	
36	BOLT, M12X130-8.8 CARRIAGE HEAD ZINC	F81004-26	2	
37	FITTING, 3/8JIC-1/4NPT 90L	015491	2	

9.37 Front Box. 555407

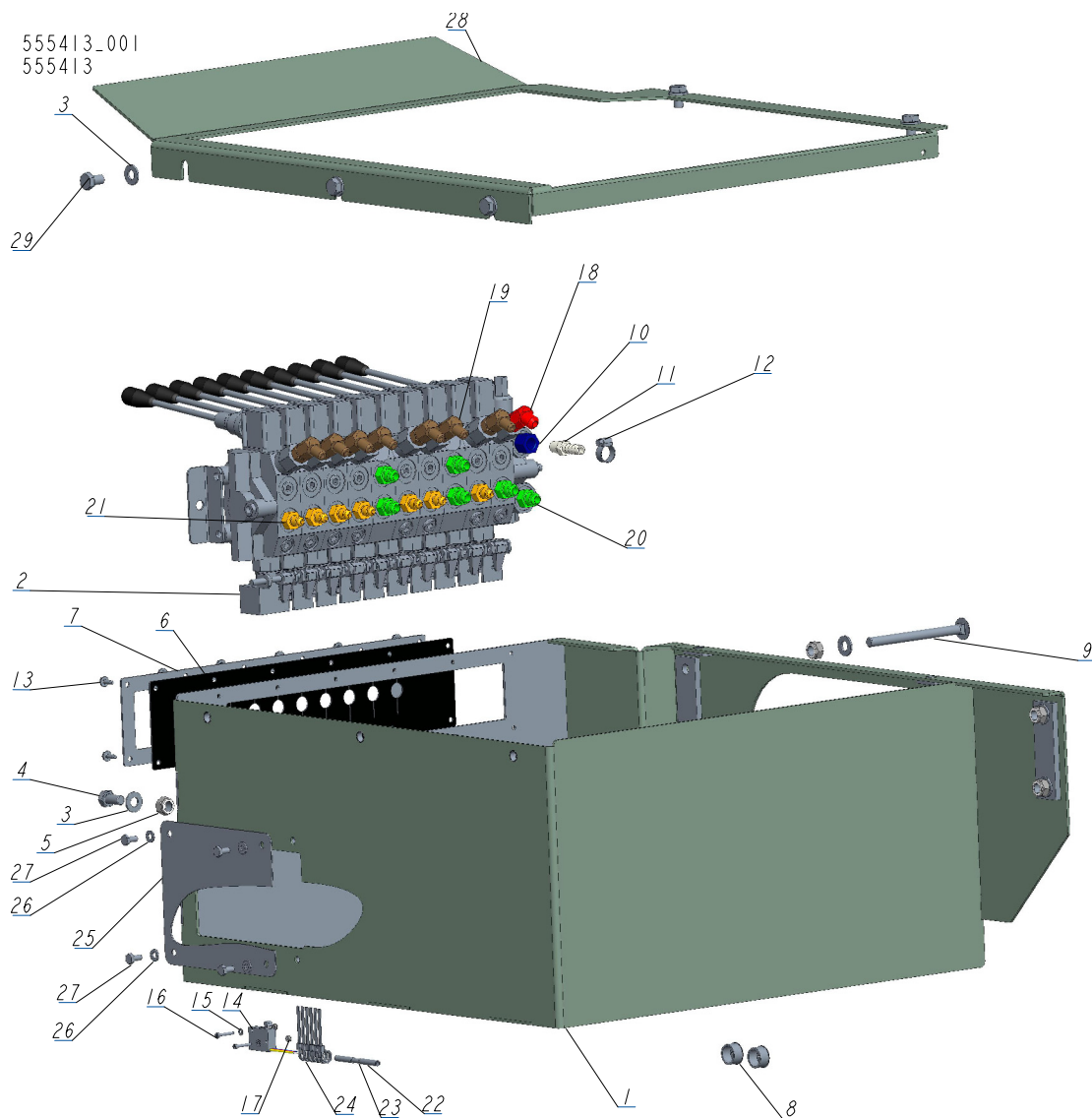
555407_001
555407



REF	DESCRIPTION (◆ indicates parts available in assemblies only)	PART #	QTY
-	BOX, FRONT, 6 SEC. DH3/LT20/LT40/70 COMPLETE	555407	1
1	BOX, FRONT	555417-1	1
2	VALVE, 6 SECTION HDS10/6-6	015260_	1
3	WASHER, 10.5 FLAT ZINC	F81055-1	11
4	BOLT, ISO 4017-M10X20-8.8-A2E HEX HEAD	F81003-53	2
5	NUT, M10-8-B HEX NYLON ZINC LOCK	F81033-1	6
6	GUARD, RUBBER VALVE DOUBLE	015079	1
7	COVER, VALVE GUARD PTD	086519-1	1

REF	DESCRIPTION (◆ indicates parts available in assemblies only)	PART #	QTY	
8	SCREW, #10-24 X 1/2 SELF-TAPPING	F05015-7	8	
9	FITTING, 6SAE MALE-1/4NPT FEMALE	014686	1	
10	FITTING, 1/4NPT-3/8 BARB	014685	1	
11	CLAMP, 11/16 WORM	061807	1	
12	GROMET, WIRE	P04137	2	
13	BOLT, M10X125 8.8 CARRIAGE ZINC	F81003-34	2	
14	FITTING, #6SAE 45 DEG ELBOW	015489	1	
15	FITTING, #4SAE-#6SAE 45 DEG ELBOW	015488	3	
16	FITTING, 3/8 O-RING-3/8JIC	014687	6	
17	FITTING, 1/4JIC-3/8 O-RING	P26284	3	
18	SWITCH, 2A 125V R-LEVER NO/NC/COM	014765	1	
19	WASHER, 3.2 ZINC	F81050-2	2	
20	SCREW, M3X20-5.8-A ZINC	F81000-8	2	
21	NUT, M3-6 ZINC	F81028-2	2	
22	WRAP, TKUV 20/5 TIE	F05089-1	5	
23	CONNECTOR, 16-14GA FI BUTT	F04875-1	2	
24	CABLE, OLFLEX 400P 2X1	R80583-5	1	
25	CAP	555383-1	1	
26	WASHER, 6.4 ZINC FLAT	F81053-1	4	
27	BOLT, M6X12-8.8 HEX HEAD FULL THREAD ZIN	F81001-7	4	
28	COVER, TOP, BOX FRONT	555458-1	1	
29	BOLT, M10X16-8.8 HEX HEAD FULL THREAD ZI	F81003-13	5	

9.38 Front Box. 555413

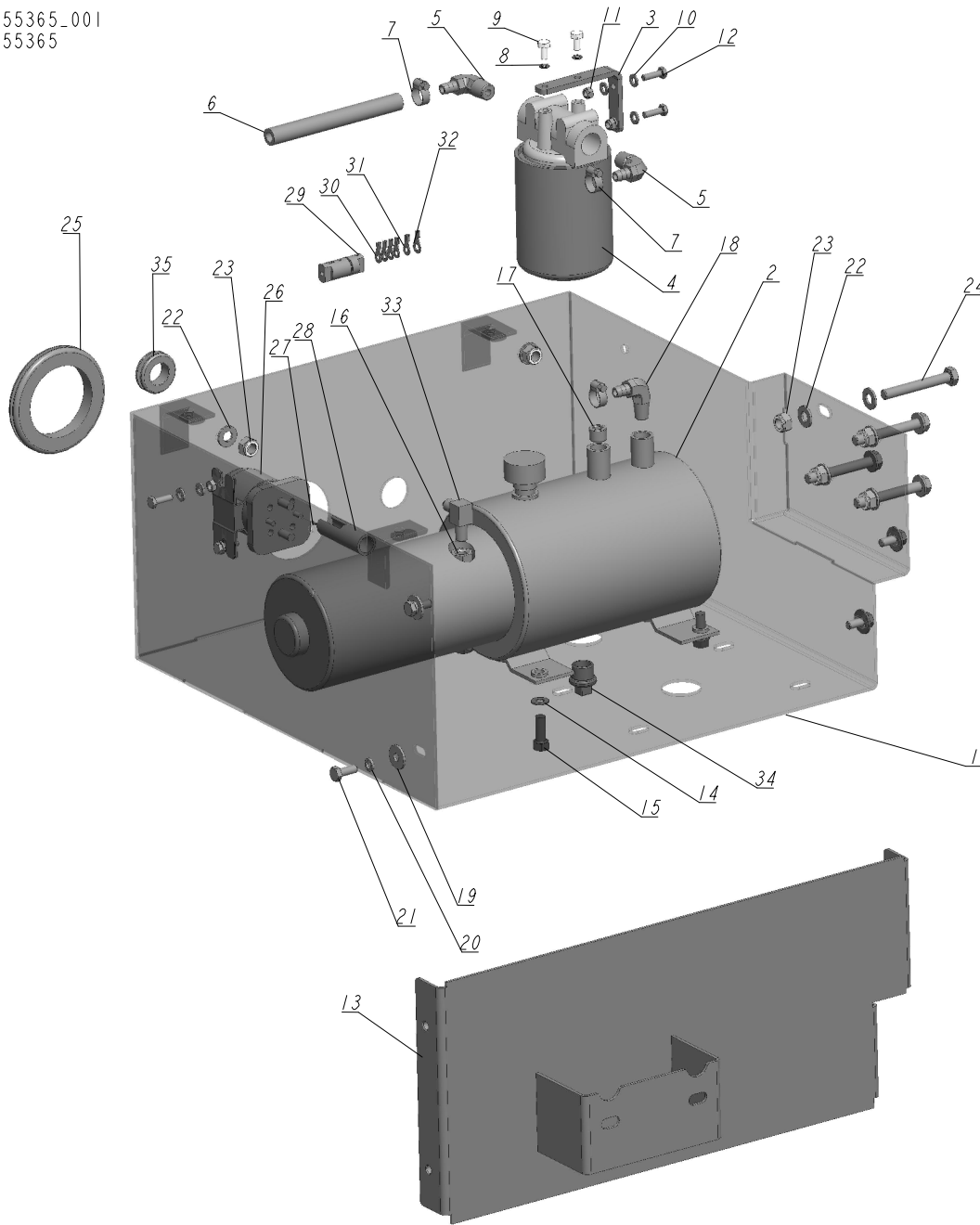


REF	DESCRIPTION (◆ indicates parts available in assemblies only)	PART #	QTY
-	BOX, FRONT 10 SEC. DH5/DH7/LT20/40/70 COMPLETE	555413	1
1	BOX, FRONT	555415-1	1
2	VALVE, HDS11/10-6 10-SECTION	091344	1
3	WASHER, 10.5 FLAT ZINC	F81055-1	11
4	BOLT, ISO 4017-M10X20-8.8-A2E HEX HEAD	F81003-53	2
5	NUT, M10-8-B HEX NYLON ZINC LOCK	F81033-1	6
6	GUARD, 10-SECTION RUBBER HYDRAULIC VALVE	091739	1
7	PLATE, 10-SECTION VALVE	091826-1	1
8	GROMET, WIRE	P04137	2
9	BOLT, M10X125 8.8 CARRIAGE ZINC	F81003-34	2
10	FITTING, 6SAE MALE-1/4NPT FEMALE	014686	1
11	FITTING, 1/4NPT-3/8 BARB	014685	1
12	CLAMP, 11/16 WORM	061807	1
13	#10-24X1/2 SLF TP SC	F05015-7	12

REF	DESCRIPTION (◆ indicates parts available in assemblies only)	PART #	QTY	
14	SWITCH, 2A 125V R-LEVER NO/NC/COM	014765	1	
15	WASHER, 3.2 FLAT ZINC	F81050-2	2	
16	SCREW, M3X20-5.8-A SLOTTED CHEESE HEAD Z	F81000-8	2	
17	NUT, M3-6 HEX NYLON ZINC LOCK	F81028-2	2	
18	FITTING, #6SAE 45 DEG ELBOW	015489	1	
19	FITTING, #4SAE-#6SAE 45 DEG ELBOW	015488	7	
20	FITTING, 3/8 O-RING-3/8JIC	014687	6	
21	FITTING, 1/4JIC-3/8 O-RING	P26284	7	
22	CABLE, OLFLEX 400P 2X1	R80583-5	1	
23	CONNECTOR, 16-14GA FI BUTT	F04875-1	2	
24	WRAP, TKUV 20/5 TIE	F05089-1	6	
25	CAP	555383-1	1	
26	WASHER, M6, FLAT,ZINC	F81053-1	4	
27	BOLT, M6X12-8.8 HEX HEAD FULL THREAD ZIN	F81001-7	4	
28	COVER, TOP, BOX, FRONT	555382-1	1	
29	BOLT, M10X16-8.8 HEX HEAD FULL THREAD ZI	F81003-13	5	

9.39 Rear Box. 555365

555365_001
555365

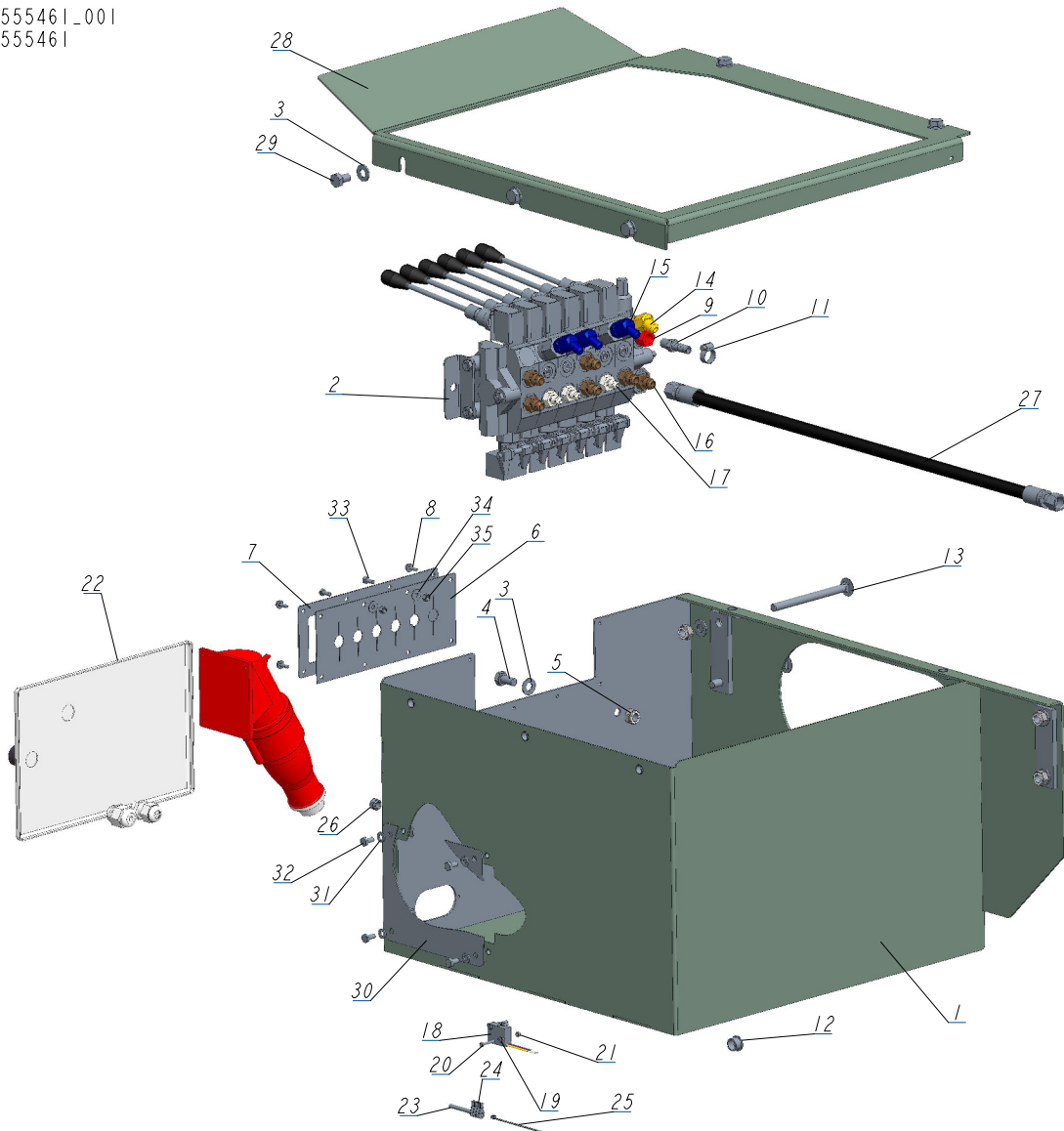


REF	DESCRIPTION (◆ indicates parts available in assemblies only)	PART #	QTY
-	BOX, REAR LT20/DC COMPLETE	555365	1
1	BOX, REAR	555371-1	1
2	PUMP ASSY, W/MOTOR HYDRAULIC	P12701	1
3	BRACKET, OIL FILTER	550029-1	1
4	MANIFOLD, W/FILTER	P22683	1
5	FITTING, 1/2NPT-3/8 BARB ELBOW	P12707	2
6	HOSE, 3/8" LOW PRESSURE HYDRAULIC	R01892-1	1
7	CLAMP, 11/16 WORM	061807	3
8	WASHER, Z 6.1 SPLIT LOCK	F81053-3	2

REF	DESCRIPTION (◆ indicates parts available in assemblies only)	PART #	QTY	
9	BOLT, 1/4-20X1/2 HEX HEAD	F05005-15	2	
10	WASHER, M6, FLAT,ZINC	F81053-1	8	
11	NUT, M6-8-B NYLON HEX ZINC LOCK	F81031-2	4	
12	BOLT, M6X20 8.8 HEX HEAD FULL THREAD ZIN	F81001-2	4	
13	PLATE, SIDE	555378-1	1	
14	WASHER, 8.4 FLAT,ZINC	F81054-1	4	
15	BOLT, 3/8-16X1 HEX HEAD	F05007-7	4	
16	FITTING, 3/8" NPT X 1/4" NPT REDUCER	015490	1	
17	CAP, 3/8 " NPT HYDRAULIC PUMP TANK	085694	1	
18	FITTING, 3/8NPT-3/8 BARB ELBOW	P12708	1	
19	WASHER, 8.5 SPECIAL FLAT ZINC	F81054-11	4	
20	WASHER 8,2 SPLIT LOCK ZINC	F81054-4	4	
21	BOLT, M8X20-8.8-B HEX HEAD FULL THREAD Z	F81002-4	4	
22	WASHER, 10.5 FLAT ZINC	F81055-1	10	
23	NUT, M10-8-B HEX NYLON ZINC LOCK	F81033-1	6	
24	BOLT, M10X75-8.8 HEX HEAD ZINC	F81003-15	4	
25	COVER, 80 MM RUBBER	089293	1	
26	SOLENOID, 200A 12V SPST CONT. DUTY	015470	1	
27	DIODE, INDUCTIVE KICK PROTECTION - COMPL	087496	1	
28	BOOT, 5/8 BLACK BATTERY TERMINAL	S11947	1	
29	FITTING, FUSE, WITH WIRE CE PROTECTION	E85238	1	
30	TERMINAL, KO 2.5/5 RING	F81064-1	4	
31	TERMINAL, KO 1/10 RING	F81064-11	1	
32	TERMINAL, 2.5/6 RING	F81064-13	1	
33	FITTING, 3/8JIC-1/4NPT 90 ELBOW	015491	1	
34	CAP, 1/2" PEX TUBE, ZINC KILN	095355	1	
35	GROMMET, 22MM RUBBER	087400	1	

9.40 Front Box. 555461

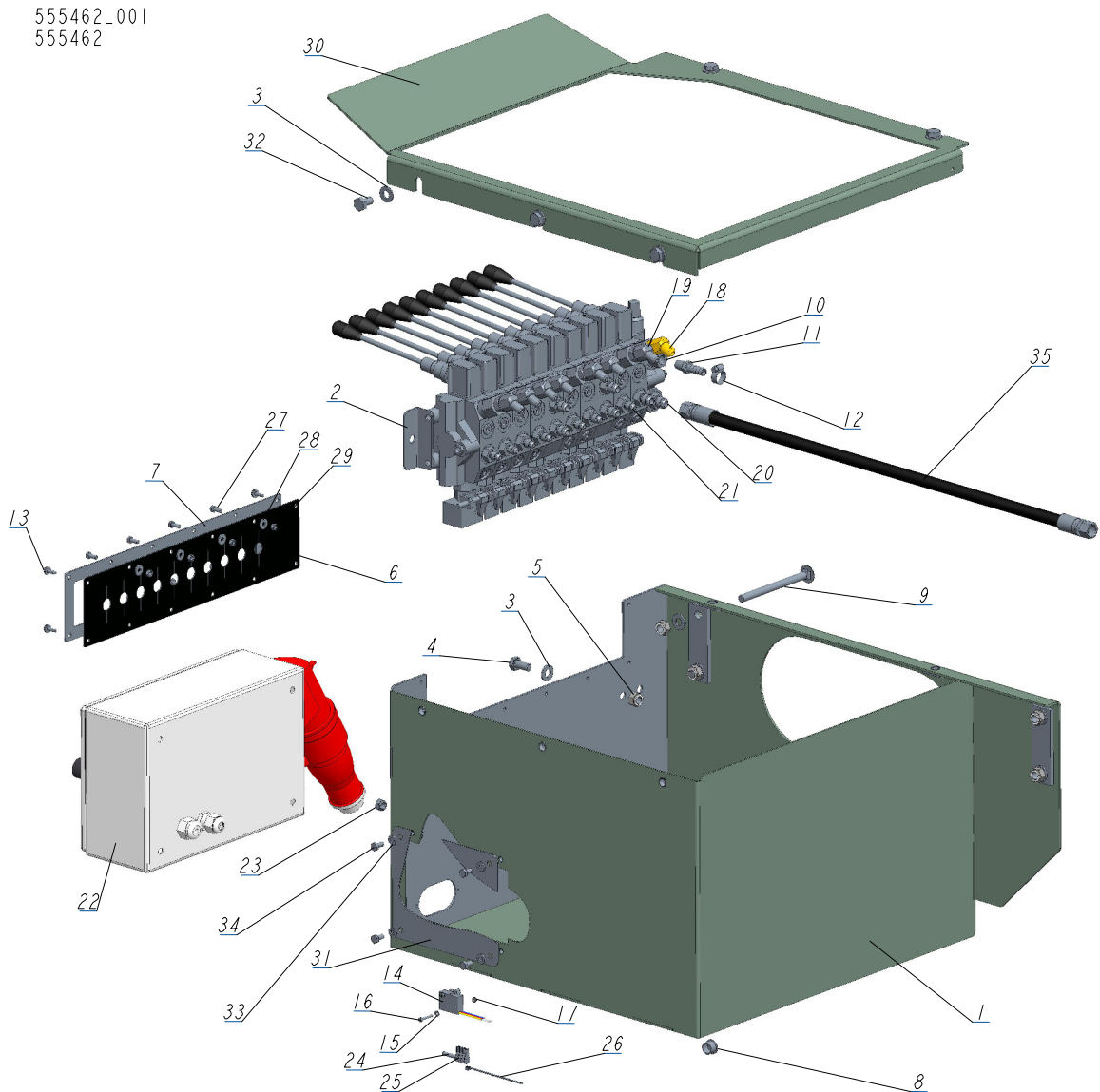
555461_001
555461



REF	DESCRIPTION (◆ indicates parts available in assemblies only)	PART #	QTY
-	BOX, FRONT. 6 SEC. AH3/LT20	555461	1
1	BOX, FRONT	555463-1	1
2	VALVE, 6 SECTION HDS10/6-6	015260_	1
3	WASHER, 10.5 FLAT ZINC	F81055-1	10
4	BOLT, M10X20-5 8 HEX HEAD FULL THREAD ZI	F81003-1	2
5	NUT, M10-8-B HEX NYLON ZINC LOCK	F81033-1	5
6	GUARD, RUBBER VALVE DOUBLE	015079	1
7	COVER, VALVE GUARD PTD	086519-1	1
8	SCREW, #10-24 X 1/2" SELF-TAPPING	F05015-7	6
9	FITTING, 6SAE MALE-1/4NPT FEMALE	014686	1
10	FITTING, 1/4NPT-3/8 BARB	014685	1
11	CLAMP, 11/16 WORM	061807	1

REF	DESCRIPTION (◆ indicates parts available in assemblies only)	PART #	QTY	
12	BUSHING, 15,9 UB625 CONDUIT	086816	1	
13	BOLT, M10X125 8.8 CARRIAGE ZINC	F81003-34	2	
14	FITTING, #6SAE 45 DEG ELBOW	015489	1	
15	FITTING, #4SAE-#6SAE 45 DEG ELBOW	015488	3	
16	FITTING, 3/8" O-RING 3/8 JIC	014687	6	
17	FITTING, 1/4JIC-3/8 O-RING	P26284	3	
18	SWITCH, 2A 125V R-LEVER NO/NC/COM	014765	1	
19	WASHER, 3.2 FLAT ZINC	F81050-2	2	
20	SCREW, M3X20-5.8-A-SLOTTED CHEESE HEAD Z	F81000-8	2	
21	NUT, M3-6 NYLON ZINC LOCK	F81028-2	2	
22	ELECTRIC BOX, LT20 5,5 KW	553523	1	
23	CABLE, OLFLEX CLASIC 400P 4G2,5	R80585-6	1	
24	END, KO 2,5/5 CONDUCTOR	F81064-1	4	
25	TIE WRAP, TK 9/3	F81082-4	1	
26	NUT, M8-8-B HEX NYLON ZINC LOCK	F81032-2	2	
27	PHD 2T3/8X6.80 W9/16UNF-W9/16UNF	555366	1	
28	COVER TOP, BOX FRONT	555440-1	1	
29	BOLT, M10X16-8.8 HEX HEAD FULL THREAD ZI	F81003-13	5	
30	CAP	555383-1	1	
31	WASHER, 6.4 FLAT ZINC	F81053-1	4	
32	BOLT, M6X12-8.8 HEX HEAD FULL THREAD ZIN	F81001-7	4	
33	BOLT, M5X12-5.8 HEX HEAD FULL THREAD ZIN	F81000-5	2	
34	WASHER, 5.5 FLAT ZINC SPECIAL	F81052-3	2	
35	NUT, M5-8 HEX ZINC	F81030-1	2	

9.41 Front Box. 555462

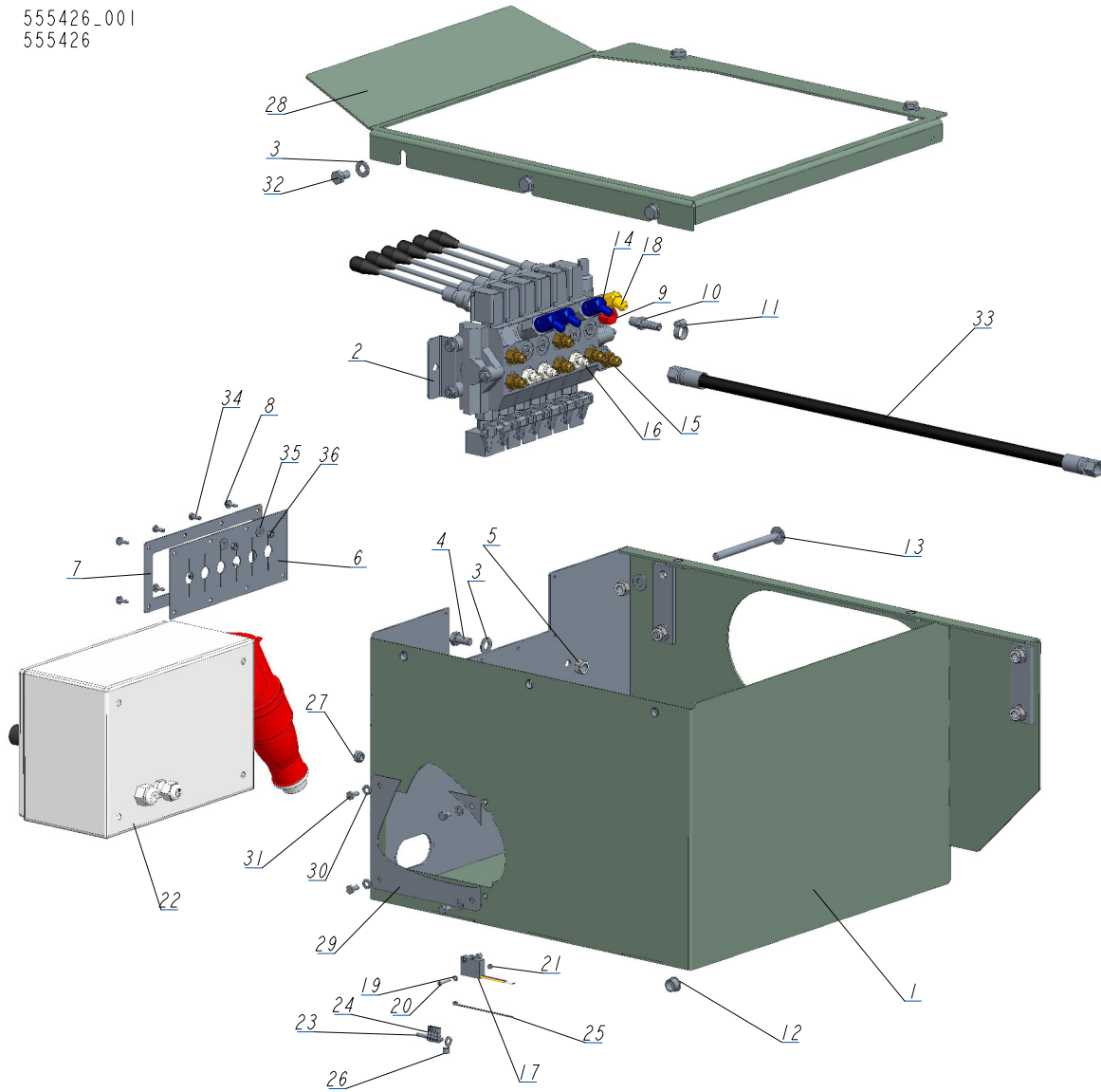


REF	DESCRIPTION (◆ indicates parts available in assemblies only)	PART #	QTY
-	BOX, FRONT 10 SEC. AH5/AH7/LT20	555462	1
1	BOX, FRONT	555443-1	1
2	VALVE, HDS11/10- 8-SECTION HYDRAULIC	091344	1
3	WASHER, 10.5 FLAT ZINC	F81055-1	11
4	BOLT, M10X20-5.8 HEX HEAD FULL THREAD ZI	F81003-1	2
5	NUT, M10-8-B NYLON HEX ZINC LOCK	F81033-1	6
6	GUARD, RUBBER HYDRAULIC VALVE 10-SECTION	091739	1
7	PLATE, 10-SECTION VALVE PAINTED	091826-1	1
8	GROMMET, 15,9 UB625 RUBBER	086816	1
9	BOLT, M10X125 CARRIAGE	F81003-34	2
10	FITTING, 6SAE MALE-1/4NPT FEMALE	014686	1
11	FITTING, 1/4NPT-3/8 BARB	014685	1
12	CLAMP, 11/16 WORM	061807	1

REF	DESCRIPTION (◆ indicates parts available in assemblies only)	PART #	QTY	
13	BOLT, #10-24X1/2 SELF-TAPPING	F05015-7	8	
14	MICROSWITCH, HYDRAULIC VALVE	014765	1	
15	WASHER, 3.2 FLAT ZINC	F81050-2	2	
16	SCREW, M3X20-5.8-A-PAN HEAD	F81000-8	2	
17	NUT, M3-6- HEX NYLON ZINC LOCK	F81028-2	2	
18	FITTING, #6SAE 45 DEG ELBOW	015489	1	
19	FITTING, #4 SAE - #6 SAE 45° ELBOW	015488	7	
20	FITTING, 3/8" O-RING X 3/8" JIC	014687	6	
21	FITTING, 1/4JIC-3/8 O-RING	P26284	7	
22	ELECTRIC BOX, LT20 5,5 KW	553523	1	
23	NUT, M8-8-B HEX NYLON ZINC LOCK	F81032-2	2	
24	CABLE, OLFLEX CLASIC 400P 4G2,5	R80585-6	1	
25	TERMINAL, KO 2.5/5 RING	F81064-1	4	
26	TIE WRAP, TK 9/3	F81082-4	1	
27	BOLT, M5 X 12-5.8-HEX HEAD FULL THREAD Z	F81000-5	4	
28	WASHER, 5.5 SPECIAL FLAT ZINC	F81052-3	4	
29	NUT, M5 8 HEX ZINC	F81030-1	4	
30	COVER TOP, BOX FRONT	555440-1	1	
31	CAP	555383-1	1	
32	BOLT, M10X16-8.8 HEX HEAD FULL THREAD ZI	F81003-13	5	
33	WASHER, 6.4 FLAT ZINC	F81053-1	4	
34	BOLT, M6X12-8.8 HEX HEAD FULL THREAD ZIN	F81001-7	4	
35	PHD 2T3/8X6.80 W9/16UNF-W9/16UNF	555366	1	

9.42 Front Box. 555426

555426_001
555426

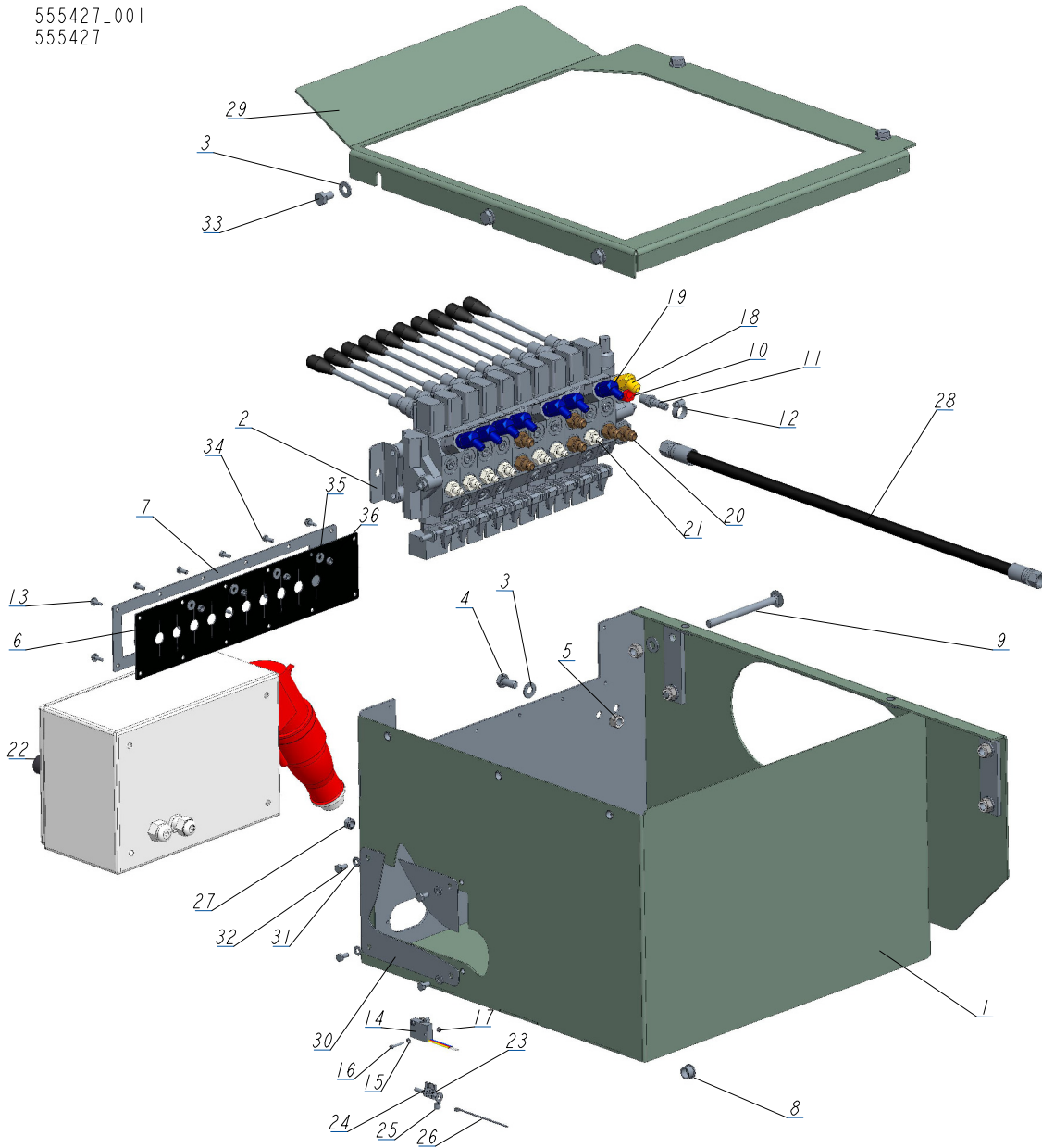


REF	DESCRIPTION (◆ indicates parts available in assemblies only)	PART #	QTY
-	BOX, FRONT 6 SEC. AH3/LT40/70	555426	1
1	BOX, FRONT	555463-1	1
2	VALVE, 6 SECTION HDS10/6-6	015260_	1
3	WASHER, 10.5 FLAT ZINC	F81055-1	11
4	BOLT, ISO 4017-M10X20-8.8-A2E HEX HEAD	F81003-53	2
5	NUT, M10-8-B HEX NYLON ZINC LOCK	F81033-1	6
6	GUARD, RUBBER VALVE DOUBLE	015079	1
7	COVER, VALVE GUARD PTD	086519-1	1
8	SCREW, #10-24 X 1/2" SELF-TAPPING	F05015-7	6
9	FITTING, 6SAE MALE-1/4NPT FEMALE	014686	1
10	FITTING, 1/4NPT-3/8 BARB	014685	1
11	CLAMP, 11/16 WORM	061807	1

REF	DESCRIPTION (◆ indicates parts available in assemblies only)	PART #	QTY	
12	BUSHING, 15,9 UB625 CONDUIT	086816	1	
13	BOLT, M10X125 8.8 CARRIAGE ZINC	F81003-34	2	
14	FITTING, #4SAE-#6SAE 45 DEG ELBOW	015488	3	
15	FITTING, 3/8" O-RING 3/8 JIC	014687	6	
16	FITTING, 1/4JIC-3/8 O-RING	P26284	3	
17	SWITCH, 2A 125V R-LEVER NO/NC/COM	014765	1	
18	FITTING, #6SAE 45 DEG ELBOW	015489	1	
19	WASHER, 3.2 FLAT ZINC	F81050-2	2	
20	SCREW, M3X20-5.8-A-SLOTTED CHEESE HEAD Z	F81000-8	2	
21	NUT, M3-6 NYLON ZINC LOCK	F81028-2	2	
22	BOX, LT40/70 ELECTRICAL	566251	1	
	DOOR, 566251 200x300x150 ELECTRIC BOX	084686	1	
23	CABLE, OLFLEX CLASIC 400P 4G2,5	R80585-6	1	
24	END, KO 2,5/5 CONDUCTOR	F81064-1	4	
25	TIE WRAP, TK 9/3	F81082-4	1	
26	TERMINAL, KO1/8 RING	F05092-7	1	
27	NUT, M8-8-B HEX NYLON ZINC LOCK	F81032-2	4	
28	COVER TOP, BOX FRONT	555440-1	1	
29	CAP	555383-1	1	
30	WASHER, 6.4 FLAT ZINC	F81053-1	4	
31	BOLT, M6X12-8.8 HEX HEAD FULL THREAD ZIN	F81001-7	4	
32	BOLT, M10X16-8.8 HEX HEAD FULL THREAD ZI	F81003-13	5	
33	PHD 2T3/8X6.80 W9/16UNF-W9/16UNF	555366	1	
34	BOLT, M5X12-5.8 HEX HEAD FULL THREAD ZIN	F81000-5	2	
35	WASHER, 5.5 FLAT ZINC SPECIAL	F81052-3	2	
36	NUT, M5-8 HEX ZINC	F81030-1	2	

9.43 Front Box. 555427

555427_001
555427

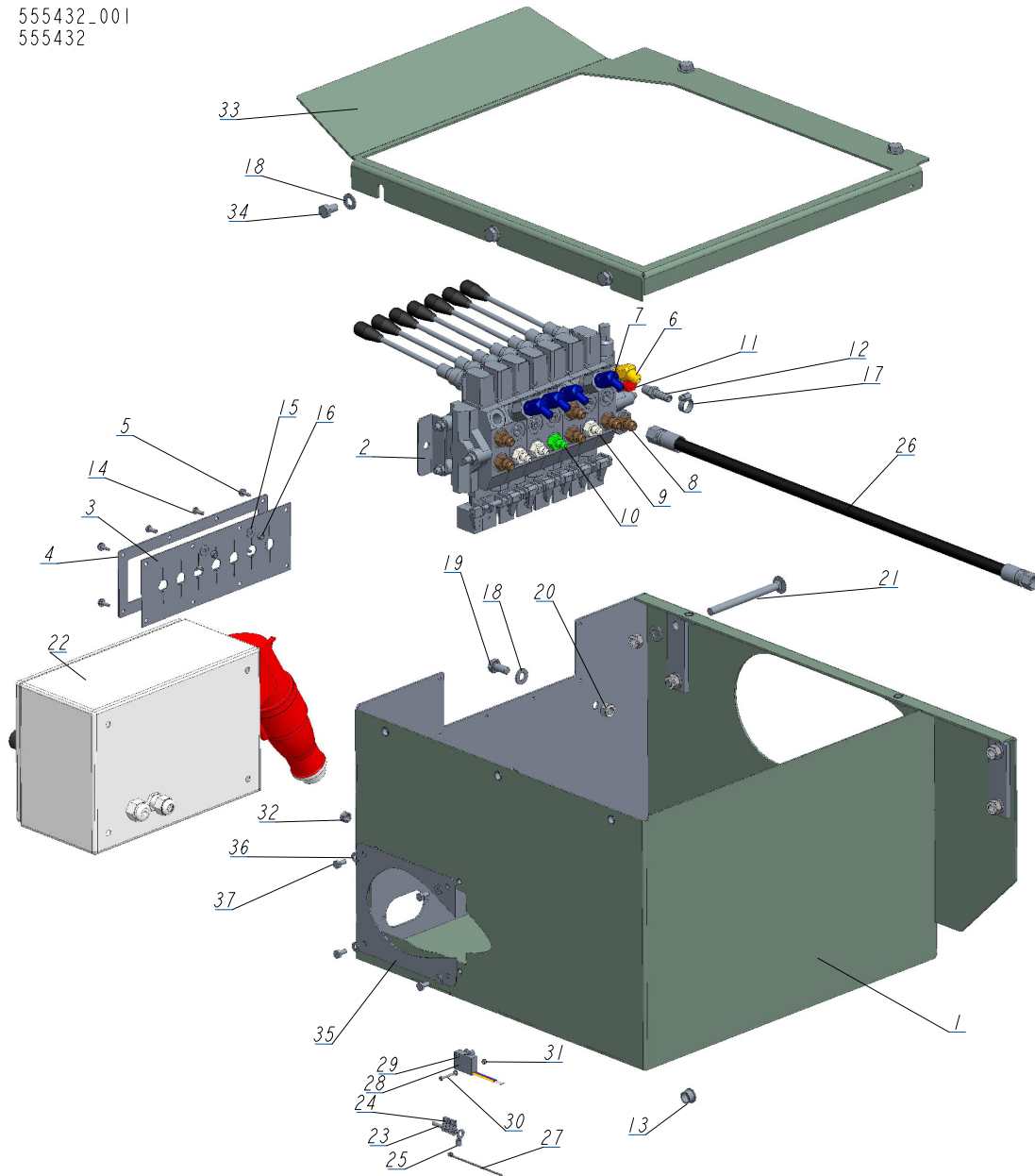


REF	DESCRIPTION (◆ indicates parts available in assemblies only)	PART #	QTY
-	BOX FRONT 10 SEC. AH5/AH7/LT40/70	555427	1
1	BOX, FRONT	555443-1	1
2	VALVE, HDS11/10-6 10-SECTION	091344	1
3	WASHER, 10.5 FLAT ZINC	F81055-1	11
4	BOLT, ISO 4017-M10X20-8.8-A2E HEX HEAD	F81003-53	2
5	NUT, M10-8-B HEX NYLON ZINC LOCK	F81033-1	6
6	GUARD, 10-SECTION RUBBER HYDRAULIC VALVE	091739	1
7	PLATE, 10-SECTION VALVE	091826-1	1
8	BUSHING, 15,9 UB625 CONDUIT	086816	1
9	BOLT, M10X125 8.8 CARRIAGE ZINC	F81003-34	2
10	FITTING, 6SAE MALE-1/4NPT FEMALE	014686	1

REF	DESCRIPTION (◆ indicates parts available in assemblies only)	PART #	QTY	
11	FITTING, 1/4NPT-3/8 BARB	014685	1	
12	CLAMP, 11/16 WORM	061807	1	
13	SCREW, #10-24 X 1/2" SELF-TAPPING	F05015-7	8	
14	SWITCH, 2A 125V R-LEVER NO/NC/COM	014765	1	
15	WASHER, 3.2 FLAT ZINC	F81050-2	2	
16	SCREW, M3X20-5.8-A-SLOTTED CHEESE HEAD Z	F81000-8	2	
17	NUT, M3-6 NYLON ZINC LOCK	F81028-2	2	
18	FITTING, #6SAE 45 DEG ELBOW	015489	1	
19	FITTING, #4SAE-#6SAE 45 DEG ELBOW	015488	7	
20	FITTING, 3/8" O-RING 3/8 JIC	014687	6	
21	FITTING, 1/4JIC-3/8 O-RING	P26284	7	
22	BOX, LT40/70 ELECTRICAL	566251	1	
	DOOR, 566251 200x300x150 ELECTRIC BOX	084686	1	
23	CABLE, OLFLEX CLASIC 400P 4G2,5	R80585-6	1	
24	END, KO 2,5/5 CONDUCTOR	F81064-1	4	
25	TERMINAL, KO1/8 RING	F05092-7	1	
26	TIE WRAP, TK 9/3	F81082-4	1	
27	NUT, M8-8-B HEX NYLON ZINC LOCK	F81032-2	4	
28	PHD 2T3/8X6.80 W9/16UNF-W9/16UNF	555366	1	
29	COVER TOP, BOX FRONT	555440-1	1	
30	CAP	555383-1	1	
31	WASHER, 6.4 FLAT ZINC	F81053-1	4	
32	BOLT, M6X12-8.8 HEX HEAD FULL THREAD ZIN	F81001-7	4	
33	BOLT, M10X16-8.8 HEX HEAD FULL THREAD ZI	F81003-13	5	
34	BOLT, M5X12-5.8 HEX HEAD FULL THREAD ZIN	F81000-5	4	
35	WASHER, 5.5 FLAT ZINC SPECIAL	F81052-3	4	
36	NUT, M5-8 HEX ZINC	F81030-1	4	

9.44 Front Box. 555432

555432_001
555432

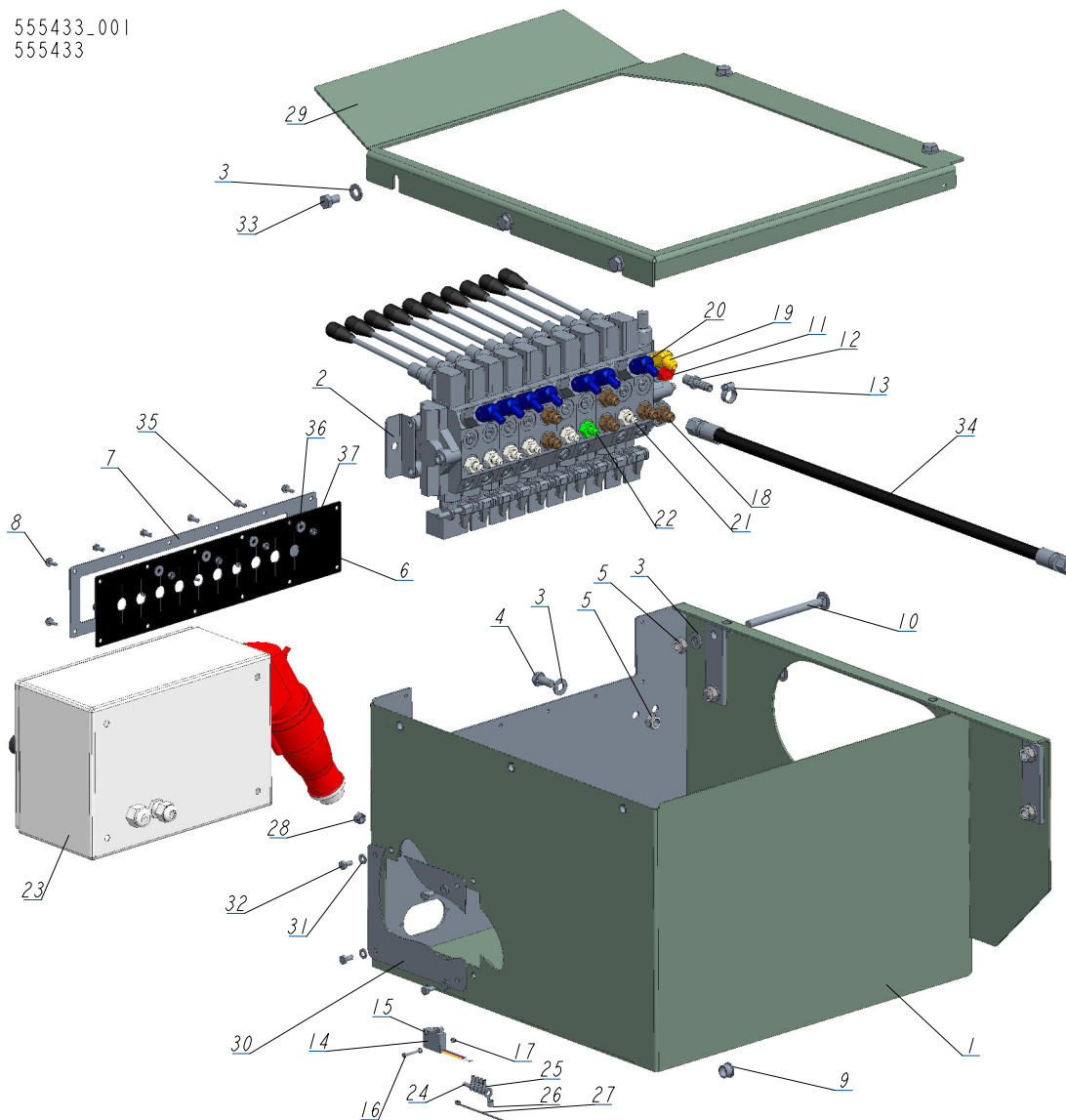


REF	DESCRIPTION (◆ indicates parts available in assemblies only)	PART #	QTY
-	BOX, FRONT. 7 SEC. AHP3/LT40/70	555432	1
1	BOX, FRONT	555464-1	1
2	VALVE, 7-SECTION DC HYDRAULIC	545657	1
3	COVER, RUBBER (7 SECTIONS)	510566	1
4	PLATE, RUBBER COVER MOUNT	510567-1	1
5	BOLT, #10-24X1/2 SELF-TAPPING	F05015-7	6
6	FITTING, #6SAE 45 DEG ELBOW	015489	1
7	FITTING, #4 SAE - #6 SAE 45° ELBOW	015488	4
8	FITTING, 3/8" O-RING X 3/8" JIC	014687	6
9	FITTING, 1/4JIC-3/8 O-RING	P26284	3
10	ZN-140 UNF9/16-18/7/16-20	555134	1

REF	DESCRIPTION (◆ indicates parts available in assemblies only)	PART #	QTY	
11	FITTING, 6SAE MALE-1/4NPT FEMALE	014686	1	
12	FITTING, 1/4NPT-3/8 BARB	014685	1	
13	GROMMET, 15,9 UB625 RUBBER	086816	1	
14	BOLT, M5X12 8.8 HEX HEAD FULL THREAD ZIN	F81000-5	2	
15	WASHER, 5.5 SPECIAL FLAT ZINC	F81052-3	2	
16	NUT, M5 8 HEX ZINC	F81030-1	2	
17	CLAMP, 11/16 WORM	061807	1	
18	WASHER, 10.5 FLAT ZINC	F81055-1	11	
19	BOLT, ISO 4017-M10X20-8.8-A2E HEX HEAD	F81003-53	2	
20	NUT, M10-8-B HEX NYLON ZINC LOCK	F81033-1	6	
21	BOLT, M10X125 CARRIAGE	F81003-34	2	
22	BOX, LT40/70 ELECTRICAL	566251	1	
	DOOR, 566251 200x300x150 ELECTRIC BOX	084686	1	
23	CABLE, OLFLEX CLASIC 400P 4G2,5	R80585-6	1	
24	TERMINAL, KO 2.5/5 RING	F81064-1	4	
25	TERMINAL, KO1/8 RING	F05092-7	1	
26	PHD 2T3/8X6.80 W9/16UNF-W9/16UNF	555366	1	
27	TIE WRAP, TK 9/3	F81082-4	1	
28	MICROSWITCH, HYDRAULIC VALVE	014765	1	
29	WASHER, 3.2-LAT ZINC	F81050-2	2	
30	SCREW, M3X20-5.8-A-PAN HEAD ZINC	F81000-8	2	
31	NUT, M3-6-HEX NYLON ZINC LOCK	F81028-2	2	
32	NUT, M8-8-B HEX NYLON ZINC LOCK	F81032-2	4	
33	COVER TOP, BOX FRONT	555440-1	1	
34	BOLT, M10X16-8.8 HEX HEAD FULL THREAD ZI	F81003-13	5	
35	CAP	555383-1	1	
36	WASHER, 6.4 FLAT ZINC	F81053-1	4	
37	BOLT, M6X12-8.8 HEX HEAD FULL THREAD ZIN	F81001-7	4	

9.45 Front Box. 555433

555433_001
555433

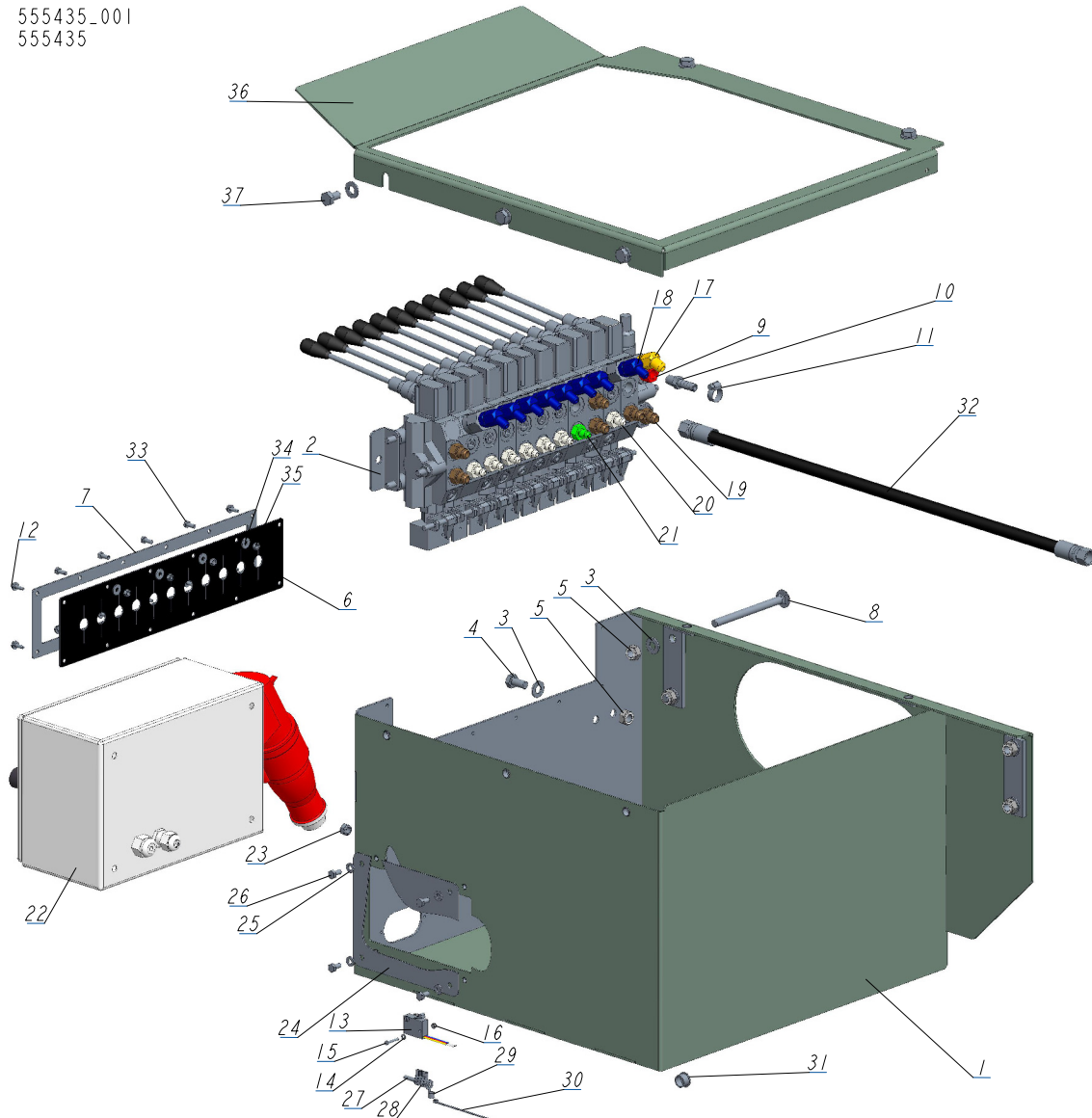


REF	DESCRIPTION (◆ indicates parts available in assemblies only)	PART #	QTY
-	BOX, FRONT 10 SEC. AHP5/LT40/70	555433	1
1	BOX, FRONT	555443-1	1
2	VALVE, HDS11/10- 8-SECTION HYDRAULIC	091344	1
3	WASHER, 10.5 FLAT ZINC	F81055-1	11
4	BOLT, ISO 4017-M10X20-8.8-A2E HEX HEAD	F81003-53	2
5	NUT, M10-8-B HEX NYLON ZINC LOCK	F81033-1	6
6	GUARD, RUBBER HYDRAULIC VALVE 10-SECTION	091739	1
7	PLATE, 10-SECTION VALVE PAINTED	091826-1	1
8	BOLT, #10-24X1/2 SELF-TAPPING	F05015-7	8
9	GROMMET, 15,9 UB625 RUBBER	086816	1
10	BOLT, M10X125 CARRIAGE	F81003-34	2
11	FITTING, 6SAE MALE-1/4NPT FEMALE	014686	1
12	FITTING, 1/4NPT-3/8 BARB	014685	1

REF	DESCRIPTION (◆ indicates parts available in assemblies only)	PART #	QTY	
13	CLAMP, 11/16 WORM	061807	1	
14	MICROSWITCH, HYDRAULIC VALVE	014765	1	
15	WASHER, 3.2-LAT ZINC	F81050-2	2	
16	SCREW, M3X20-5.8-A-PAN HEAD ZINC	F81000-8	2	
17	NUT, M3-6-HEX NYLON ZINC LOCK	F81028-2	2	
18	FITTING, 3/8" O-RING X 3/8" JIC	014687	6	
19	FITTING, #6SAE 45 DEG ELBOW	015489	1	
20	FITTING, #4 SAE - #6 SAE 45° ELBOW	015488	7	
21	FITTING, 1/4JIC-3/8 O-RING	P26284	6	
22	ZN-140 UNF9/16-18/7/16-20	555134	1	
23	BOX, LT40/70 ELECTRICAL	566251	1	
	DOOR, 566251 200x300x150 ELECTRIC BOX	084686	1	
24	CABLE, OLFLEX CLASIC 400P 4G2,5	R80585-6	1	
25	TERMINAL, KO 2.5/5 RING	F81064-1	4	
26	TERMINAL, KO1/8 RING	F05092-7	1	
27	TIE WRAP, TK 9/3	F81082-4	1	
28	NUT, M8-8-B HEX NYLON ZINC LOCK	F81032-2	4	
29	COVER TOP, BOX FRONT	555440-1	1	
30	CAP	555383-1	1	
31	WASHER, 6.4 FLAT ZINC	F81053-1	4	
32	BOLT, M6X12-8.8 HEX HEAD FULL THREAD ZIN	F81001-7	4	
33	BOLT, M10X16-8.8 HEX HEAD FULL THREAD ZI	F81003-13	5	
34	PHD 2T3/8X6.80 W9/16UNF-W9/16UNF	555366	1	
35	BOLT, M5X12 8.8 HEX HEAD FULL THREAD ZIN	F81000-5	4	
36	WASHER, 5.5 SPECIAL FLAT ZINC	F81052-3	4	
37	NUT, M5 8 HEX ZINC	F81030-1	4	

9.46 Front Box. 555435

555435_001
555435

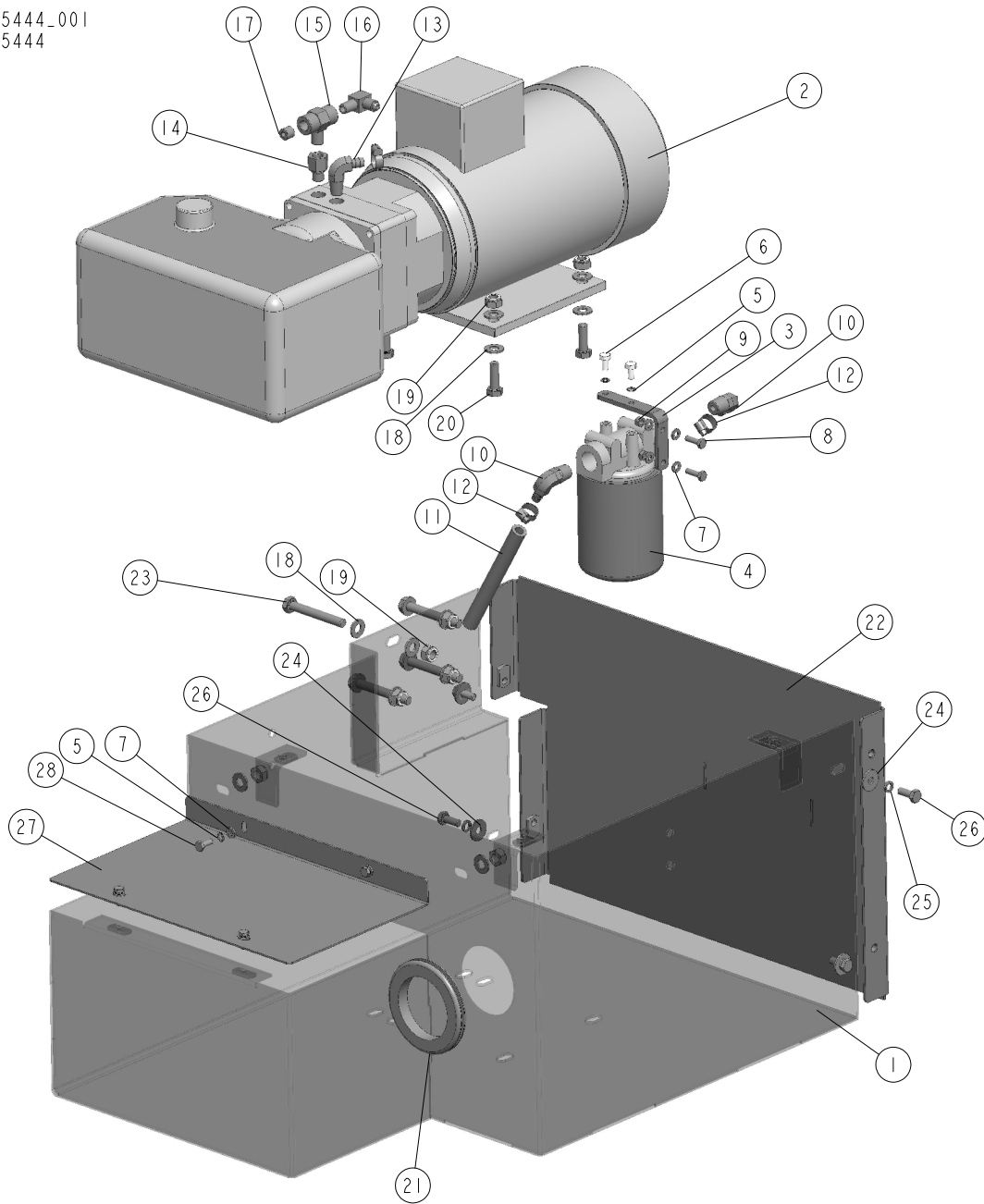


REF	DESCRIPTION (◆ indicates parts available in assemblies only)	PART #	QTY
-	BOX, FRONT 11SEC. AHP7/LT40/70 COMPLETE	555435	1
1	BOX, FRONT	555443-1	1
2	VALVE 11 SEC. HDS11/10	510568_	1
3	WASHER, 10.5 FLAT ZINC	F81055-1	11
4	BOLT, ISO 4017-M10X20-8.8-A2E HEX HEAD	F81003-53	2
5	NUT, M10-8-B HEX NYLON ZINC LOCK	F81033-1	6
6	COVER, 11-SECTION VALVE RUBBER	518926	1
7	COVER, 11-SECTION VALVE GUARD	510571-1	1
8	BOLT, M10X125 CARRIAGE	F81003-34	2
9	FITTING, 6SAE MALE-1/4NPT FEMALE	014686	1
10	FITTING, 1/4NPT-3/8 BARB	014685	1
11	CLAMP, 11/16 WORM	061807	1
12	BOLT, #10-24X1/2 SELF-TAPPING	F05015-7	8

REF	DESCRIPTION (◆ indicates parts available in assemblies only)	PART #	QTY	
13	MICROSWITCH, HYDRAULIC VALVE	014765	1	
14	WASHER, 3.2-LAT ZINC	F81050-2	2	
15	SCREW, M3X20-5.8-A-PAN HEAD ZINC	F81000-8	2	
16	NUT, M3-6-HEX NYLON ZINC LOCK	F81028-2	2	
17	FITTING, #6SAE 45 DEG ELBOW	015489	1	
18	FITTING, #4 SAE - #6 SAE 45° ELBOW	015488	8	
19	FITTING, 3/8" O-RING X 3/8" JIC	014687	6	
20	FITTING, 1/4JIC-3/8 O-RING	P26284	7	
21	ZN-140 UNF9/16-18/7/16-20	555134	1	
22	BOX, LT40/70 ELECTRICAL	566251	1	
	DOOR, 566251 200x300x150 ELECTRIC BOX	084686	1	
23	NUT, M8-8-B HEX NYLON ZINC LOCK	F81032-2	4	
24	CAP	555383-1	1	
25	WASHER, 6.4 FLAT ZINC	F81053-1	4	
26	BOLT, M6X12-8.8 HEX HEAD FULL THREAD ZIN	F81001-7	4	
27	CABLE, OLFLEX CLASIC 400P 4G2,5	R80585-6	1	
28	TERMINAL, KO 2.5/5 RING	F81064-1	4	
29	TERMINAL, KO1/8 RING	F05092-7	1	
30	TIE WRAP, TK 9/3	F81082-4	1	
31	GROMMET, 15,9 UB625 RUBBER	086816	1	
32	PHD 2T3/8X6.80 W9/16UNF-W9/16UNF	555366	1	
33	BOLT, M5X12 8.8 HEX HEAD FULL THREAD ZIN	F81000-5	4	
34	WASHER, 5.5 SPECIAL FLAT ZINC	F81052-3	4	
35	NUT, M5 8 HEX ZINC	F81030-1	4	
36	COVER TOP, BOX FRONT	555440-1	1	
37	BOLT, M10X16-8.8 HEX HEAD FULL THREAD ZI	F81003-13	5	

9.47 Rear Box. 555444

555444_001
555444

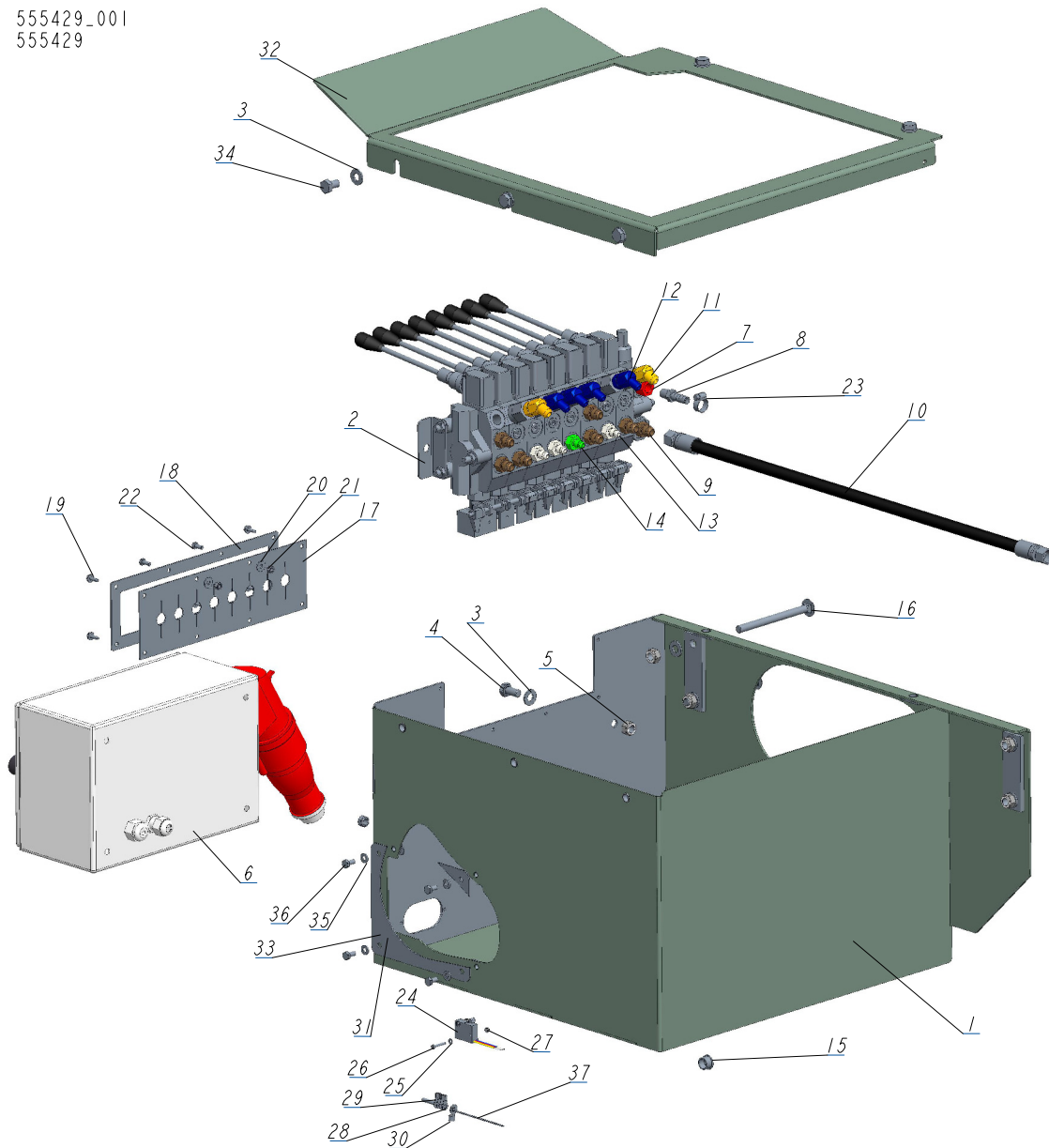


REF	DESCRIPTION (◆ indicates parts available in assemblies only)	PART #	QTY
-	BOX, REAR LT20/40/70/AH/AHP COMPLETE	555444	1
1	BOX, REAR	555446-1	1
2	PUMP, AC-4KW (Q=14,5L/MIN) HYDRAULIC W/M	500958	1
3	BRACKET, OIL FILTER	550029-1	1
4	MANIFOLD, W/FILTER	P22683	1
5	WASHER, Z 6.1 SPLIT LOCK	F81053-3	6
6	BOLT, 1/4-20X1/2 HEX HEAD	F05005-15	2
7	WASHER, M6, FLAT,ZINC	F81053-1	8

REF	DESCRIPTION (◆ indicates parts available in assemblies only)	PART #	QTY	
8	BOLT, M6X20 8.8 HEX HEAD FULL THREAD ZIN	F81001-2	2	
9	NUT, M6-8-B NYLON HEX ZINC LOCK	F81031-2	2	
10	FITTING, 1/2NPT-3/8 BARB ELBOW	P12707	2	
11	HOSE, 3/8" LOW PRESSURE HYDRAULIC	R01892-1	1	
12	CLAMP, 11/16 WORM	061807	3	
13	FITTING, 3/8NPT-3/8 BARB ELBOW	P12708	1	
14	FITTING, 6SAE MALE-1/4NPT FEMALE	014686	1	
15	FITTING, 1/4NPT BRANCH TEE	015486	1	
16	FITTING, 3/8JIC-1/4NPT 90 ELBOW	015491	1	
17	PLUG, 1/4-18 NPT BLANK	096221	1	
18	WASHER, 10.5 FLAT ZINC	F81055-1	18	
19	NUT, M10-8-B HEX NYLON ZINC LOCK	F81033-1	10	
20	BOLT, DIN933-M10X30-8.8-A2E HEX HEAD	F81003-111	4	
21	COVER, 80 MM RUBBER	089293	1	
22	PLATE, SIDE	555450-1	1	
23	BOLT, M10X75-8.8 HEX HEAD ZINC	F81003-15	4	
24	WASHER, 8.5 SPECIAL FLAT ZINC	F81054-11	4	
25	WASHER 8,2 SPLIT LOCK ZINC	F81054-4	4	
26	BOLT, M8X20-8.8-B HEX HEAD FULL THREAD Z	F81002-4	4	
27	COVER, REAR	555452-1	1	
28	BOLT, M6X16-5.8 HEX HEAD FULL THREAD ZIN	F81001-15	4	

9.48 Front Box. 555429

555429_001
555429

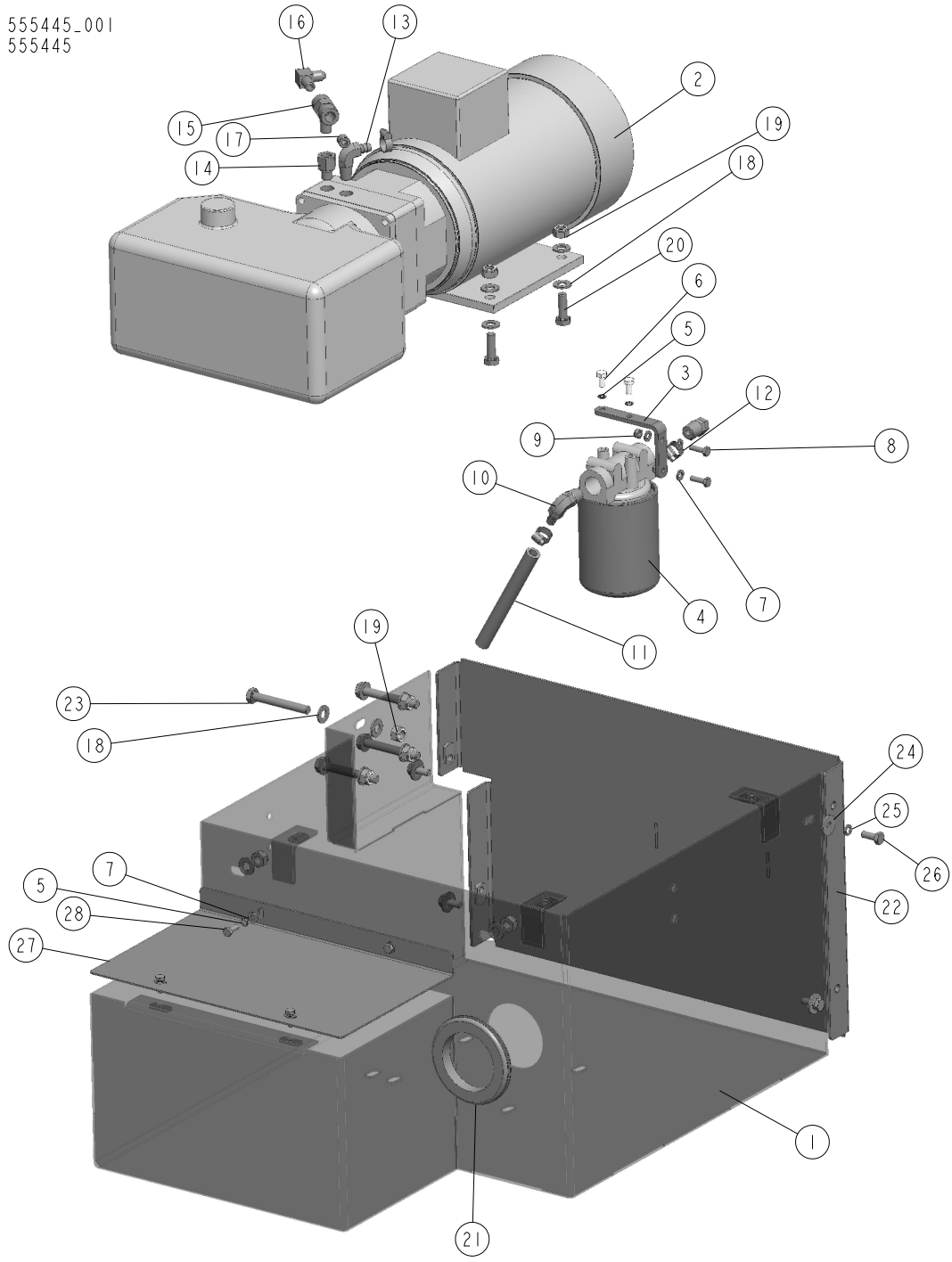


REF	DESCRIPTION (◆ indicates parts available in assemblies only)	PART #	QTY
-	BOX, FRONT AHS3/LT40/70 KPL.	555429	1
1	BOX, FRONT	555436-1	1
2	VALVE, 8 SECTIONS DC HYDRAULIC	545672	1
3	WASHER, 10.5 FLAT ZINC	F81055-1	11
4	BOLT, ISO 4017-M10X20-8.8-A2E HEX HEAD	F81003-53	2
5	NUT, M10-8-B HEX NYLON ZINC LOCK	F81033-1	6
6	BOX, LT40/70 ELECTRICAL	566251	1
	DOOR, 566251 200x300x150 ELECTRIC BOX	084686	1
7	FITTING, 6SAE MALE-1/4NPT FEMALE	014686	1
8	FITTING, 1/4NPT-3/8 BARB	014685	1
9	FITTING, 3/8" O-RING 3/8 JIC	014687	7
10	PHD 2T3/8X6.80 W9/16UNF-W9/16UNF	555366	1

REF	DESCRIPTION (◆ indicates parts available in assemblies only)	PART #	QTY	
11	FITTING, #6SAE 45 DEG ELBOW	015489	2	
12	FITTING, #4SAE-#6SAE 45 DEG ELBOW	015488	4	
13	FITTING, 1/4JIC-3/8 O-RING	P26284	3	
14	ZN-140 UNF9/16-18/7/16-20	555134	1	
15	BUSHING, 15,9 UB625 CONDUIT	086816	1	
16	BOLT, M10X125 8.8 CARRIAGE ZINC	F81003-34	2	
17	GUARD, 8-SECTION HYDRAULIC VALVE RUBBER	545673	1	
18	COVER, 8-SECTION VALVE GUARD	545674-1	1	
19	SCREW, #10-24 X 1/2" SELF-TAPPING	F05015-7	6	
20	WASHER, 5.5 FLAT ZINC SPECIAL	F81052-3	2	
21	NUT, M5-8 HEX ZINC	F81030-1	2	
22	BOLT, M5X12-5.8 HEX HEAD FULL THREAD ZIN	F81000-5	2	
23	CLAMP, 11/16 WORM	061807	1	
24	SWITCH, 2A 125V R-LEVER NO/NC/COM	014765	1	
25	WASHER, 3.2 FLAT ZINC	F81050-2	2	
26	SCREW, M3X20-5.8-A-SLOTTED CHEESE HEAD Z	F81000-8	2	
27	NUT, M3-6 NYLON ZINC LOCK	F81028-2	2	
28	CABLE, OLFLEX CLASIC 400P 4G2,5	R80585-6	1	
29	END, KO 2,5/5 CONDUCTOR	F81064-1	4	
30	TERMINAL, KO1/8 RING	F05092-7	1	
31	NUT, M8-8-B HEX NYLON ZINC LOCK	F81032-2	4	
32	COVER TOP, BOX FRONT	555440-1	1	
33	CAP	555383-1	1	
34	BOLT, M10X16-8.8 HEX HEAD FULL THREAD ZI	F81003-13	5	
35	WASHER, 6.4 FLAT ZINC	F81053-1	4	
36	BOLT, M6X12-8.8 HEX HEAD FULL THREAD ZIN	F81001-7	4	
37	TIE WRAP, TK 9/3	F81082-4	1	

9.49 Rear Box. 555445

555445_001
555445

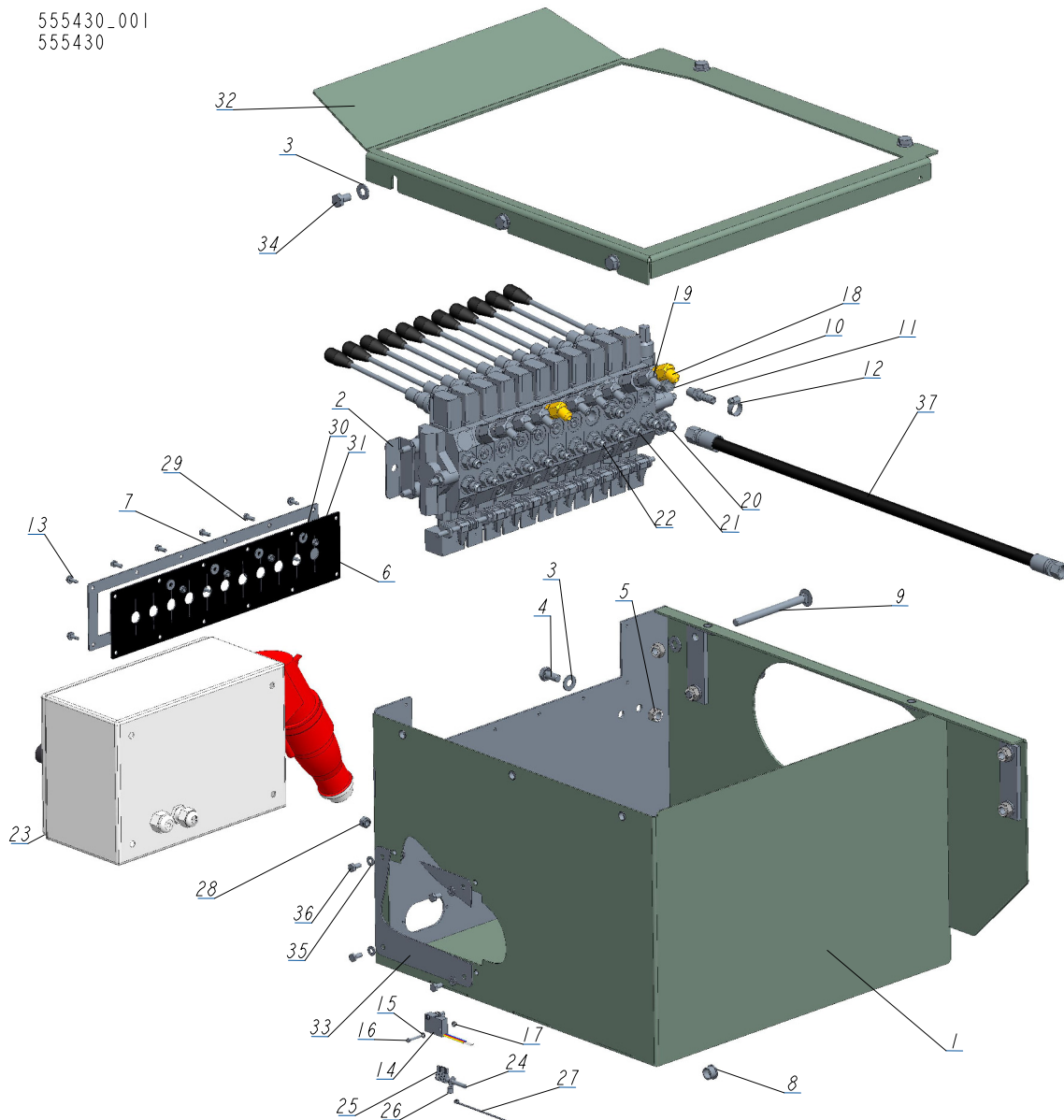


REF	DESCRIPTION (◆ indicates parts available in assemblies only)	PART #	QTY
-	BOX, REAR LT40/70/AHS COMPLETE	555445	1
1	BOX, REAR	555446-1	1
2	PUMP, AC.5,5KW 18.5L/MIN HYDRAULIC W/MOT	517840	1
3	BRACKET, OIL FILTER	550029-1	1
4	MANIFOLD, W/FILTER	P22683	1
5	WASHER, Z 6.1 SPLIT LOCK	F81053-3	6
6	BOLT, 1/4-20X1/2 HEX HEAD	F05005-15	2

REF	DESCRIPTION (◆ indicates parts available in assemblies only)	PART #	QTY	
7	WASHER, M6, FLAT,ZINC	F81053-1	8	
8	BOLT, M6X20 8.8 HEX HEAD FULL THREAD ZIN	F81001-2	2	
9	NUT, M6-8-B NYLON HEX ZINC LOCK	F81031-2	2	
10	FITTING, 1/2NPT-3/8 BARB ELBOW	P12707	2	
11	HOSE, 3/8" LOW PRESSURE HYDRAULIC	R01892-1	1	
12	CLAMP, 11/16 WORM	061807	3	
13	FITTING, 3/8NPT-3/8 BARB ELBOW	P12708	1	
14	FITTING, 6SAE MALE-1/4NPT FEMALE	014686	1	
15	FITTING, 1/4NPT BRANCH TEE	015486	1	
16	FITTING, 3/8JIC-1/4NPT 90 ELBOW	015491	1	
17	PLUG, 1/4-18 NPT BLANK	096221	1	
18	WASHER, 10.5 FLAT ZINC	F81055-1	18	
19	NUT, M10-8-B HEX NYLON ZINC LOCK	F81033-1	10	
20	BOLT, DIN933-M10X30-8.8-A2E HEX HEAD	F81003-111	4	
21	COVER, 80 MM RUBBER	089293	1	
22	PLATE, SIDE	555450-1	1	
23	BOLT, M10X75-8.8 HEX HEAD ZINC	F81003-15	4	
24	WASHER, 8.5 SPECIAL FLAT ZINC	F81054-11	4	
25	WASHER 8,2 SPLIT LOCK ZINC	F81054-4	4	
26	BOLT, M8X20-8.8-B HEX HEAD FULL THREAD Z	F81002-4	4	
27	COVER, REAR	555452-1	1	
28	BOLT, M6X16-5.8 HEX HEAD FULL THREAD ZIN	F81001-15	4	

9.50 Front Box. 555430

555430_001
555430



REF	DESCRIPTION (◆ indicates parts available in assemblies only)	PART #	QTY
-	BOX FRONT 11SEC. AHS5/LT40/70	555430	1
1	BOX, FRONT	555443-1	1
2	VALVE 11 SEC. HDS11/10	510568_	1
3	WASHER, 10.5 FLAT ZINC	F81055-1	11
4	BOLT, ISO 4017-M10X20-8.8-A2E HEX HEAD	F81003-53	2
5	NUT, M10-8-B HEX NYLON ZINC LOCK	F81033-1	6
6	COVER, 11-SECTION VALVE RUBBER	518926	1
7	COVER, 11-SECTION VALVE GUARD	510571-1	1
8	GROMMET, 15,9 UB625 RUBBER	086816	1
9	BOLT, M10X125 CARRIAGE	F81003-34	2
10	FITTING, 6SAE MALE-1/4NPT FEMALE	014686	1
11	FITTING, 1/4NPT-3/8 BARB	014685	1

REF	DESCRIPTION (◆ indicates parts available in assemblies only)	PART #	QTY	
12	CLAMP, 11/16 WORM	061807	1	
13	BOLT, #10-24X1/2 SELF-TAPPING	F05015-7	8	
14	MICROSWITCH, HYDRAULIC VALVE	014765	1	
15	WASHER, 3.2-LAT ZINC	F81050-2	2	
16	SCREW, M3X20-5.8-A-PAN HEAD ZINC	F81000-8	2	
17	NUT, M3-6-HEX NYLON ZINC LOCK	F81028-2	2	
18	FITTING, #6SAE 45 DEG ELBOW	015489	2	
19	FITTING, #4 SAE - #6 SAE 45° ELBOW	015488	7	
20	FITTING, 3/8" O-RING X 3/8" JIC	014687	7	
21	FITTING, 1/4JIC-3/8 O-RING	P26284	6	
22	ZN-140 UNF9/16-18/7/16-20	555134	1	
23	BOX, LT40/70 ELECTRICAL	566251	1	
	DOOR, 566251 200x300x150 ELECTRIC BOX	084686	1	
24	CABLE, OLFLEX CLASIC 400P 4G2,5	R80585-6	1	
25	TERMINAL, KO 2.5/5 RING	F81064-1	4	
26	TERMINAL, KO1/8 RING	F05092-7	1	
27	TIE WRAP, TK 9/3	F81082-4	1	
28	NUT, M8-8-B HEX NYLON ZINC LOCK	F81032-2	4	
29	BOLT, M5X12 8.8 HEX HEAD FULL THREAD ZIN	F81000-5	4	
30	WASHER, 5.5 SPECIAL FLAT ZINC	F81052-3	4	
31	NUT, M5 8 HEX ZINC	F81030-1	4	
32	COVER TOP, BOX FRONT	555440-1	1	
33	CAP	555383-1	1	
34	BOLT, M10X16-8.8 HEX HEAD FULL THREAD ZI	F81003-13	5	
35	WASHER, 6.4 FLAT ZINC	F81053-1	4	
36	BOLT, M6X12-8.8 HEX HEAD FULL THREAD ZIN	F81001-7	4	
37	PHD 2T3/8X6.80 W9/16UNF-W9/16UNF	555366	1	